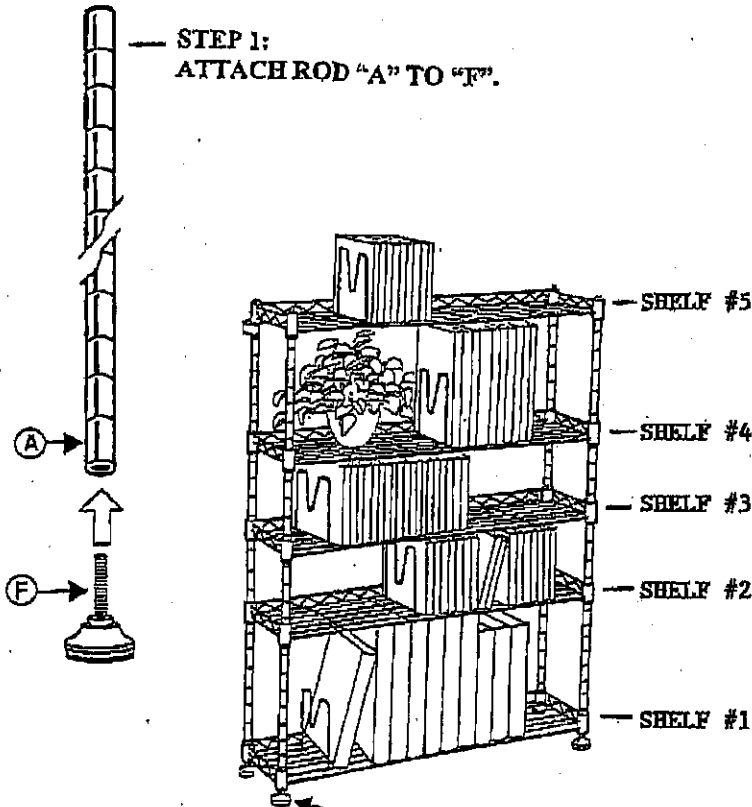


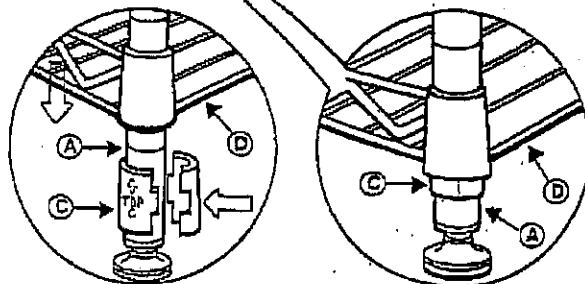
ATLANTIC® MULTI-MEDIA STORAGE

MODELS 3010-4010



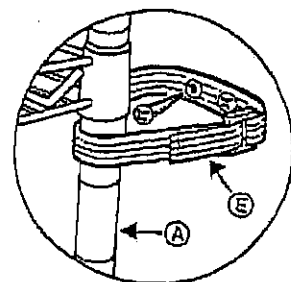
Parts List:

- (A) → 4 RODS
- (B) → 10 DIVIDERS
THE WIDTH OF THE DIVIDER CAN BE SHORTENED AND PLACED TO ANY POSITION
- (C) → 40 SHELF STOPPERS
- (D) → 5 SHELVES
- (E) → 2 STRAPS
- (F) → 4 ROD BASES



STEP 2:
PLACE A STOPPER, "C" ON ALL ASSEMBLED RODS, AT THE DESIRED HEIGHT. ALL 4 STOPPERS, MUST BE AT THE SAME LEVEL.

STEP 3:
FOLLOW STEP 2 FOR THE OTHER SHELVES (SHELVES 2, 3, 4 AND 5).



STEP 4:
TO SECURE THE STORAGE UNIT TO THE WALL, USE THE STRAP PROVIDED AND SCREW TO THE WALL.



© 2000 Atlantic, Inc. P.O. Box 2399 Santa Fe Springs, CA 90670 USA. U.S. and other foreign patents pending. All rights reserved. Website: www.atlantic-inc.com / e-mail: customer_service@atlantic-inc.com

Free Manuals Download Website

<http://myh66.com>

<http://usermanuals.us>

<http://www.somanuals.com>

<http://www.4manuals.cc>

<http://www.manual-lib.com>

<http://www.404manual.com>

<http://www.luxmanual.com>

<http://aubethermostatmanual.com>

Golf course search by state

<http://golfingnear.com>

Email search by domain

<http://emailbydomain.com>

Auto manuals search

<http://auto.somanuals.com>

TV manuals search

<http://tv.somanuals.com>