





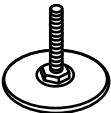
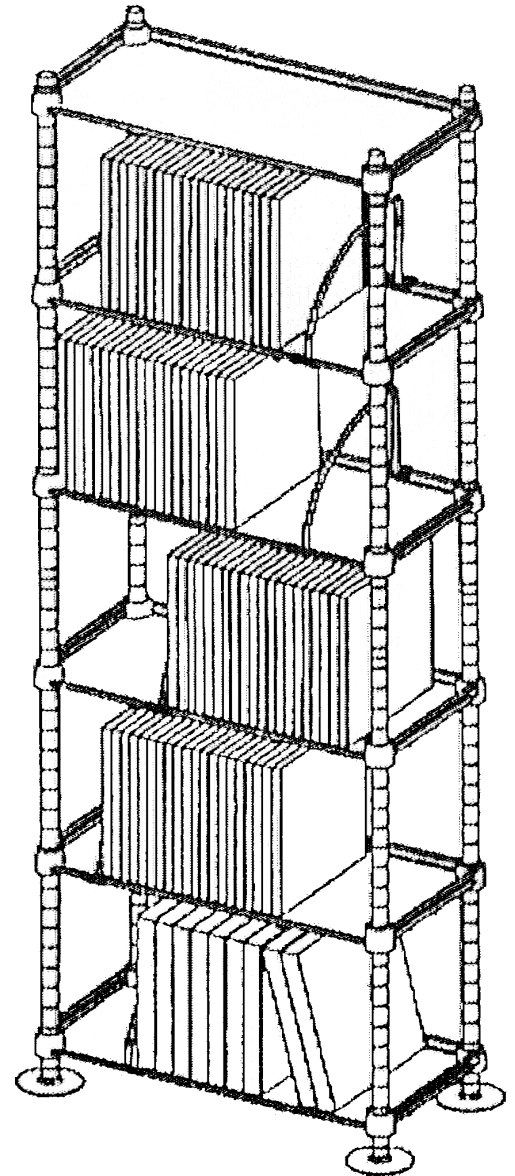
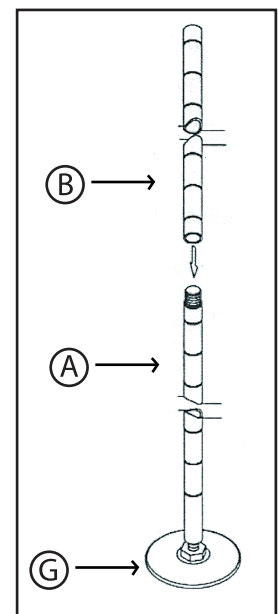


Assembly Instructions: 186 CD / 132 DVD MM Tower

| Parts List | | Qty. |
|------------|---|------|
| (A) | Male Rod  | 4 |
| (B) | Rod Bases  | 4 |
| (C) | Shelf stoppers  | 48 |
| (D) | PP Board  | 6 |
| (E) | Shelves  | 6 |
| (F) | Divider  | 6 |
| (G) | Rod Base  | 4 |



| Instructions |
|--|
| 1) Attach rod (A) to (B), then (G) |
| 2) Place stopper (C) at desired height on all 4 assembled rods. All 4 stoppers must be at the same level. Place shelf on top of stoppers. |
| 3) Follow Step 2 for remaining shelves. |
| 4) Place PP board on each shelf. |



Free Manuals Download Website

<http://myh66.com>

<http://usermanuals.us>

<http://www.somanuals.com>

<http://www.4manuals.cc>

<http://www.manual-lib.com>

<http://www.404manual.com>

<http://www.luxmanual.com>

<http://aubethermostatmanual.com>

Golf course search by state

<http://golfingnear.com>

Email search by domain

<http://emailbydomain.com>

Auto manuals search

<http://auto.somanuals.com>

TV manuals search

<http://tv.somanuals.com>