



ATLONA
1 x4 PROFESSIONAL RGBHV/VGA
DISTRIBUTION AMPLIFIER
WITH HIGH RESOLUTION SUPPORT (2048 x 2048)
AT-VGA14

USER MANUAL

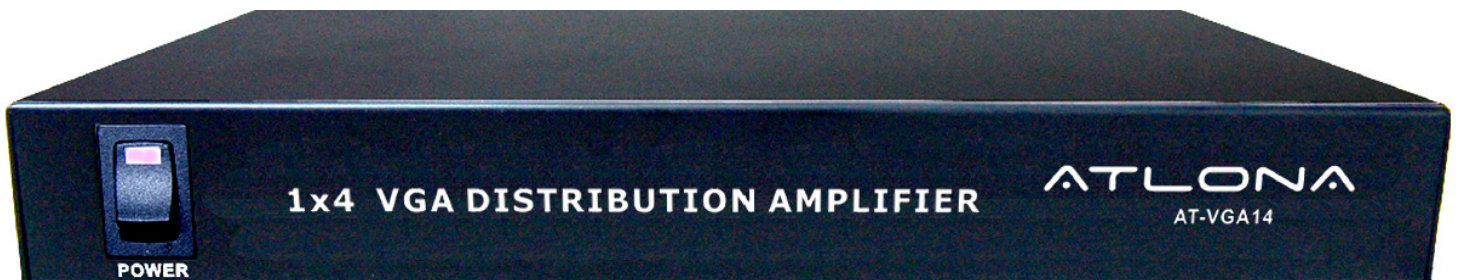


TABLE OF CONTENTS

1. Introduction	1
2. Features	1
3. Specifications	1
4. Package Contents	2
5. Panel Descriptions	2
5.1 Front Panel	2
5.2 Rear Panel	2
6. Connection and Installation	3
7. Safety Information	4
8. Warranty	5
9. Atlona Product Registration	6

INTRODUCTION

Atlona Technologies' AT-VGA14 is a 1x4 VGA Distribution Amplifier designed to work as a splitter for any VGA Video application. With 1 VGA Input and 4 VGA Outputs, the AT-VGA14 is capable of splitting a VGA signal from one source to four separate devices with compatible inputs. With a built in amplifier, this unit has the ability to boost this signal great distance, while preventing both signal loss and picture degradation. With a maximum bandwidth of >1GHz, the AT-VGA18 will support sharp and highly defined video in multiple resolutions of up to 2048x2048. Atlona's 1x4 VGA Distribution Amplifier is perfect for all Video equipment that using VGA (RGBHV) signal such as Cable and Satellite receivers, PCs, Video Scalers...etc.

FEATURES

- Sends Video Connection to 4 displays at the same time
- Built In Amplifier for boosting signal without signal loss or signal degradation
- Supports resolutions up to 2048x2048
- Quick and easy installation

SPECIFICATIONS

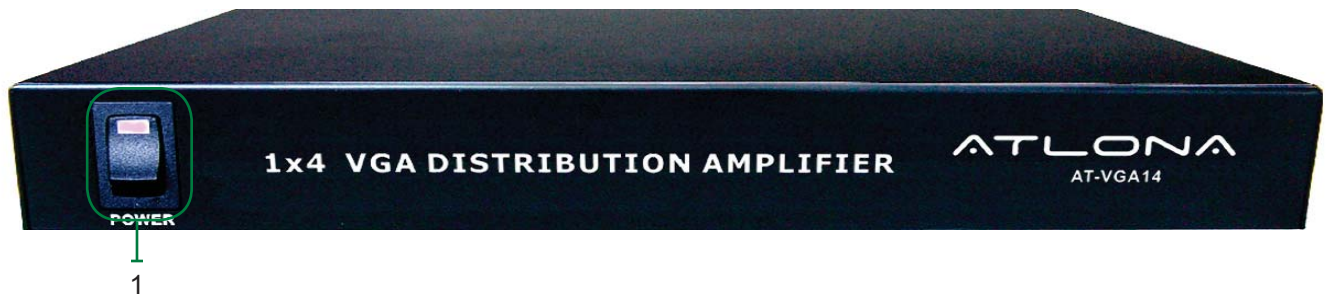
Input/output	1 input / 4 outputs
Type of Signals	VGA (RGBHV)
Input	1 x VGA* RGBHV
Output	4 x VGA* RGBHV
VGA Resolution	PC: 2048 x 2048 HDTV: 1080p
Video Bandwidth	>1GHz
Video Distortion	<0.2db (Standard +/- 3db)
In/Out Terminal	HD-15pin female connectors
Enclosure type	Metal Wall Rack mountable
Encoder/Decoder Unit	FCC, CE, RoHS
Power Source	DC 12 Volts, @300mA~500mA (110-240V)
Size (L,W,H)	236mmx110mmx25mm
Net Weight (Unit only)	1.50 lbs. (0.80kg) Approx.

PACKAGE CONTENTS:

1. AT-VGA14 Distribution Amplifier x 1
2. Instruction Manual x1
3. Universal AC Power Adapter: 12VDC, @300~500mA (110-240V)


PANEL DESCRIPTIONS

1. Front Panel



1. Power Switch: Switch Unit Power On/Off

2. Rear Panel



1. Outputs 1-4: VGA (RGBHV)
2. Input: VGA (RGBHV)
3. Power Supply Input: (DV12V)



1. Switch off all devices, including monitors.
2. Connect Desired source to the VGA Video Inputs
3. Connect VGA Outputs to desired Displays
4. Plug in 12V DC power supply.
5. Power on the monitors.
6. Power on the source.
7. Power on AT-VGA14

Safeguards

To reduce the risk of electric shock, do not expose this product to rain or moisture.

If the wall plug does not fit into your local power socket, hire an electrician to replace your obsolete socket.

Do not modify the wall plug. Doing so will void the warranty and safety features.

This equipment should be installed near the socket outlet and the device should be easily accessible in case it requires disconnection.

Precautions

FCC Regulations state that any unauthorized changes or modifications to this equipment not expressly approved by the manufacturer could void the user's authority to operate this equipment.

Operate this product using only the included external power supply. Use of other power supplies could impair performance, damage the product or cause fires.

In the event of an electrostatic discharge, this device may automatically turn off. If this occurs, unplug the device, and plug it back in.

Protect and route power cords so they will not be stepped on or pinched by anything placed on or against them. Be especially careful of plug-ins, or cord exit points from this product.

Avoid excessive humidity, sudden temperature changes or temperature extremes.

Keep this product away from wet locations such as bathtubs, sinks, laundries, wet basements and swimming pools.

Use only accessories recommended by ATLONA to avoid fire, shock or other hazards.

Unplug the product before cleaning. Use a damp cloth for cleaning. Do not use cleaning fluid or aerosols, which could enter the unit and cause damage, fire or electrical shock. Some substances may also mar the finish of the product.

Never open or remove unit panels or make any adjustments not described in this manual. Attempting to do so could expose you to dangerous electrical shock or other hazards. It may also cause damage to your AT-VGA14. Opening the product will void the warranty.

Do not attempt to service the unit. Instead disconnect it and contact your Authorized ATLONA reseller or contact ATLONA directly.

1. LIMITED WARRANTY

Atlona Technologies warrants that (a) its products (the "Product") will perform substantially in accordance with the accompanying written materials for a period of 3 YEARS from the date of receipt and (b) that the Product will be free from defects in materials and workmanship under normal use and service for a period of 3 years. In the event applicable law imposes any implied warranties, the implied warranty period is limited to 3 years from the date of receipt. Some jurisdictions do not allow such limitations on duration of an implied warranty, so the above limitation may not apply to Customer.

2. CUSTOMER REMEDIES

Atlona Technologies and its suppliers' entire liability and Customer's exclusive remedy shall be, at Atlona Technologies' option, either return of the price paid for the Product, or repair or replacement of the Product that does not meet this Limited Warranty and which is returned to Atlona Technologies with a copy of Customer's receipt. This Limited Warranty is void if failure of the Product has resulted from accident, abuse, or misapplication. Any replacement Product will be warranted for the remainder of the original warranty period or 3 year, whichever is longer.

3. NO OTHER WARRANTIES

TO THE MAXIMUM EXTENT PERMITTED BY APPLICABLE LAW, ATLONA TECHNOLOGIES AND ITS SUPPLIERS DISCLAIM ALL OTHER WARRANTIES, EITHER EXPRESS OR IMPLIED, INCLUDING, BUT NOT LIMITED TO IMPLIED WARRANTIES OF MERCHANTABILITY AND FITNESS FOR A PARTICULAR PURPOSE, WITH REGARD TO THE PRODUCT AND ANY RELATED WRITTEN MATERIALS. THIS LIMITED WARRANTY GIVES CUSTOMER SPECIFIC LEGAL RIGHTS. CUSTOMER MAY HAVE OTHER RIGHTS DEPENDING ON THE JURISDICTION.

4. NO LIABILITY FOR DAMAGES

TO THE MAXIMUM EXTENT PERMITTED BY APPLICABLE LAW, IN NO EVENT SHALL ATLONA TECHNOLOGIES OR ITS SUPPLIERS BE LIABLE FOR ANY DAMAGES WHATSOEVER (INCLUDING WITHOUT LIMITATION, SPECIAL, INCIDENTAL, CONSEQUENTIAL, OR INDIRECT DAMAGES FOR PERSONAL INJURY, LOSS OF BUSINESS PROFITS, BUSINESS INTERRUPTION, LOSS OF BUSINESS INFORMATION, OR ANY OTHER PECUNIARY LOSS) ARISING OUT OF THE USE OF OR INABILITY TO USE THIS PRODUCT, EVEN IF ATLONA TECHNOLOGIES HAS BEEN ADVISED OF THE POSSIBILITY OF SUCH DAMAGES. IN ANY CASE, ATLONA TECHNOLOGIES' AND ITS SUPPLIERS' ENTIRE LIABILITY UNDER ANY PROVISION OF THIS AGREEMENT SHALL BE LIMITED TO THE AMOUNT ACTUALLY PAID BY YOU FOR THE PRODUCT. BECAUSE SOME JURISDICTIONS DO NOT ALLOW THE EXCLUSION OR LIMITATION OF LIABILITY FOR CONSEQUENTIAL OR INCIDENTAL DAMAGES, THE ABOVE LIMITATION MAY NOT APPLY TO YOU.



ATLONA
2151 O'toole Ave, Ste D
San Jose CA 95131
Toll Free: 1-877-536-3976
International: 408-954-8782
FAX: 408-954-8792
Website: www.atlona.com
E-MAIL: info@atlona.com

Thank you for purchasing this Atlona product — we hope you'll enjoy it.



We also hope that you'll take a few moments to register your new purchase. Registration creates an ownership record if your product is lost or stolen and helps ensure you'll receive notification of performance issues and firmware updates.

At Atlona, we respect and protect your privacy and assure you that your registration information is completely secure. Of course, Atlona product registration is totally voluntary and failure to register will not diminish your limited warranty rights.

To register go to www.atlona.com/registration

Free Manuals Download Website

<http://myh66.com>

<http://usermanuals.us>

<http://www.somanuals.com>

<http://www.4manuals.cc>

<http://www.manual-lib.com>

<http://www.404manual.com>

<http://www.luxmanual.com>

<http://aubethermostatmanual.com>

Golf course search by state

<http://golfingnear.com>

Email search by domain

<http://emailbydomain.com>

Auto manuals search

<http://auto.somanuals.com>

TV manuals search

<http://tv.somanuals.com>