

User Manual

**1 IN 8 OUT HDMI v1.3 SPLITTER
AT-HD-V18**



BACK



FRONT

TABLE OF CONTENTS

1. Introduction	2
2. Features	2
3. Specifications	3
4. Package Contents	3
5. Panel Descriptions	3
5.1 Front Panel	3
5.2 Rear Panel	4
6. Applications	4
7. Operation	5
8. Attentions	5
9. Safety Information	6
10. Warranty	7
11. Atlona Product Registration	8

INTRODUCTION

Congratulations on your purchase of the AT-HD-V18 Splitter. Your satisfaction is very important to us. Our series of HDMI Switchers and Splitters are designed to make the use of your HDTV equipment more comfortable, productive and affordable.

With 1 x HDMI Input and 8 x HDMI Outputs, the AT-HD-V18 allows one HD source device to support up to eight HDTV displays. Both HDTV displays will have the same quality image as the source. Along with being HDCP Compliant, auto-scan function software is built-in to extend HDMI signal for long distance at resolutions up to 1080p or 1920x1200 for HDMI or DVI. With additionally supported EDID functionality, Atlona's distribution amplifier is the perfect device for allowing users to connect any digital video source, such as: (DVD, Satellite, Cable Box, PC, Xbox, PS3 and more) to multiple displays.

FEATURES

- One HDMI source to connect up to eight HDMI displays simultaneously.
- HDCP keysets allows each output to work independently when connecting to a HDMI display.
- Splits a HDMI source up to eight outputs without signal loss.
- Support wide range of PC resolutions from VGA to WUXGA 1920x1200 and HDTV/DTV resolutions 480i/480p, 576i/576p, 720p, 1080i, 1080p
- Supports DVI source and DVI display by using HDMI to/from DVI adaptor cable.
- Dolby Digital, DTS digital audio transmission (32-192 kHz Fs sample rate).
- Supports EDID functionality. The unit will detect the first HDMI/DVI output source's EDID and record in the unit. If the first detected output source is empty it will pass to next source, until the first HDMI/DVI has been detected. When user reconnect's all the output sources or re-plug's the power, the system will automatically recover the EDID.
- HDMI 1.3, HDCP1.1 and DVI1.0 compliant Receiver.
- Support video bandwidth up to 6.75 Gbps (link clock rate of 225 MHz)
- Compatible with all HDMI devices, PC monitors, Plasma TV display and HDTV
- Support Digital Video TMDS formats in Deep Color 36bits
- Support color depth of up to 36 bits
- Bi-direction color space conversion (SCS) between RGB and YCBCR color
- Auto-Scan input and outputs status via LED display on front panel
- Control by Selection buttons on front panel
- Support desktop with Ear mount and 19 inch Rack mountable type panel

SPECIFICATIONS

- Input port 1x HDMI female port (Type A connector)
- Output ports 8x HDMI female ports (signal link)
- Supports: HDMI Standard, DVI and HDCP Compliant
- Supported Video: HDMI and DVI formats up to 1080p and 1920x1200;
- Supported Audio: DTS-HD Master Audio, Dolby True -HD & Dolby Digital Plus
- Type of Signal: TMDS Digital Video PCM Digital Audio
- Compliantwith HDMI standard: HDMI and HDCP.
- Data Rates: 250Mbps to 6.75 Gbps. Pixel clocks: 25MHz to 225 Mhz.
- HDMI Cable Distance: 40ft up to 6.75Gbps.
- Interface support digital video standards such as: RGB/YCBCR : 24/30/36-bits; YCBCR :8/10/12/16/20/24-bits; Double data rate interface for RGB/YCBCR : 12/15/18-bits
- Power Supply: 12V DC (US/EU standards, CE/FCC/UL certified)
- Dimensions (mm): 275(W) x 155(D) x 25(H)
- Weight(g): 2.3 LB
- Chassis Material: Metal
- Silk Skin: Color Black
- Operating Temperature: Operating from 0°C ~ 48°C

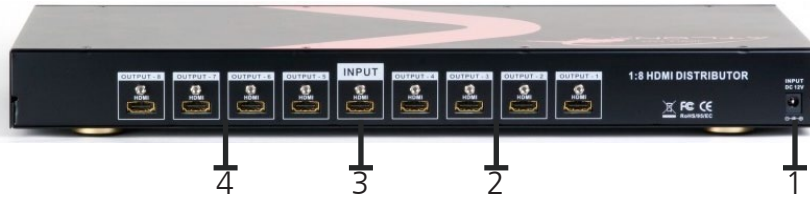
PANEL DESCRIPTIONS

1. Front Panel




1. **POWER SWITCH.** The power switch turns the unit on and off. The LED will illuminate red to indicate that the switcher is ON
2. **19 INCH EAR MOUNT PAIR.** 19 inch case Ear Mount pair


2. Rear Panel



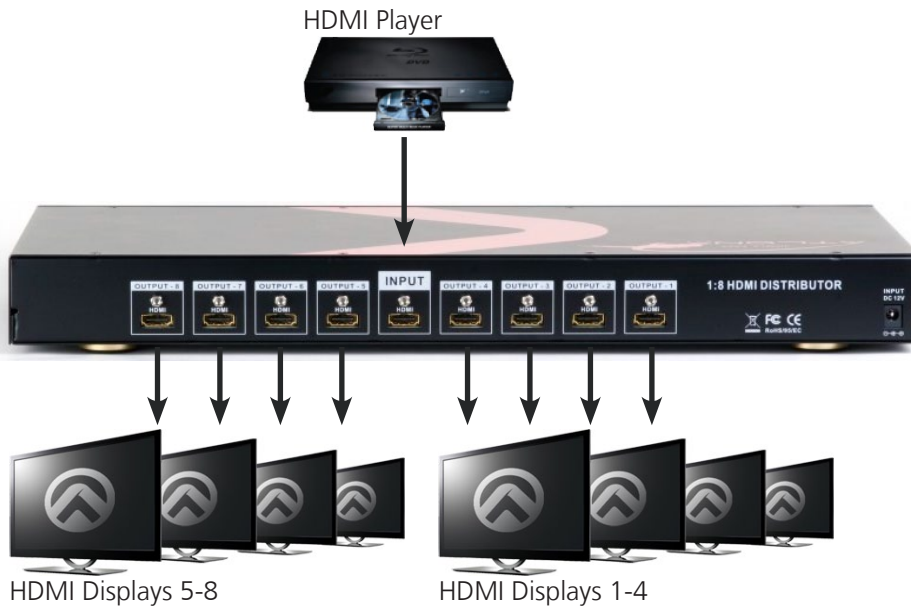
1. DC POWER INLET. Power input -12VDC

3. INPUT-1x HDMI  HDMI (Female) digital video/audio connector

Note: With the proper adapters, the distributor can be used with DVI digital video signals

2,4. OUTPUTS: HDMI Outputs 1-8.  HDMI (Female) digital video/audio connector **Note:** With the proper adapters, the distributor can be used with DVI digital video signals

APPLICATIONS



OPERATION

Connect the AT-HD-V18 Splitter to your devices

1. Connect the HDMI cable from the HD source to the input port of AT-HD-V18 Splitter.
2. Connect the HDMI cables from your displays (monitor or projector) to the outputs of the AT- HD-V18 Splitter.
3. Standard resolution of outputs set up:
Please set the output resolution of the source device first, and make sure the resolution can be displayed on all connected display devices. For example, if you set the output resolution of the source device to 1080p, please make sure all the display devices can display 1080p resolution. If any connected display device cannot support 1080p resolution, the display device will show no pictures.
4. Plug the 12VDC power supply into the AT-HD-V18 Splitter.
5. When connections are completed, the HDTV signal will be distributed to each HDTV display.
6. For the best performance, you should re-start the AT-HD-V18 splitter power to make sure the AT-HD-V18 is working well in HDCP between HD player and Display devices, when the HDMI cable was disconnected after your last use.

ATTENTIONS

- AT-HD-V18 will distribute one resolution only at one time. Please set the output resolution of the source device first, and make sure the resolution can be displayed on all connected display devices.
- The resolution mode will depend on the first plug-in or first of the sequent display devices that can successfully communicate with the source device. Make sure your display devices can support the highest resolution as the source device can support, and your display devices are HDCP compliant and fully support HDCP.
- If the AT-HD-V18 is connected to multiple HDTVs which support different highest resolution (720p, 1080i, 1080p, 1920x1200), it is recommended to adjust the output resolution of source device to match the resolution of HDTV that has lower resolution.
For example, the AT-HD-V18 is connected to 2 HDTVs, and one of them only supports 720p HD resolution, but another can support up to 1080p. If you want them to show the same HD content, please set the output resolution of source device to 720p.
- To reset the HDMI Splitter, please unplug the power adaptor, or unplug the power cord from DC jack; and then plug it back.

SAFETY INFORMATION

Safeguards



To reduce the risk of electric shock, do not expose this product to rain or moisture



Do not modify the wall plug. Doing so will void the warranty and safety features.



If the wall plug does not fit into your local power socket, hire an electrician to replace your obsolete socket.



This equipment should be installed near the socket outlet and the device should be easily accessible in the case it requires disconnection.

Precautions

FCC regulations state that any unauthorized changes or modifications to this equipment, not expressly approved by the manufacturer, could void the user's authority to operate this equipment.

Operate this product using only the included external power supply. Use of other power supplies could impair performance, damage the product, or cause fires.

In the event of an electrostatic discharge this device may automatically turn off. If this occurs, unplug the device and plug it back in.

Protect and route power cords so they will not be stepped on or pinched by anything placed on or against them. Be especially careful of plug-ins or cord exit points from this product.

Avoid excessive humidity, sudden temperature changes or temperature extremes.

Keep this product away from wet locations such as bathtubs, sinks, laundries, wet basements, fish tanks, and swimming pools.

Use only accessories recommended by Atlona to avoid fire, shock, or other hazards.

Unplug the product before cleaning. Use a damp cloth for cleaning and not cleaning fluid or aerosols. Such products could enter the unit and cause damage, fire, or electric shock. Some substances may also mar the finish of the product.

Never open, remove unit panels, or make any adjustments not described in this manual. Attempting to do so could expose you to dangerous electrical shock or other hazards. It may also cause damage to your AT-PRO2HD88M. Opening the product will void the warranty.

Do not attempt to service the unit. Disconnect the product and contact your authorized Atlona reseller or contact Atlona directly.

Atlona, Inc. ("Atlona") Limited Product Warranty Policy

Coverage

Atlona warrants its products will substantially perform to their published specifications and will be free from defects in materials and workmanship under normal use, conditions and service.

Under its Limited Product Warranty, Atlona, at its sole discretion, will either:

- A) repair or facilitate the repair of defective products within a reasonable period of time, restore products to their proper operating condition and return defective products free of any charge for necessary parts, labor and shipping
- OR**
- B) replace and return, free of charge, any defective products with direct replacement or with similar products deemed by Atlona to perform substantially the same function as the original products
- OR**
- C) refund the pro-rated value based on the remaining term of the warranty period, not to exceed MSRP, in cases where products are beyond repair and/or no direct or substantially similar replacement products exist.

Repair, replacement or refund of Atlona's products is the purchaser's exclusive remedy and Atlona's liability does not extend to any other damages, incidental, consequential or otherwise.

This Limited Product Warranty extends to the original end-user purchaser of Atlona's products and is non-transferrable to any subsequent purchaser(s) or owner(s) of these products.

Coverage Periods

Atlona's Limited Product Warranty Period begins on the date of purchase by the end-purchaser. The date contained on the end-purchaser's sales or delivery receipt is the proof purchase date.

Limited Product Warranty Terms – New Products

- 10 years from proof of purchase date for hardware/electronics products purchased on or after June 1, 2013
- 3 years from proof of purchase date for hardware/electronics products purchased before June 1, 2013
- Lifetime Limited Product Warranty for all cable products

Limited Product Warranty Terms – Refurbished (B-Stock) Products

- 3 years from proof of purchase date for all Refurbished (B-Stock) hardware and electronic products purchased on or after June 1, 2013

Remedy

Atlona recommends that end-purchasers contact their authorized Atlona dealer or reseller from whom they purchased their products. Atlona can also be contacted directly. Visit www.atlona.com for Atlona's contact information and hours of operation. Atlona requires that a dated sales or delivery receipt from an authorized dealer, reseller or end-purchaser is provided before Atlona extends its warranty services. Additionally, a return merchandise authorization (RMA) and/or case number, is required to be obtained from Atlona in advance of returns.

Atlona requires that products returned are properly packed, preferably in the original carton, for shipping. Cartons not bearing a return authorization or case number will be refused. Atlona, at its sole discretion, reserves the right to reject any products received without advanced authorization. Authorizations can be requested by calling 1-877-536-3976 (US toll free) or 1-408-962-0515 (US/international) or via Atlona's website at www.atlona.com.

Exclusions

This Limited Product Warranty excludes:

- Damage, deterioration or malfunction caused by any alteration, modification, improper use, neglect, improper packing or shipping (such claims must be presented to the carrier), lightning, power surges, or other acts of nature.
- Damage, deterioration or malfunction resulting from the installation or removal of this product from any installation, any unauthorized tampering with this product, any repairs attempted by anyone unauthorized by Atlona to make such repairs, or any other cause which does not relate directly to a defect in materials and/or workmanship of this product.
- Equipment enclosures, cables, power supplies, batteries, LCD displays, and any accessories used in conjunction with the product(s).
- Products purchased from unauthorized distributors, dealers, resellers, auction websites and similar unauthorized channels of distribution.

Disclaimers

This Limited Product Warranty does not imply that the electronic components contained within Atlona's products will not become obsolete nor does it imply Atlona products or their electronic components will remain compatible with any other current product, technology or any future products or technologies in which Atlona's products may be used in conjunction with. Atlona, at its sole discretion, reserves the right not to extend its warranty offering in instances arising outside its normal course of business including, but not limited to, damage inflicted to its products from acts of god.

Limitation on Liability

The maximum liability of Atlona under this limited product warranty shall not exceed the original Atlona MSRP for its products. To the maximum extent permitted by law, Atlona is not responsible for the direct, special, incidental or consequential damages resulting from any breach of warranty or condition, or under any other legal theory. Some countries, districts or states do not allow the exclusion or limitation of relief, special, incidental, consequential or indirect damages, or the limitation of liability to specified amounts, so the above limitations or exclusions may not apply to you.

Exclusive Remedy

To the maximum extent permitted by law, this limited product warranty and the remedies set forth above are exclusive and in lieu of all other warranties, remedies and conditions, whether oral or written, express or implied. To the maximum extent permitted by law, Atlona specifically disclaims all implied warranties, including, without limitation, warranties of merchantability and fitness for a particular purpose. If Atlona cannot lawfully disclaim or exclude implied warranties under applicable law, then all implied warranties covering its products including warranties of merchantability and fitness for a particular purpose, shall provide to its products under applicable law. If any product to which this limited warranty applies is a "Consumer Product" under the Magnuson-Moss Warranty Act (15 U.S.C.A. §2301, ET SEQ.) or other applicable law, the foregoing disclaimer of implied warranties shall not apply, and all implied warranties on its products, including warranties of merchantability and fitness for the particular purpose, shall apply as provided under applicable law.

Other Conditions

Atlona's Limited Product Warranty offering gives legal rights, and other rights may apply and vary from country to country or state to state. This limited warranty is void if (i) the label bearing the serial number of products have been removed or defaced, (ii) products are not purchased from an authorized Atlona dealer or reseller. A comprehensive list of Atlona's authorized distributors, dealers and resellers can be found at www.atlona.com.

Atlona, Inc Product Registration

Thank you for purchasing this Atlona product. - We hope you enjoy it and will take an extra few moments to register your new purchase.

Registration creates an ownership record if your product is lost or stolen and helps ensure you'll receive notification of performance issues and firmware updates.

At Atlona we respect and protect your privacy, assuring you that your registration information is completely secure. Atlona product registration is completely voluntary and failure to register will not diminish your limited warranty rights.

To register go to: <http://www.atlona.com/registration>

Free Manuals Download Website

<http://myh66.com>

<http://usermanuals.us>

<http://www.somanuals.com>

<http://www.4manuals.cc>

<http://www.manual-lib.com>

<http://www.404manual.com>

<http://www.luxmanual.com>

<http://aubethermostatmanual.com>

Golf course search by state

<http://golfingnear.com>

Email search by domain

<http://emailbydomain.com>

Auto manuals search

<http://auto.somanuals.com>

TV manuals search

<http://tv.somanuals.com>