



ATLONA
Connecting technology to your world

Composite or S-Video Scaler/Converter to Component or VGA AT-AVS100



User Manual

Toll free: 1-877-536-3976
Local: 1-408-962-0515



www.atlona.com

TABLE OF CONTENTS

1. Introduction	2
2. Features	2
3. Package Contents	2
4. Applications	2
5. Specifications	2
6. Panel Description	3
6.1. Left Panel	3
6.2. Right Panel	4
7. Connection Diagram	4
8. Safety Information	5
9. Warranty	6
10. Atlona Product Registration	7

INTRODUCTION

The Atlona AT-AVS100 allows composite video or S-video to be converted and scaled to either component video or VGA. The AVS100 is capable of scaling component video resolution from 480p to 1080p and VGA resolutions from 640x480 to 1600x1200.

The VGA to component video cable is included for component video use. The Atlona AT-AVS100 supports either an NTSC or a Pal video signal.

FEATURES

- Perfect for scaling Composite Video or S-Video signals to Component Video or VGA
- Supports high resolution output
 - VGA resolutions: XGA (1024x768), SXGA (1280x1024), UXGA (1600x1200)
 - Component resolutions: 480p/576p, 720p and 1080p
- 3D (frame based) motion adaptive YNR/CNR noise reduction technology
- Advance de-interlacing technology, which will allow better image quality.
- Supports 2:2 & 3:2 film mode detection

PACKAGE CONTENTS

- AT-AVS100 – the converter
- Universal Power Supply
- Instructions Manual
- VGA to Component Video Cable

APPLICATIONS

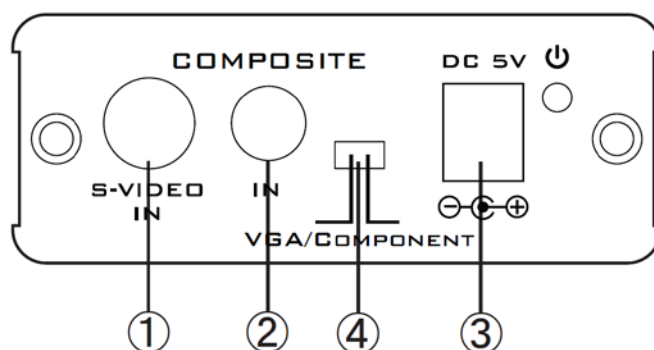
- Residential Installations: There are many applications where residential installers use component video matrix switchers to route all video signals; however there are many sources still left which use composite or s-video interface. The AT-AVS100 will allow installer to route Security Camera's, VHS Players, Laser Disc though the component video switcher.
- Security Application: Most security cameras on the market today are using Composite Video Interfaces; however most computer displays are VGA. The AVS100 will fit perfectly into this environment as it would be able to convert signal from a security camera to show up on the computer display.

SPECIFICATIONS

Input port	1 x Composite Video (RCA); 1 x S-Video
Output port	1 x HD15 (supports Component and VGA)
Output Resolution	PC: XGA/SXGA/UXGA Component: 480p/576p/720p/1080p
Power Supply	5VDC/1A (110/240)
ESD Protection	Human body model: $\pm 8\text{kV}$ (air-gap discharge) $\pm 4\text{kV}$ (contact discharge)
Dimensions (inch)	2.5(W) x 4.4(D) x 1.02(H)
Weight (lb)	0.5
Operating Temperature	0°C~40°C / 32°F ~ 104°F
Storage Temperature	-20°C~60°C / -4°F ~ 140°F
Relative Humidity	20~90% RH (no condensation)
Power Consumption (W)	2.5W (Maximum Load)

PANEL DESCRIPTION

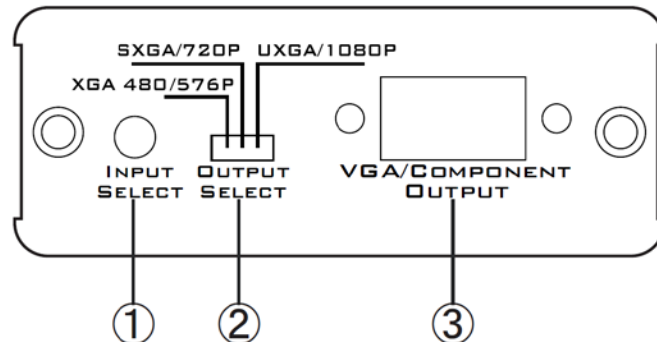
1. Left Panel



1. S-Video input (SV): Connect the source with S-Video interface here.
2. Composite (CV) input: Connect the source with composite video input here.
3. DC 5V In: Connect 5V supplied power supply here.
4. VGA/Component switch: This dip switch allows user to select a VGA or component video output. Simply slide the dip switch to left or right and the output mode will display your desire selection.

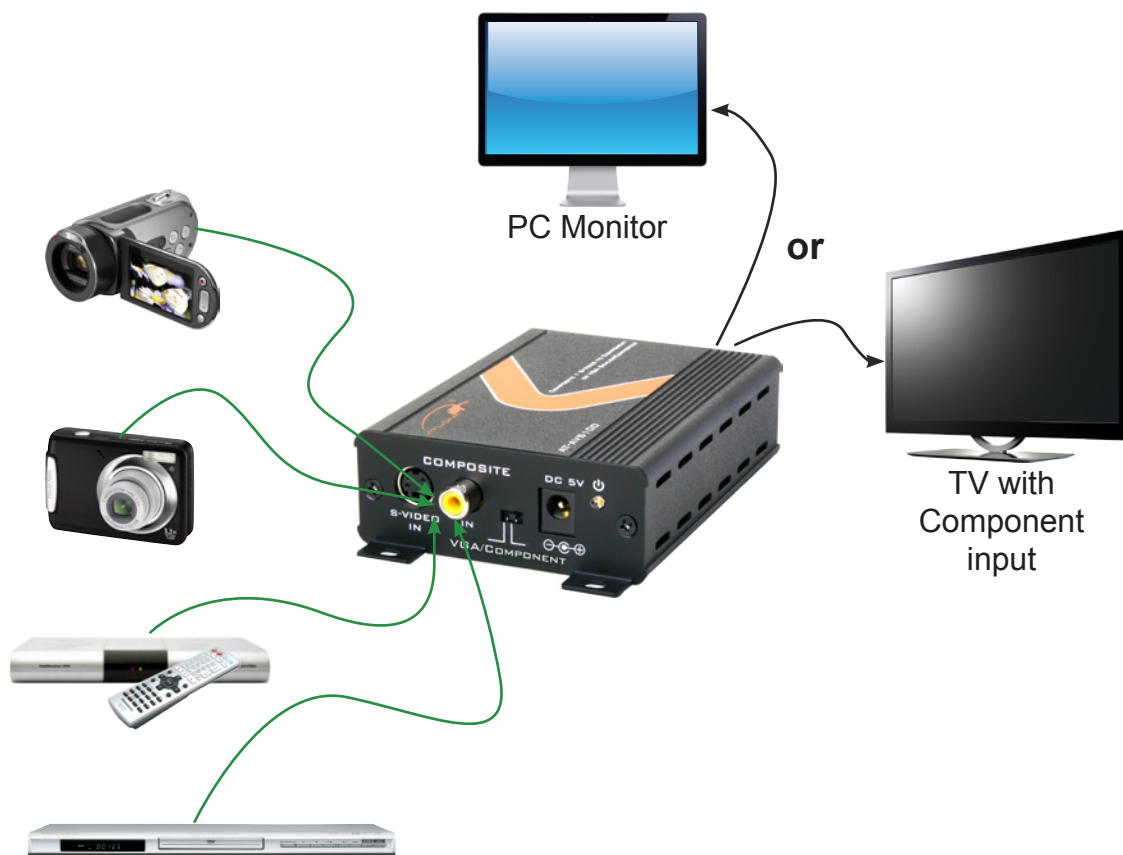


2. Right Panel



1. CV/SV: Press this button to switch input source between composite or S-Video. The LED will illuminate in green when switched to composite and red when switched to an S-Video input.
2. Output resolution switch: This dip switch allows user to set VGA/component output timing to VESA resolution XGA/SXGA/UXGA or component video resolution 480p/576p/720p/1080p. Simply move the dip switch to the desired resolution.
3. VGA out: Connect VGA cable to aVGA display orVGA /component cable to a component video display.

CONNECTION DIAGRAM



SAFETY INFORMATION

Safeguards



To reduce the risk of electric shock, do not expose this product to rain or moisture



Do not modify the wall plug. Doing so will void the warranty and safety features.



If the wall plug does not fit into your local power socket, hire an electrician to replace your obsolete socket.



This equipment should be installed near the socket outlet and the device should be easily accessible in the case it requires disconnection.

Precautions

FCC regulations state that any unauthorized changes or modifications to this equipment, not expressly approved by the manufacturer, could void the user's authority to operate this equipment.

Operate this product using only the included external power supply. Use of other power supplies could impair performance, damage the product, or cause fires.

In the event of an electrostatic discharge this device may automatically turn off. If this occurs, unplug the device and plug it back in.

Protect and route power cords so they will not be stepped on or pinched by anything placed on or against them. Be especially careful of plug-ins or cord exit points from this product.

Avoid excessive humidity, sudden temperature changes or temperature extremes.

Keep this product away from wet locations such as bathtubs, sinks, laundries, wet basements, fish tanks, and swimming pools.

Use only accessories recommended by Atlona to avoid fire, shock, or other hazards.

Unplug the product before cleaning. Use a damp cloth for cleaning and not cleaning fluid or aerosols.

Such products could enter the unit and cause damage, fire, or electric shock. Some substances may also mar the finish of the product.

Never open, remove unit panels, or make any adjustments not described in this manual. Attempting to do so could expose you to dangerous electrical shock or other hazards. It may also cause damage to your AT-AVS100. Opening the product will void the warranty.

Do not attempt to service the unit. Disconnect the product and contact your authorized Atlona reseller or contact Atlona directly.

WARRANTY

Limited Warranty

Atlona Technologies warrants that (a) its products (the AT-AVS100) will perform substantially in accordance with the accompanying written materials for a period of 3 years from the date of receipt and (b) that the product will be free from defects in materials and workmanship under normal use and service for a period of 3 years. In the event applicable law imposes any implied warranties, the implied warranty period is limited to 3 years from the date of receipt. Some jurisdictions do not allow such limitations on duration of an implied warranty, so the above limitation may not apply to customers that fall within those areas.

Customer Remedies

Atlona Technologies' and its suppliers' entire liability and Customer's exclusive remedy shall be, at Atlona Technologies' decision, either return of the price paid for the product, repair, or replacement of the product that does not meet this Limited Warranty and which is returned to Atlona Technologies with a copy of the Customer's receipt. This Limited Warranty is void if failure of the product has resulted from accident, abuse, misapplication, or natural occurrence. In example but not limited to: power surges (electrical storms, local power outage), dropping the product (or items on the product), contact with fluids, and physical misconduct (i.e. kicking or punching). Any replacement product will be warranted for the remainder of the original warranty period.

No other warranties

To the maximum extent permitted by applicable law, Atlona Technologies and its suppliers disclaim all other warranties, either expressed or implied, including, but not limited to, implied warranties of merchantability and fitness for a particular purpose, with regard to the product and any related written materials. This Limited Warranty gives customer specific legal rights. Customers may have other rights depending on the jurisdiction.

No liability for damages

To the maximum extent permitted by applicable law, in no event shall Atlona Technologies or its suppliers be liable for any damages arising out of the use of or inability to use this product, even if Atlona Technologies has been advised of the possibility of such damages. Such damages include but are not limited to: special, incidental, consequential, or indirect damages for personal injury, loss of business profits, business interruption, loss of business information, or any other pecuniary loss.

Atlona Technologies' and its suppliers' entire liability under any provision of this agreement shall be limited to the amount actually paid by you for the product. Some Jurisdictions do not allow the exclusion or limitation of liability for consequential or incidental damage. The above limitations may not apply to you in such jurisdictional cases.

ATLONA PRODUCT REGISTRATION

Thank you for purchasing this Atlona product. - We hope you enjoy it and will take an extra few moments to register your new purchase.

Registration creates an ownership record if your product is lost or stolen and helps ensure you'll receive notification of performance issues and firmware updates.

At Atlona, we respect and protect your privacy, assuring you that your registration information is completely secure. Atlona product registration is completely voluntary and failure to register will not diminish your limited warranty rights.

To register go to: **<http://www.atlona.com/registration>**

Free Manuals Download Website

<http://myh66.com>

<http://usermanuals.us>

<http://www.somanuals.com>

<http://www.4manuals.cc>

<http://www.manual-lib.com>

<http://www.404manual.com>

<http://www.luxmanual.com>

<http://aubethermostatmanual.com>

Golf course search by state

<http://golfingnear.com>

Email search by domain

<http://emailbydomain.com>

Auto manuals search

<http://auto.somanuals.com>

TV manuals search

<http://tv.somanuals.com>