


Atlona VGA over CAT5/5e/6 Extender w/Audio and RS-232

AT-VGA-RS300SRS



User Manual

Table of Contents

1. Introduction	3
2. Package Contents	3
3. Features	3
4. Specifications	4
5. Panel Descriptions	
a. Sender	
1. Front Panel	4
2. Back Panel	5
b. Receiver	
1. Front Panel	5
2. Back Panel	6
6. Dip Switch	6
6. Connection and Installation	6-7
7. Safety Information	8
8. Warranty	9
9. Atlona Product Registration	10

Introduction

The Atlona VGA over CAT5/5e/6 Extender w/Audio and RS-232 allows users to extend VGA signals (up to 1920x1200) further than before. Using a single CAT5/5e/6 cable these units extend signal distances up to 1000ft (300m) with no signal degradation. With built in Equalization and GAIN control, transmission paths can be adjusted to adapt to the cable quality and video bandwidth. This unit is perfect for extending computer monitors and digital signage.

Package Contents

- 1 x AT-VGA-RS300SRS (Sender and Receiver)
- 2 x Locking 5V DC power supply unit
- 4 x Screws
- 1 x mini screwdriver w/phillips-head and flat-head tips
- 1 x User Manual

Features

- Supports up to 1920x1200 (WUXGA) to distances up to 1000ft (300ft).
- Supports RS-232 pass through
- Includes stereo (3.5mm) and digital (S/PDIF) audio
- Adjustable equalization and gain control on AT-VGA-RS300R (receiver)
- Wall mounting case & interlocked power jack



Specifications

Video Bandwidth	350Mhz
Resolution outputs	Video: up to 1080p Vesa: up to 1920x1200
Dimensions (LxWxH)	4.8x3.7x1 (inch) or 123x95x25 (mm)
Temperature	Operating: 32°F to 104°F or 0°C to 40°C Storage: -4°F to 140°F or -20°C to 60°C
Power consumption	6W

Sender:


Input Ports	1 x VGA 1 x S/PDIF 1 x RS-232 1 x 3.5mm stereo audio
Output Ports	1 x RJ45 1 x S/PDIF 1 x VGA 1 x 3.5mm stereo audio
Weight	.75lbs or 370g

Receiver:

Input Ports	1 x RJ45 1 x S/PDIF 1 x 3.5mm
Output Ports	1 x VGA 1 x RS-232 1 x 3.5mm
Weight	.88lbs or 380g

Panel Description

Sender Front Panel



1. RS-232: Use a 9pin to 9pin cable to connect to a RS-232 device
2. Stereo IN: Connect an analog audio source here
3. S/PDIF IN: Connect a digital audio source to this port
4. Push-in button: Select between S/PDIF and analog stereo audio
Button down: S/PDIF Button up: Stereo
5. VGA IN: Connect a VGA source here

Sender Back Panel




1. +5V DC: Connect the included 5V DC locking power supply here
2. Local VGA: VGA loop-out to a local VGA display
3. System OUT: CAT5/5e/6 connection for sending signal to a receiver (AT-VGA-RS300SRS)
4. Local S/PDIF: Digital stereo audio loop-out
5. Local Stereo: Analog stereo audio loop-out

Receiver Front Panel



1. +5V DC: Connect the included 5V DC locking power supply here
2. System IN: CAT5/5e/6 input for connection to the AT-VGA-RS300S
3. Equalizer: Turn the rotary to adjust the sharpness
4. Gain: Use the rotary to adjust brightness

Receiver Back Panel



1. RS-232: Use a 9pin to 9pin cable to connect to a RS-232 device
2. Audio Out: Connect to an analog audio device (Ex. AT-PA100-G2)
3. S/PDIF Out: Connect to a digital audio device (Ex. AVR)
4. VGA Out: Connect to a VGA display

Dip Switch



Dip Switch Position				Description
Pin 1	Pin 2	Pin 3	Pin 4	
On ↑	Off ↓	On ↑	Off ↓	Sender & Receiver Extender Mode - TxD of AT-VGA-RS300S is connected to TxD of AT-VGA-RS300R RxD of AT-VGA-RS300S is connected to RxD of AT-VGA-RS300R
Off ↓	On ↑	Off ↓	On ↑	Master to Slave Mode - TxD of AT-VGA-RS300S is connected to RxD of AT-VGA-RS300R RxD of AT-VGA-RS300S is connected to TxD of AT-VGA-RS300R

- Note:
1. TxD: The 3rd pin of RS-232, which is in charge of sending data
 2. RxD: The 2nd pin of RS-232, which is in charge of receiving data
 3. The Dip Switch is located on the bottom of the AT-VGA-RS300S (sender)

Connection and Installation

1. Connect VGA source, audio source, and RS-232 devices to the AT-VGA-RS300S (Sender)
2. Connect VGA display, audio, and RS-232 devices to the AT-VGA-RS300R (Receiver)
3. Connect a CAT5/5e/6 cable between the transmitting and receiving units.
4. Plug in 5V DC power supply unit to the power jack of the AT-VGA-RS300R (Receiver)
5. Plug in 5V DC power supply unit to the power jack of the AT-VGA-RS300S (Sender)
6. Adjust brightness with the gain rotary.
7. Use the equalizer dial to adjust sharpness.



Safety Information

Safeguards



To reduce the risk of electric shock, do not expose this product to rain or moisture



Do not modify the wall plug. Doing so will void the warranty and safety features.



If the wall plug does not fit into your local power socket, hire an electrician to replace your obsolete socket.



This equipment should be installed near the socket outlet and the device should be easily accessible in the case it requires disconnection.

Precautions

FCC regulations state that any unauthorized changes or modifications to this equipment, not expressly approved by the manufacturer, could void the user's authority to operate this equipment.

Operate this product using only the included external power supply. Use of other power supplies could impair performance, damage the product, or cause fires.

In the event of an electrostatic discharge this device may automatically turn off. If this occurs, unplug the device and plug it back in.

Protect and route power cords so they will not be stepped on or pinched by anything placed on or against them. Be especially careful of plug-ins or cord exit points from this product.

Avoid excessive humidity, sudden temperature changes or temperature extremes.

Keep this product away from wet locations such as bathtubs, sinks, laundries, wet basements, fish tanks, and swimming pools.

Use only accessories recommended by Atlona to avoid fire, shock, or other hazards.

Unplug the product before cleaning. Use a damp cloth for cleaning and not cleaning fluid or aerosols. Such products could enter the unit and cause damage, fire, or electric shock. Some substances may also mar the finish of the product.

Never open, remove unit panels, or make any adjustments not described in this manual. Attempting to do so could expose you to dangerous electrical shock or other hazards. It may also cause damage to your AT-VGA-RS300SRS. Opening the product will void the warranty.

Do not attempt to service the unit. Disconnect the product and contact your authorized Atlona reseller or contact Atlona directly.

Atlona, Inc. ("Atlona") Limited Product Warranty Policy

Coverage

Atlona warrants its products will substantially perform to their published specifications and will be free from defects in materials and workmanship under normal use, conditions and service.

Under its Limited Product Warranty, Atlona, at its sole discretion, will either:

- A) repair or facilitate the repair of defective products within a reasonable period of time, restore products to their proper operating condition and return defective products free of any charge for necessary parts, labor and shipping
- OR**
- B) replace and return, free of charge, any defective products with direct replacement or with similar products deemed by Atlona to perform substantially the same function as the original products
- OR**
- C) refund the pro-rated value based on the remaining term of the warranty period, not to exceed MSRP, in cases where products are beyond repair and/or no direct or substantially similar replacement products exist.

Repair, replacement or refund of Atlona's products is the purchaser's exclusive remedy and Atlona's liability does not extend to any other damages, incidental, consequential or otherwise.

This Limited Product Warranty extends to the original end-user purchaser of Atlona's products and is non-transferrable to any subsequent purchaser(s) or owner(s) of these products.

Coverage Periods

Atlona's Limited Product Warranty Period begins on the date of purchase by the end-purchaser. The date contained on the end-purchaser's sales or delivery receipt is the proof purchase date.

Limited Product Warranty Terms – New Products

- 10 years from proof of purchase date for hardware/electronics products purchased on or after June 1, 2013
- 3 years from proof of purchase date for hardware/electronics products purchased before June 1, 2013
- Lifetime Limited Product Warranty for all cable products

Limited Product Warranty Terms – Refurbished (B-Stock) Products

- 3 years from proof of purchase date for all Refurbished (B-Stock) hardware and electronic products purchased on or after June 1, 2013

Remedy

Atlona recommends that end-purchasers contact their authorized Atlona dealer or reseller from whom they purchased their products. Atlona can also be contacted directly. Visit www.atlona.com for Atlona's contact information and hours of operation. Atlona requires that a dated sales or delivery receipt from an authorized dealer, reseller or end-purchaser is provided before Atlona extends its warranty services. Additionally, a return merchandise authorization (RMA) and/or case number, is required to be obtained from Atlona in advance of returns.

Atlona requires that products returned are properly packed, preferably in the original carton, for shipping. Cartons not bearing a return authorization or case number will be refused. Atlona, at its sole discretion, reserves the right to reject any products received without advanced authorization. Authorizations can be requested by calling 1-877-536-3976 (US toll free) or 1-408-962-0515 (US/international) or via Atlona's website at www.atlona.com.

Exclusions

This Limited Product Warranty excludes:

- Damage, deterioration or malfunction caused by any alteration, modification, improper use, neglect, improper packing or shipping (such claims must be presented to the carrier), lightning, power surges, or other acts of nature.
- Damage, deterioration or malfunction resulting from the installation or removal of this product from any installation, any unauthorized tampering with this product, any repairs attempted by anyone unauthorized by Atlona to make such repairs, or any other cause which does not relate directly to a defect in materials and/or workmanship of this product.
- Equipment enclosures, cables, power supplies, batteries, LCD displays, and any accessories used in conjunction with the product(s).
- Products purchased from unauthorized distributors, dealers, resellers, auction websites and similar unauthorized channels of distribution.

Disclaimers

This Limited Product Warranty does not imply that the electronic components contained within Atlona's products will not become obsolete nor does it imply Atlona products or their electronic components will remain compatible with any other current product, technology or any future products or technologies in which Atlona's products may be used in conjunction with. Atlona, at its sole discretion, reserves the right not to extend its warranty offering in instances arising outside its normal course of business including, but not limited to, damage inflicted to its products from acts of god.

Limitation on Liability

The maximum liability of Atlona under this limited product warranty shall not exceed the original Atlona MSRP for its products. To the maximum extent permitted by law, Atlona is not responsible for the direct, special, incidental or consequential damages resulting from any breach of warranty or condition, or under any other legal theory. Some countries, districts or states do not allow the exclusion or limitation of relief, special, incidental, consequential or indirect damages, or the limitation of liability to specified amounts, so the above limitations or exclusions may not apply to you.

Exclusive Remedy

To the maximum extent permitted by law, this limited product warranty and the remedies set forth above are exclusive and in lieu of all other warranties, remedies and conditions, whether oral or written, express or implied. To the maximum extent permitted by law, Atlona specifically disclaims all implied warranties, including, without limitation, warranties of merchantability and fitness for a particular purpose. If Atlona cannot lawfully disclaim or exclude implied warranties under applicable law, then all implied warranties covering its products including warranties of merchantability and fitness for a particular purpose, shall provide to its products under applicable law. If any product to which this limited warranty applies is a "Consumer Product" under the Magnuson-Moss Warranty Act (15 U.S.C.A. §2301, ET SEQ.) or other applicable law, the foregoing disclaimer of implied warranties shall not apply, and all implied warranties on its products, including warranties of merchantability and fitness for the particular purpose, shall apply as provided under applicable law.

Other Conditions

Atlona's Limited Product Warranty offering gives legal rights, and other rights may apply and vary from country to country or state to state. This limited warranty is void if (i) the label bearing the serial number of products have been removed or defaced, (ii) products are not purchased from an authorized Atlona dealer or reseller. A comprehensive list of Atlona's authorized distributors, dealers and resellers can be found at www.atlona.com.

Atlona, Inc Product Registration

Thank you for purchasing this Atlona product. - We hope you enjoy it and will take an extra few moments to register your new purchase.

Registration creates an ownership record if your product is lost or stolen and helps ensure you'll receive notification of performance issues and firmware updates.

At Atlona we respect and protect your privacy, assuring you that your registration information is completely secure. Atlona product registration is completely voluntary and failure to register will not diminish your limited warranty rights.

To register go to: <http://www.atlona.com/registration>

Free Manuals Download Website

<http://myh66.com>

<http://usermanuals.us>

<http://www.somanuals.com>

<http://www.4manuals.cc>

<http://www.manual-lib.com>

<http://www.404manual.com>

<http://www.luxmanual.com>

<http://aubethermostatmanual.com>

Golf course search by state

<http://golfingnear.com>

Email search by domain

<http://emailbydomain.com>

Auto manuals search

<http://auto.somanuals.com>

TV manuals search

<http://tv.somanuals.com>