

DUB

magis audio
HIGH PROFILE CAR AUDIO AND ACCESSORIES

by **Audiobahn**



MODEL NO.

DUB1000

DUB1200

DUB1500



WWW.AUDIOBAHNINC.COM



DUB AUDIO SERIES

HIGH PROFILE CAR AUDIO AND ACCESSORIES

THE AUDIOBAHN WAY

TO BRING THE PRODUCT TO MARKET THAT EXCITES THE CONSUMER THROUGH SOUND AND VISION FROM AN ORIENTATION OF INTEGRITY AND CUSTOMER SERVICE. WE MAKE YOU LOOK AS GOOD AS YOU SOUND. WE STRIVE TO TAKE CAR AUDIO TO AN EXTREME THE WORLD HAS NEVER SEEN, AND A WORLD THAT NEVER STOPS EVOLVING.

AUDIOBAHN WAS ESTABLISHED IN 1997 WITH ONE LONG-TERM GOAL IN MIND, **"BUILD IT BIGGER, BADDER, & BETTER, AND THE PEOPLE WILL TAKE NOTICE!"** WE BACK THIS STATEMENT WITH AN ENGINEERING TEAM THAT HAS BROUGHT HOME SEVERAL INNOVATIONS, DESIGN & ENGINEERING SHOWCASE AWARDS, AND A MARKETING TEAM FROM AROUND THE WORLD THAT SPENDS COUNTLESS HOURS DEVELOPING OUR NO COMPROMISE PRODUCTS TO SATISFY THE MOST DISCRIMINATING ENTHUSIASTS.

OUR GLOBAL MANUFACTURING FACILITIES FEATURE ISO9002 RATINGS (THE HIGHEST LEVEL OF QUALITY CONTROL AWARDED IN THE ELECTRONICS MANUFACTURING INDUSTRY), FULLY ROBOTIC ASSEMBLY LINES AND A STATE OF THE ART, CALIFORNIA BASED R & D LABORATORY.

DUE TO OVERWHELMING RESPONSE FROM OUR COMPETITORS, AND OUR GOAL TO PARTICIPATE IN EVEN MORE EVENTS THIS YEAR, WE CREATED **"TEAM AUDIOBAHN."** THIS ORGANIZATION IS DESIGNED TO CREATE A SUPPORT NETWORK ALONG WITH SHIRTS AND PERKS FOR TEAM MEMBERS. **"TEAM AUDIOBAHN"** IS NOT ONLY FOR THE DIEHARD COMPETITOR, BUT ALSO FOR ANYONE THAT LOVES CAR AUDIO AS MUCH AS WE DO. WITH FOUR LEVELS OF PLAY, ONE IS RIGHT FOR YOU TO GET STARTED IN THE AUDIOBAHN FAMILY.

OUR TECHNICAL DEPARTMENT AND ENTIRE STAFF LOOK TO STRIVE ABOVE AND BEYOND THE REST OF THE PACK BY GOING THAT EXTRA MILE TO HELP YOU OUT. WHETHER YOU HAPPEN TO BE A VETERAN COMPETITOR, OR A BEGINNER CAR AUDIO ENTHUSIAST THAT DOES NOT KNOW A VOICE COIL FROM A SPIDER. WE ARE ALL HERE TO HELP YOU GET THE BEST SYSTEM YOU CAN WITH WHAT YOU HAVE.

JUDGE FOR YOURSELF, AND REMEMBER WHAT IT'S ALL ABOUT, **"IF IT'S NOT BIGGER, BADDER & BETTER, IT'S NOT AUDIOBAHN."** IF AUDIO IS YOUR LIFE, AUDIOBAHN IS THE BRAND FOR YOU! WE MAKE YOU LOOK AS GOOD AS YOU SOUND. PEOPLE NEVER STOP TRYING TO GET THE BEST PRODUCT, SO WE WILL NEVER STOP MAKING IT.

*TO LEARN MORE ABOUT **"TEAM AUDIOBAHN"** PLEASE GIVE US A CALL, SEE OUR WEBSITE AT WWW.AUDIOBAHNINC.COM, OR EMAIL US AT TEAM@AUDIOBAHNINC.COM TO LEARN ABOUT ALL THE DETAILS.



INTRODUCTION

HIGH PROFILE CAR AUDIO AND ACCESSORIES

DEAR CUSTOMER,

CONGRATULATIONS ON YOUR PURCHASE OF THE WORLDS FINEST BRAND OF CAR AUDIO PRODUCTS. HERE AT DUB AUDIO WE ARE DEVOTED TO MAKING OUR MUSICAL REPRODUCTION THE VERY BEST, AND WE ARE PLEASED YOU HAVE CHOSEN OUR PRODUCT. THROUGH YEARS OF ENGINEERING EXPERTISE, HAND CRAFTSMANSHIP, AND CRITICAL TESTING PROCEDURES, WE HAVE CREATED A WIDE RANGE OF PRODUCTS THAT REPRODUCE MUSIC WITH ALL THE CLARITY AND RICHNESS YOU DESERVE.

FOR MAXIMUM PERFORMANCE WE RECOMMEND YOU HAVE YOUR DUB AUDIO PRODUCT INSTALLED BY AN AUTHORIZED DUB AUDIO DEALER. PLEASE READ YOUR WARRANTY, KEEP YOUR RECEIPT, AND ORIGINAL CARTON FOR POSSIBLE FUTURE USE.

TO GET A FREE BROCHURE ON DUB AUDIO PRODUCTS IN THE U.S. CALL (714) 988-0400 OR E-MAIL US AT WWW.DUBAUDIOSERIES.COM

WARNING

CONTINUOUS EXPOSURE TO SOUND PRESSURE LEVELS OVER 100 DB MAY CAUSE PERMANENT HEARING LOSS. HIGH POWERED AUTOSOUND SYSTEMS MAY PRODUCE SOUND PRESSURE LEVELS WELL OVER 135DB. NEED WE SAY MORE! USE COMMON SENSE.

IF AFTER READING THIS MANUAL, YOU STILL HAVE QUESTIONS REGARDING YOUR PRODUCT, WE RECOMMEND THAT YOU SEE YOUR NEAREST DUB AUDIO DEALER. A LIST OF AUTHORIZED DUB AUDIO DEALERS CAN BE FOUND ON OUR WEB PAGE. IF YOU NEED FURTHER ASSISTANCE, FEEL FREE TO CALL US AT (800)488-8595 AND ASK FOR THE TECHNICAL DEPARTMENT. BE SURE TO HAVE THE MODEL NUMBER, DATE OF PURCHASE, AND INVOICE NUMBER AVAILABLE WHEN YOU CALL.

THE MODEL NUMBER CAN BE LOCATED ON THE OUTSIDE OF THE CARTON. RECORD THIS IN THE SPACE PROVIDED BELOW ALONG WITH THE DATE OF PURCHASE. IT IS A GOOD IDEA TO KEEP YOUR RECEIPT WITH THIS, AS YOU WILL NEED IT IN THE CASE OF A WARRANTY REPAIR OR EXCHANGE.

MODEL NUMBER: _____

DATE OF PURCHASE: _____

WWW.DUBAUDIOSERIES.COM





TABLE OF CONTENTS

HIGH PROFILE CAR AUDIO AND ACCESSORIES

INTRODUCTION.....	01
GETTING STARTED.....	02
WOOFER INTRODUCTION.....	03
WOOFER FEATURES.....	04-05
THEILE / SMALL PARAMETERS.....	06
BOX PARAMETERS.....	07
GRAPHICAL RESPONSE CURVES.....	08-10
ENCLOSURE AND SETUP.....	11
TROUBLESHOOTING.....	12
WARNING AND DISCLAIMER.....	13
WARRANTY.....	14-15

GETTING STARTED

WELCOME TO DUB AUDIO THIS MANUAL HAS BEEN DESIGNED TO PROVIDE INFORMATION FOR THE OWNER, SALESPERSON, AND INSTALLER. FOR THOSE OF YOU WHO WANT QUICK INFORMATION ON HOW TO INSTALL THIS PRODUCT, PLEASE TURN TO THE INSTALLATION SECTION OF THIS MANUAL. OTHER INFORMATION CAN BE LOCATED BY USING THE TABLE OF CONTENTS. WE AT AUDIOBAHN HAVE WORKED VERY HARD TO MAKE SURE THAT ALL OF THE INFORMATION IN THIS MANUAL IS CURRENT, BUT, AS WE ARE COSTANTLY FINDING NEW WAYS TO IMPROVE OUR PRODUCT, THIS INFORMATION IS SUBJECT TO CHANGE WITHOUT NOTICE. ALL UPDATED INFORMATION CAN BE FOUND ON OUR WEB PAGE IN THE TECHNICAL SUPPORT SECTION.



WOOFER INTRODUCTION

HIGH PROFILE CAR AUDIO AND ACCESSORIES

AUDIOBAHN WOOFERS ARE A LOW FREQUENCY DRIVER DESIGNED PRIMARILY FOR USE IN SMALL SEALED OR VENTED ENCLOSURES DEPENDING ON THE MODEL OF SUB. PLEASE CHECK THE SPECIFICATIONS IN THIS MANUAL, OUR WEBSITE AT WWW.AUDIOBAHNINC.COM , OR CALL US AT 714-988-0400 OR 800-488-8595. AS SPECIFICATIONS AND PARAMETERS ARE SUBJECT TO CHANGE, WE HIGHLY ADVISE ALWAYS CHECKING OUR WEB SITE OR CALLING US FOR THE MOST CURRENT INFORMATION. BY UTILIZING THE LATEST MATERIALS AND CONSTRUCTION DESIGN AND TECHNIQUES, WE ARE ABLE TO OFFER A SUBWOOFER WITH OPTIMIZED LOW FREQUENCY RESPONSE.

WOOFER

AUDIOBAHN DUAL 4 OHM COIL
HIGH EXCURSION SUB
AUDIOBAHN STICKER
INSTALLATION & OWNER'S MANUAL
WIPE TOWEL
REGISTRATION AND WARRANTY CARD

TECHNICAL DESIGN FEATURES

CAST

THE DUAL VOICE COIL WOOFERS USE A POLISHED CHROME STEEL STAMPED BASKET. THIS ENSURES A PERFECT ALIGNMENT ON EACH AND EVERY WOOFER.

POLY COATED CONE

THE CONE MATERIAL USED IN THE CAST BASKET SUB WOOFER IS SPRUCE PULP PAPER. THIS PROVIDES A COMBINATION OF WEIGHT AND STRENGTH AND ALLOWS HIGH LEVELS OF OUTPUT WITHOUT CONE FAILURE. THE SPRUCE PULP PAPER ALSO PROVIDES A VERY GOOD QUALITY OF SOUND. THE CONE IS NON-PRESSED AND HAS A 2-LAYER POLY COATING WHICH INCREASES THE CONE RIGIDITY AND LOWERS DISTORTION.

WWW.DUBSERIES.COM





WOOFER FEATURES

HIGH PROFILE CAR AUDIO AND ACCESSORIES

2 INCH TREATED FOAM

THE 2 INCH TREATED FOAM SURROUND IS RESILIENT TO TEMPERATURE VARIATIONS AND PROVIDES THE CONSISTENT SUPPORT NECESSARY FOR THE LINEAR MOTION OF THE SPEAKER CONE. IN ADDITION, THE INHERENT DAMPING CAPABILITIES ELIMINATES THE TRANSMISSION OF SONIC DISTURBANCES BETWEEN THE CONE AND THE FRAME OF THE SPEAKER. THIS GREATLY IMPROVES THE CLARITY OF THE SPEAKERS FREQUENCY RESPONSE.

FLAT SPIDER

THE SPEAKERS LINEAR COMPLIANCE IS BALANCED THROUGH THE USE OF A FLAT SPIDER DESIGN. A FLAT SPIDER PROVIDES SYMMETRICAL CONTROL OF THE VOICE COIL THROUGH IT'S CONE EXCURSION. LINEAR CONE EXCURSION REDUCES HARMONIC DISTORTION FOR IMPROVED SOUND QUALITY. THIS ALLOWS FOR REDUCED MECHANICAL DISTORTION FOR BETTER SOUND QUALITY.

CHROME FINISH

CHROME HAS LONG BEEN AN INDUSTRY STANDARD IN TERMS OF DURABILITY IN PROTECTIVE METAL FINISHES. WE HAVE SPARED NO EXPENSE IN THIS AREA, AND NOT ONLY IS IT A PROTECTIVE FINISH, BUT IT IS ALSO A GREAT ADDITION TO ANY PLEXI STYLE ENCLOSURE.

CONVEX DUST CAP

THE USE OF A CONVEX DUST CAP IS USED TO INCREASE THE CONE RIGIDITY AND IMPROVE POWER HANDLING BY FORCING MORE AIR THROUGH THE VOICE COIL. ADDED BENEFITS INCLUDE SMOOTH FREQUENCY RESPONSE.





WOOFER FEATURES

HIGH PROFILE CAR AUDIO AND ACCESSORIES

ALUMINUM VOICE COIL

THE VOICE COIL FORMER IS BLACK, ANODIZED ALUMINUM FOR HIGHLY EFFICIENT THERMAL TRANSFER. THIS ALLOWS WINDING HIGH TEMPERATURE COPPER WIRE IN MULTIPLE LAYERS FOR IMPROVED EFFICIENCY. THIS ALLOWS FOR IMPROVED POWER HANDLING BY EFFECTIVELY DISSIPATING HEAT.

EXTENDED POLE

THE POLE PIECE HAS BEEN EXTENDED TO PROVIDE A MORE LINEAR MAGNETIC FIELD FOR THE OPERATION OF THE WOOFER. THIS LOWERS DISTORTION AND PROVIDES THE WOOFER WITH BETTER LOW FREQUENCY RESPONSE.

VENTED OVERSIZED BACK PLATE

THE BACK PLATE HAS BEEN STEPPED DEEPER TO ALLOW THE WOOFER MORE EXCURSION WITHOUT BOTTOMING OUT. ADDITIONALLY, THE BACK PLATE IS VENTED WITH A RADIUS AERODYNAMIC BACK VENT WHICH EFFICIENTLY AND QUICKLY CIRCULATES COOL AIR AROUND THE VOICE COIL. THIS ALLOWS FOR MORE EXCURSION AND HIGHER POWER HANDLING WITHOUT DAMAGING THE SUB.

VOICE COIL

THE 4-LAYER, EDGE WOUND VOICE COIL DESIGN OF THE SPEAKER ALLOWS FOR A VARIETY OF IMPEDANCE LOADS TO BE CONFIGURED WHEN USED INDIVIDUALLY OR MATCHED WITH MULTIPLE SUBS. PLEASE CONTINUE TO THE TECH TIPS SECTION OF THIS MANUAL FOR WIRING DIAGRAMS AND PROCEDURES. THE CAST BASKET SUBS ARE DUAL 4 OHM VOICE COILS.



DUB Woofer Parameters			
Model #	DUB1000	DUB1200	DUB1500
Vas does not represent the volume of a Box. Vas is just a parameter used when calculating a box.			
Fs	30.0 Hz	31.2 Hz	28.3 Hz
Qts	0.41	0.6	0.52
Qes	0.44	0.67	0.56
Qms	5.3	6.23	7.4
Vas (Liters)	23 Liters	51 Liters	108 Liters
Vas (Cu. Ft.)	0.80 Cu. Ft.	1.8 Cu. Ft.	3.80Cu. Ft.
Re	3.2 ohms	3.3 ohms	3.2 ohms
Le	1.95 mH	2.20 mH	2.6 mH
Mmd	143 Grams	135 grams	222 Grams
Xmax	+/- 12 mm	+/- 12.5 mm	+/-15mm
RMS	600 watts	700 watts	800 watts
Sd	0.030 M2	0.045 M2	0.075 M2
Freq. Resp.	23Hz-500Hz	20Hz-500Hz	18Hz-500Hz
Efficiency	91.1 dB	92.7 dB	93.9 dB

An EBP of less than 45 is SUGGESTED for only a sealed box and greater than 65 for a ported box.			
EBP	70	48	50

Dimensions			
Depth	5"	5 5/8"	7 1/8"
Hole	9 1/4"	11 1/8"	14"
Diameter	10 7/8"	12 3/4"	15 1/2"
Displacement	0.15 Cu. Ft.	0.18 Cu. Ft.	0.23 Cu. Ft.



BOX PARAMETERS

HIGH PROFILE CAR AUDIO AND ACCESSORIES

DUB Box Specifications

All ports listed are circle ports unless otherwise stated. Surface area of a circle port = (3.14) X (radius) (squared)

Remember to build your box to the total volume, not just air space, as total volume includes all displacement.

Model #	DUB1000	DUB1200	DUB1500
---------	---------	---------	---------

Space Saver Bass Design

Ported			
Air Space (Cu. Ft.)	0.65	1.3	1.6
Port Size (Inches)	2 x 6.8	3 x 7.25	4 x 10.5
Port Vel. (%)	34.63	24.61	25.65
-3dB (Hz)	35	35	38
Tune Freq. (Hz)	40	39	40
Sub Disp. (Cu. Ft.)	0.15	0.2	0.25
Port Disp.(Cu. Ft.)	0.01	0.026	0.071
Total Vol. (Cu. Ft.)	0.75	1.5	2

Everyday Bass Performer

Ported			
Air Space (Cu. Ft.)	1.35	2.3	2.65
Port Size (Inches)	3 x 8.5	4 x 7.25	4 x 7.5
Port Vel. (%)	16.06	14.27	23.06
-3dB (Hz)	30	31	32
Tune Freq. (Hz)	36	38	35
Sub Disp. (Cu. Ft.)	0.15	0.2	0.25
Port Disp.(Cu. Ft.)	0.031	0.047	0.048
Total Vol. (Cu. Ft.)	1.5	2.5	3

Ultimate SPL Bass Box (not designed for competition use)

Ported			
Air Space (Cu. Ft.)	2.35	3.7	3.5
Port Size (Inches)	4 x 8	(2) 4 x 11	(2) 4 x 11.25
Port Vel. (%)	9.55	7.22	11.97
-3dB (Hz)	30	30	30
Tune Freq. (Hz)	36	37	35
Sub Disp. (Cu. Ft.)	0.15	0.2	0.25
Port Disp.(Cu. Ft.)	0.053	0.12	0.153
Total Vol. (Cu. Ft.)	2.5	3.5	4

A port velocity of 20% or under is good for everyday use and 5% or under for SPL competition . Port velocity translates to port noise, so the lower the number, the less port noise you will incur.

An EBP of less then 45 is SUGGESTED for only a sealed box and greater then 65 for a ported box.

EBP	DUB1000	DUB1200	DUB1500
	80	48	50

The larger a sealed box is, the lower the sub will play, but the less power it will handle. The smaller a sealed box is, the higher the frequency the sub will play, and the more power it will handle.

Model #	DUB1000	DUB1200	DUB1500
Sealed			
Minimum (Cu. Ft.)	0.25	0.5	1
Maximum (Cu. Ft.)	0.75	1.5	3.5
SPL (dB)	83.8	85.9	88.5

All sealed boxes already include the displacment for the subwoofer. NR = (Not Recommended)

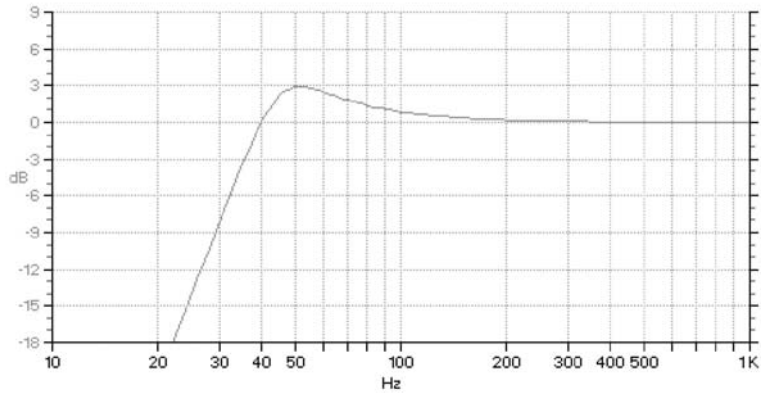


DUB1000 CURVES

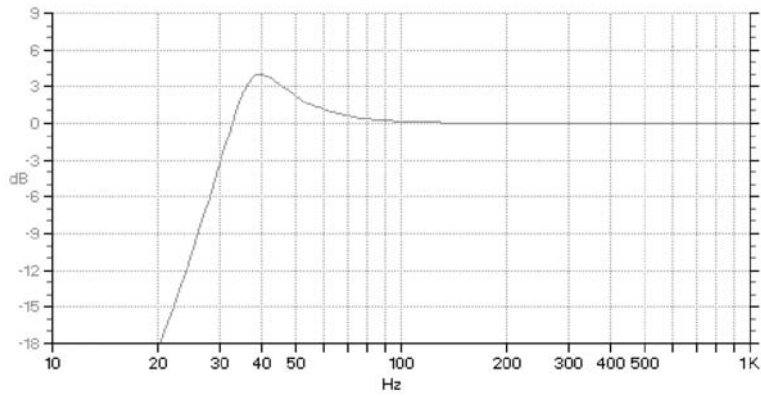
HIGH PROFILE CAR AUDIO AND ACCESSORIES

S
p
a
c
e

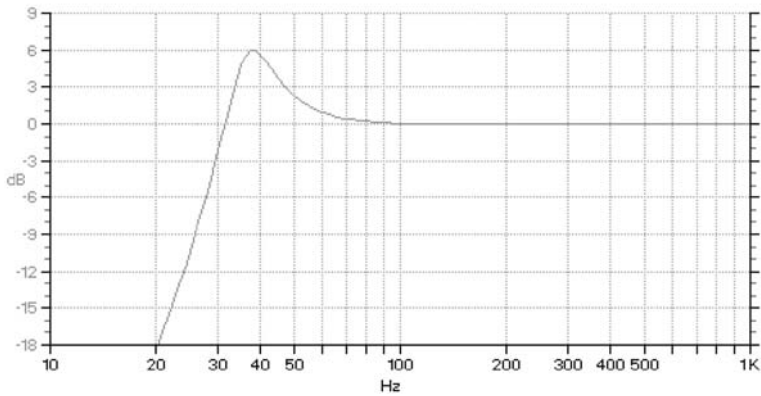
S
a
v
e
r



E
v
e
r
y
d
a
y



U
l
t
i
m
a
t
e



DUB AUDIO SERIES

W W

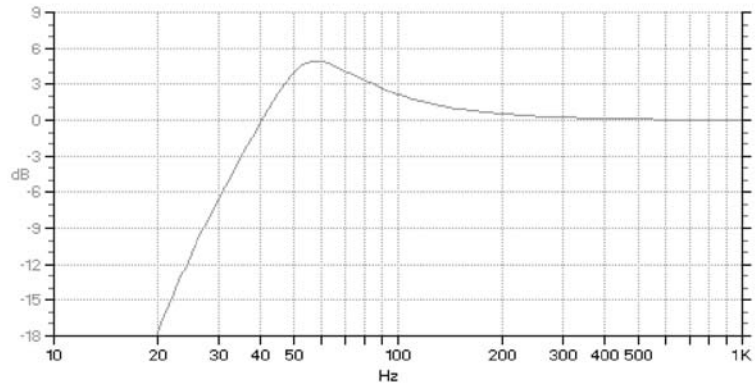


DUB1200 CURVES

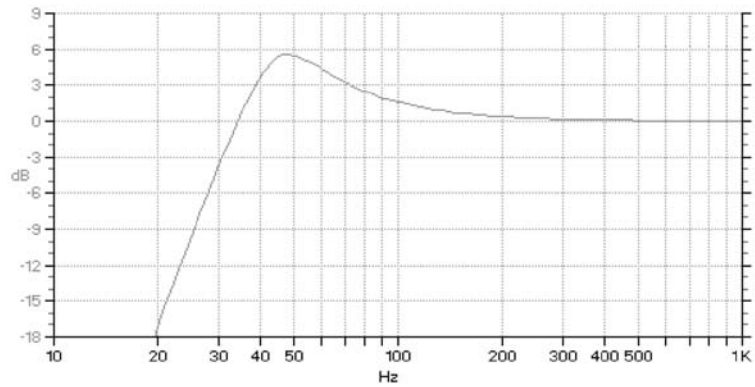
HIGH PROFILE CAR AUDIO AND ACCESSORIES

S
p
a
c
e

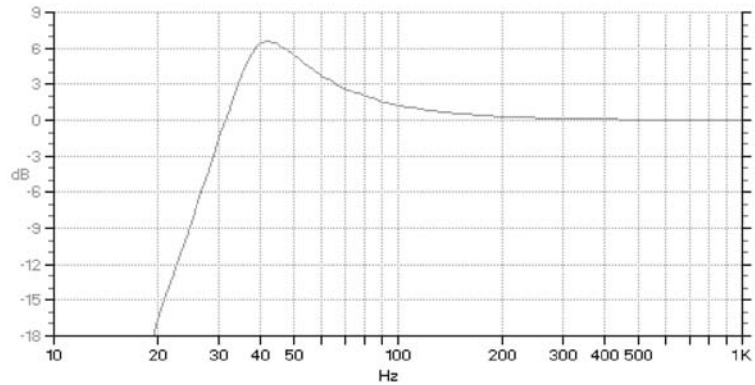
S
a
v
e
r



E
v
e
r
y
d
a
y



U
l
t
i
m
a
t
e



WWW.DUBAUDIOSERIES.COM



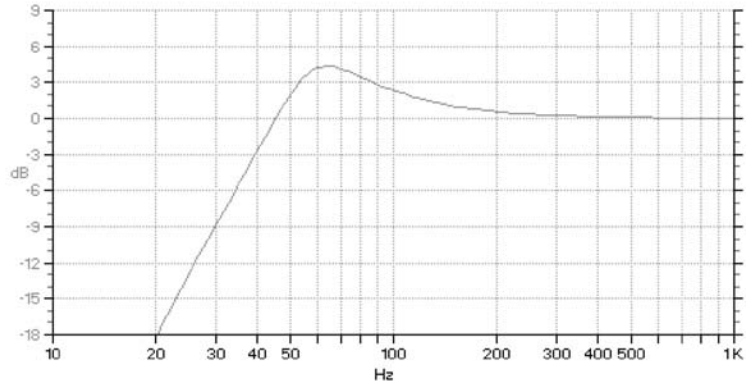


DUB1500 CURVES

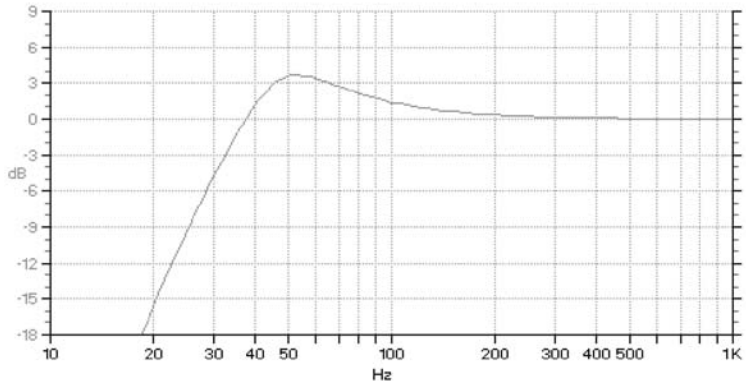
HIGH PROFILE CAR AUDIO AND ACCESSORIES

S
p
a
c
e

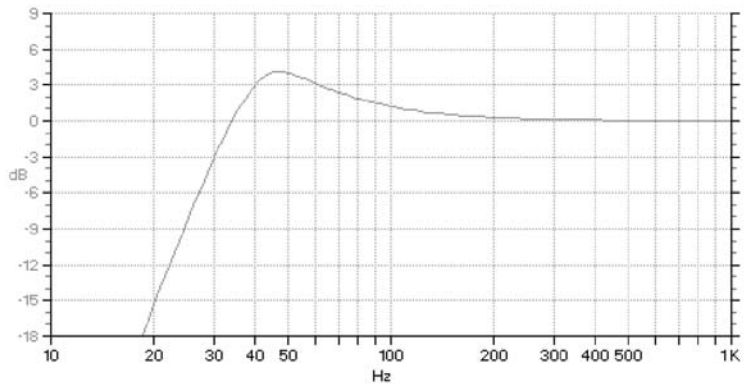
S
a
v
e
r



E
v
e
r
y
d
a
y



U
l
t
i
m
a
t
e





ENCLOSURE AND SETUP

HIGH PROFILE CAR AUDIO AND ACCESSORIES

BUILDING AN ENCLOSURE

TO WORK PROPERLY, THE WALLS OF THE ENCLOSURE MUST BE RIGID AND NOT FLEX WHEN SUBJECTED TO HIGH PRESSURE GENERATED BY THE SPEAKER'S OPERATION. FOR OPTIMUM PERFORMANCE, WE RECOMMEND USING 3/4" MDF (MEDIUM DENSITY FIBERBOARD) AND INTERNAL BRACING. THE ENCLOSURE SHOULD BE GLUED TOGETHER ALONG WITH SUPPORT OF SCREWS OR NAILS. BECAUSE MDF IS POROUS, IT IS SUGGESTED THAT YOU SEAL THE OUTSIDE WITH POLYURETHANE PRIOR TO PAINTING OR CARPETING.

CALCULATING VOLUME

CALCULATING IS MERELY A MATTER OF MEASURING THE DIMENSIONS IN INCHES, AND USING THE FOLLOWING FORMULA:

BOX VOLUME = (HEIGHT) X (WIDTH) X (DEPTH) DIVIDED BY 1728. THIS WILL GIVE YOU THE VOLUME OF THE BOX IN CUBIC FEET.

IF TWO FACING SIDES ARE UNEVEN LENGTH, ADD THEM TOGETHER, AND DIVIDE BY 2 TO TAKE THE AVERAGE. USING THIS NUMBER WILL GIVE YOU THE VOLUME WITHOUT THE NECESSITY OF CALCULATING THE BOX IN SECTIONS, AND ADDING THE SECTIONS TOGETHER. THE THICKNESS OF THE BAFFLE MATERIAL REDUCES THE INTERNAL VOLUME SO THIS MUST BE SUBTRACTED FROM THE OUTSIDE DIMENSIONS TO DETERMINE THE INTERNAL VOLUME. THE AMOUNT OF AIR DISPLACED BY EACH MODEL IS LISTED ON THE SPECIFICATIONS SHEET IN THIS MANUAL AND SHOULD ALSO BE SUBTRACTED FROM THE GROSS VOLUME CALCULATION. ALL BOX PARAMETERS INCLUDE DISPLACEMENT FOR PORTS AND SUBS. THESE SPECS DO NOT INCLUDE THE VOLUME OF THE MATERIAL USED TO BUILD THE BOX, SO THIS MUST STILL BE FACTORED INTO THE CALCULATION.

SUBWOOFER

THERE ARE TWO OPERATIONAL TYPES OF CROSSOVERS, PASSIVE AND ACTIVE. PASSIVE CROSSOVERS (COILS AND CONDUCTORS) ARE PLACED ON THE SPEAKER LEADS BETWEEN THE AMPLIFIER AND THE SPEAKER. AN ACTIVE CROSSOVER IS AN ELECTRONIC FILTER WHICH SEPARATES THE AUDIO SIGNAL FED TO DIFFERENT AMPLIFIERS. FOR OPTIMUM SUBWOOFER PERFORMANCE, WE RECOMMEND USING AN ACTIVE 80-100HZ LOW PASS CROSSOVER AT 12DB/OCTIVE.



TROUBLESHOOTING

HIGH PROFILE CAR AUDIO AND ACCESSORIES

IF YOU START HAVING PROBLEMS WITH DISTORTED SOUND OR LOSS PERFORMANCE AFTER INSTALLING YOUR SUBS, YOU CAN FOLLOW THE INSTRUCTIONS BELOW TO TRY AND LOCATE WHAT IS CAUSING THE PROBLEM.

1) IF YOU HAVE ANY DISTORTED SOUND, LOSS OF PERFORMANCE, OR RATTLING FROM YOUR SUBS, CHECK THE CONNECTIONS RUNNING FROM YOUR AMPLIFIER OR OTHER PROCESSOR TO THE BOX. YOU WILL ALSO WANT TO CHECK THE CONNECTIONS INSIDE THE BOX TO MAKE SURE NO WIRES HAVE BECOME UNHOOKED OR ARE LOOSE.

2) IF THE ABOVE DOES NOT SOLVE THE PROBLEM, CHECK YOUR ENCLOSURE THOROUGHLY TO SEE IF THERE ARE ANY LEAKS, CRACKS, OR BROKEN PIECES. ANY LOSS OF STRUCTURAL INTEGRITY OF YOUR ENCLOSURE CAN CAUSE SIGNIFICANT PERFORMANCE LOSS AND DISTORTION.

3) THE NEXT STEP YOU CAN TAKE IS TO REMOVE THE SUBS AND LOOK FOR ANY BURNED WIRE LEADS OR SEPARATED COMPONENTS. YOU CAN NORMALLY SMELL SOMETHING BURNING WHEN A SUB BLOWS OR IS GOING BAD. SOMETIMES WHEN YOU PLAY SUBS TOO HARD FOR TOO LONG, THEY WILL START TO HEAT UP.

4) IF NONE OF THE ABOVE STEPS SOLVE THE PROBLEM, YOU WILL WANT TO START LOOKING AT THE OTHER COMPONENTS IN THE VEHICLE. START BY CHECKING ALL CONNECTIONS TO AND FROM THE BOX, AMPLIFIER, SOURCE UNIT, OR ANY OTHER PROCESSORS YOU MAY BE USING. YOU WILL NEED TO REFERENCE TO THAT PARTICULAR MANUFACTURER FOR ANY SETTING CONFIGURATIONS OR TROUBLESHOOTING.



WARNING AND DISCLAIMER

HIGH PROFILE CAR AUDIO AND ACCESSORIES

WARNING

INVESTIGATE THE LAYOUT OF YOUR AUTOMOBILE THOROUGHLY BEFORE DRILLING OR CUTTING ANY HOLES TO THE AUTOMOBILE. TAKE MUCH CARE WHEN YOU WORK NEAR OR AROUND THE GAS LINES, HYDRAULIC LINES, AND ELECTRICAL WIRING. DO NOT USE A POWER AMPLIFIER UNMOUNTED AND MAKE SURE TO SECURE THE ENTIRE SYSTEM TO THE AUTOMOBILE TO PREVENT DAMAGE, PARTICULARLY IN THE EVENT OF AN ACCIDENT. DO NOT MOUNT THE SYSTEM SO THAT THE WIRE CONNECTIONS ARE UNPROTECTED OR ARE SUBJECT TO PINCHING OR DAMAGE FROM NEARBY OBJECTS.

THE +12V DC POWER WIRE MUST BE FUSED AT THE BATTERY POSITIVE TERMINAL CONNECTION.(16" MAX. DISTANCE IS RECOMMENDED) BEFORE MAKING OR BREAKING POWER CONNECTIONS AT THE SYSTEM POWER TERMINALS, DISCONNECT THE +12V WIRE AT THE BATTERY END. IF YOU NEED TO REPLACE ANY POWER FUSES, MAKE SURE TO REPLACE THE FUSE WITH THE EXACT SAME SIZE RATING. USING A DIFFERENT TYPE OR RATING MAY RESULT IN DAMAGE TO THIS SYSTEM WHICH IS NOT COVERED BY THE WARRANTY.

SPECIFICATIONS
ARE SUBJECT TO CHANGE
WITHOUT NOTICE. FOR THE
MOST UP DATED SPECIFICATIONS

DISCLAIMER

CALL AUDIOBAHN,OR CONTACT YOUR
LOCAL AUTHORIZED AUDIOBAHN
DEALER OR CHECK THE
AUDIOBAHN TECH
WEB SITE AT:

WWW.AUDIOBAHNINC.COM

WWW.DUBAUDIOSERIES.COM





WARRANTY

HIGH PROFILE CAR AUDIO AND ACCESSORIES

Audiobahn Consumer Product Warranty Policy

AUDIOBAHN PRODUCTS ARE MANUFACTURED WITH THE HIGHEST QUALITY COMPONENTS AND SOME OF THE MOST ADVANCED TECHNOLOGY AVAILABLE. BECAUSE OF THIS, WE RECOMMEND THAT YOU HAVE YOUR NEW PRODUCTS INSTALLED BY AN AUTHORIZED AUDIOBAHN DEALER.(A LIST OF AUTHORIZED AUDIOBAHN DEALERS CAN BE FOUND ON OUR WEB PAGE).

WARRANTY PERIOD: ONE YEAR FROM THE ORIGINAL DATE OF PURCHASE.

WARRANTY COVERAGE: THIS WARRANTY COVERS MANUFACTURER DEFECTS ONLY. THE WARRANTY IS APPLICABLE TO THE ORIGINAL PURCHASER, AND IS NON-TRANSFERABLE. YOU MUST HAVE A RECEIPT FROM AN AUTHORIZED AUDIOBAHN DEALER THAT SHOWS THE LOCATION OF PURCHASE, PRICE PAID, AND DATE OF PURCHASE.

(PRODUCTS PURCHASED BY CONSUMERS FROM AN AUTHORIZED AUDIOBAHN DEALER OUTSIDE THE UNITED STATES, ARE COVERED ONLY BY THAT COUNTRIES DISTRIBUTOR AND NOT BY AUDIOBAHN).

NOTES:

COMPLETE SUBWOOFER ENCLOSURES (AUDIOBAHN WILL REPLACE DEFECTIVE SUBWOOFERS, PLEXIGLASS, OR NEON ONLY. DO NOT SEND THE ENTIRE ENCLOSURE, UNLESS THE ENCLOSURE IS DEFECTIVE ITSELF. YOU MUST RECEIVE PRIOR AUTHORIZATION AND AN RA# BEFORE SENDING IN ANY COMPLETE ENCLOSURE).

AUDIOBAHN WILL ONLY REPLACE L.E.D.(S) FOUND TO BE DEFECTIVE AT THE TIME OF PURCHASE.

AUDIOBAHN WARRANTIES DO NOT COVER THE FOLLOWING:

- ANY PRODUCT NOT PURCHASED FROM AN AUTHORIZED AUDIOBAHN DEALER (INCLUDING INTERNET DEALERS)
- DAMAGE CAUSED BY ABUSE, MISUSE, ACCIDENT, WATER / FLOOD, OR THEFT (INCLUDING ANY COSMETIC DAMAGE TO THE BODY OF THE PRODUCT)
- DAMAGE CAUSED BY IMPROPER INSTALLATION
- ANY COST OR EXPENSE RELATED TO REMOVAL OR REINSTALLATION
- ANY UNAUTHORIZED SERVICES
- ANY PRODUCT THAT HAS THE SERIAL NUMBER REMOVED, ALTERED, OR DEFACED
- SUBSEQUENT DAMAGE TO ANY OTHER COMPONENTS
- PINCHED, CUT, OR STRIPPED WIRES
- ANY PRODUCT THAT IS NEW, AND/OR FOUND TO BE IN WORKING CONDITION
- L.E.D. INDICATORS ON ELECTRONICS



WARRANTY CONT

HIGH PROFILE CAR AUDIO AND ACCESSORIES

HOW TO RECEIVE WARRANTY SERVICE: CONTACT YOUR LOCAL AUTHORIZED DUB AUDIO DEALER, OR CALL AUDIOBAHN AT (800) 488-8595 BETWEEN THE HOURS OF 9:00 AM AND 5:00 PM PST.

IF YOU ARE HAVING PROBLEMS WITH YOUR SYSTEM, WE RECOMMEND YOU CHECK THE PRODUCT CAREFULLY AND THOROUGHLY TO CONFIRM THAT THE PRODUCT TRULY HAS A MANUFACTURER DEFECT; AS OPPOSED TO ABUSE, OR OTHER COMPONENTS IN THE SYSTEM CAUSING THE FAILURE. THIS MIGHT INCLUDE HAVING AN AUTHORIZED AUDIOBAHN DEALER LOOK AT THE PRODUCT TO CONFIRM THE SOURCE OF THE PROBLEM. ANY PRODUCT FOUND TO HAVE A MANUFACTURER DEFECT WILL BE REPLACED WITH A NEW PIECE OF THE SAME OR SIMILAR MODEL, OR REPAIRED AT THE DISCRETION OF AUDIOBAHN. ANY PRODUCT FOUND TO HAVE NO MANUFACTURER DEFECT WILL BE RETURNED TO THE SENDER AT THEIR COST.

YOU MUST ACQUIRE A RETURN AUTHORIZATION NUMBER (RA #) PRIOR TO RETURNING ANY PRODUCT TO AUDIOBAHN. THAT RETURN AUTHORIZATION NUMBER (RA #) MUST BE PROMINENTLY AND CLEARLY MARKED ON THE OUTSIDE OF THE SHIPPING CARTON, OR PRODUCT DELIVERY WILL BE REFUSED (NO EXCEPTIONS WILL BE MADE).

PLEASE NOTE: ALL SHIPPING AND HANDLING (TO AND FROM) CHARGES WILL BE THE SOLE RESPONSIBILITY OF THE CONSUMER.

PLEASE RECORD AND KEEP YOUR RETURN AUTHORIZATION NUMBER (RA #) IN THE EVENT THAT FURTHER COMMUNICATION IS REQUIRED.

RETURN AUTHORIZATION NUMBER (RA #):_____

DATE PRODUCT WAS SENT:_____

Contact Information

Audiobahn Headquarters
114 South Berry St.
Brea, CA 92821
Phone (800)488-8595 Fax. (714)988-0433
Pacific Coast Time : 9am-5pm Mon. - Fri.
tech@audiobahninc.com

WWW.DUBAUDIOSERIES.COM



Free Manuals Download Website

<http://myh66.com>

<http://usermanuals.us>

<http://www.somanuals.com>

<http://www.4manuals.cc>

<http://www.manual-lib.com>

<http://www.404manual.com>

<http://www.luxmanual.com>

<http://aubethermostatmanual.com>

Golf course search by state

<http://golfingnear.com>

Email search by domain

<http://emailbydomain.com>

Auto manuals search

<http://auto.somanuals.com>

TV manuals search

<http://tv.somanuals.com>