



**OWNER'S MANUAL
AND
INSTALLATION GUIDE**

ACC-50A

**REMOTE-CONTROL
10-DISC CD CHANGER**



▶ **INTRODUCTION**

10

▶ **FEATURES**

8 10 /

▶ **TOLL-FREE ASSISTANCE**

1 800 645 4994 /

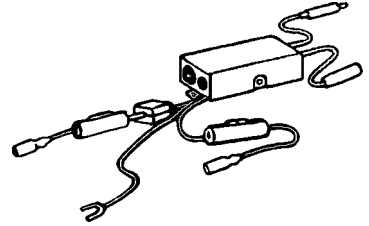
DAY	TIME ZONE			
	PACIFIC	MOUNTAIN	CENTRAL	EASTERN
MON. - FRI.	5:30AM - 4PM	6:30AM - 5PM	7:30AM - 6PM	8:30AM - 7PM
SATURDAY	6AM - 2PM	7AM - 3PM	8AM - 4PM	9AM - 5PM

▶ **INDEX**

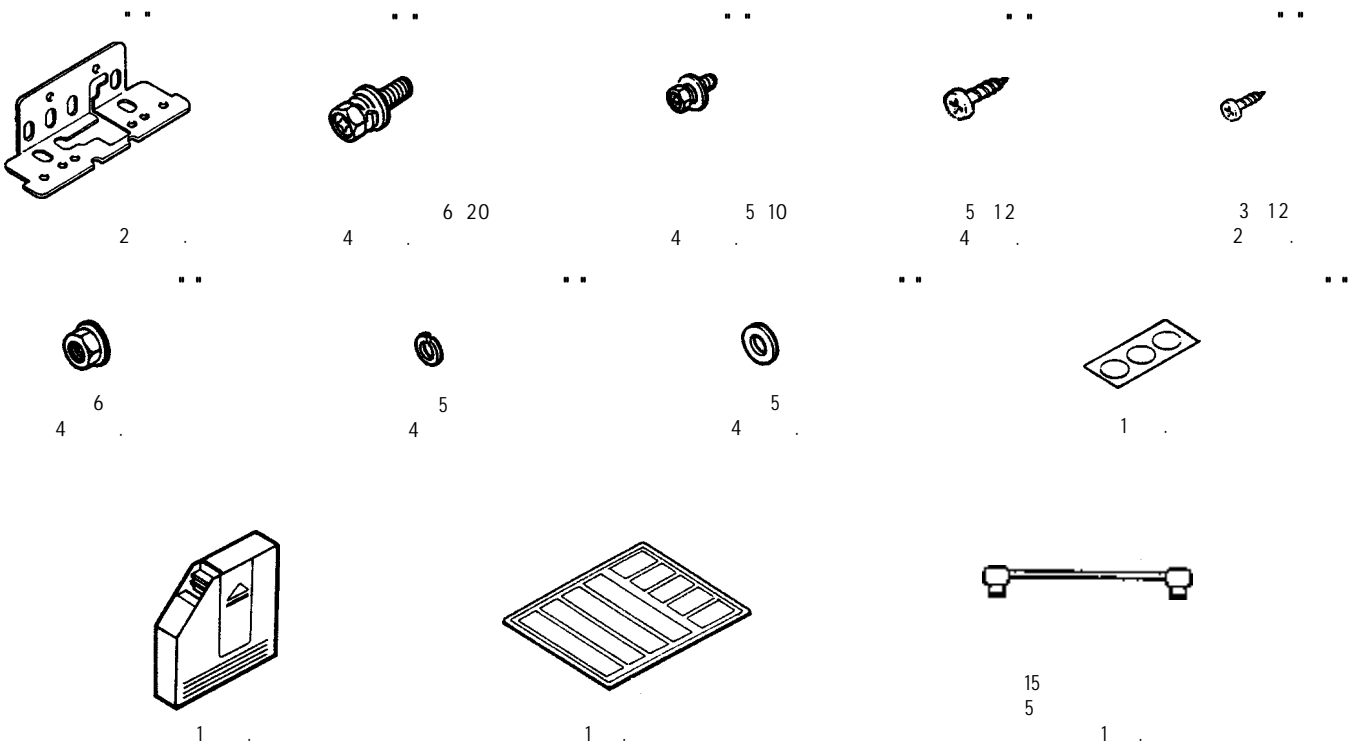
.....	1	10
.....	2	10
.....	3, 4	10
.....	5	10
.....	6	11
.....	7	12,13
.....	8	14
.....	8, 9	14

▶ CONTENTS

▶ MAIN UNIT



▶ INSTALLATION PARTS



▶ ADDITIONAL 10 DISC MAGAZINES

(. . . 50)
) 49.95 (. . .) : (50

150
 . . . 11788

▶ **WHERE TO INSTALL THE CHANGER**

50

15°

()
()

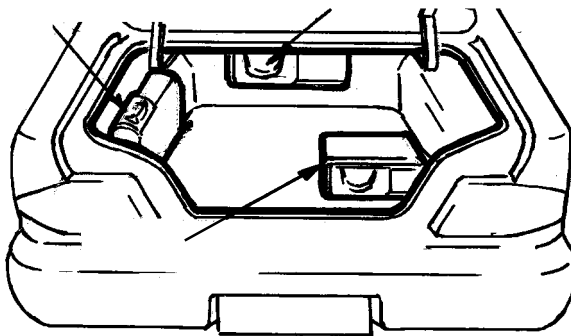
3).

()

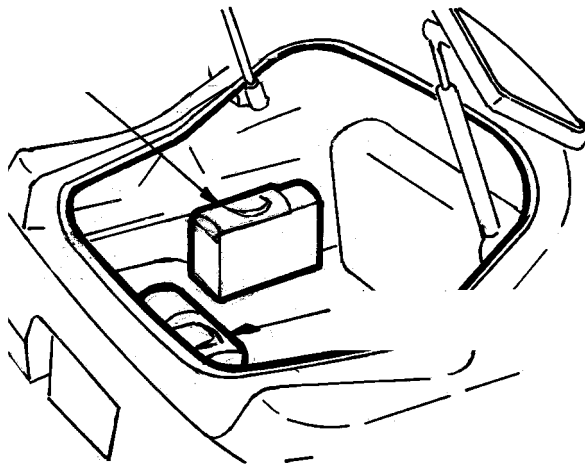
- 1.
- 2.
- 3.
- 4.
- 5.

15

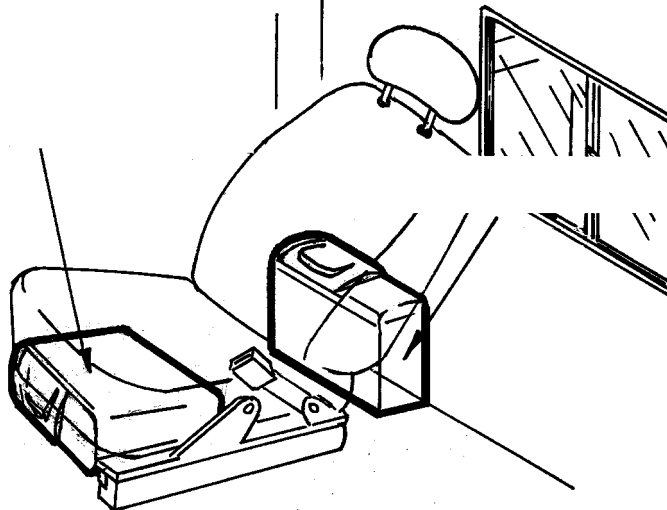
▶ **TRUNK MOUNTING (SEDANS)**



▶ **HATCHBACKS, WAGONS & VANS**



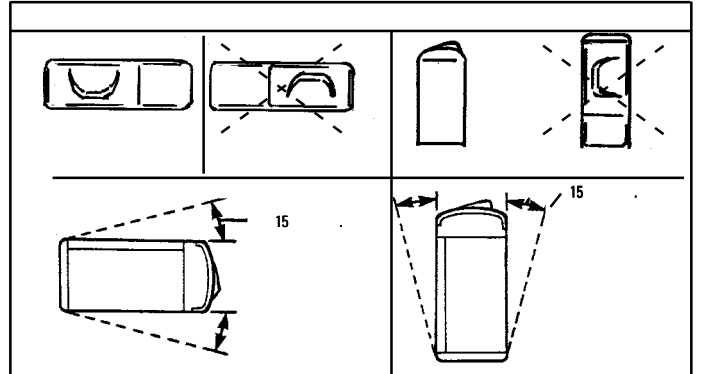
▶ **UNDER PASSENGER'S FRONT SEAT/BEHIND SEAT**



▶ **BEFORE YOU INSTALL THE CHANGER**

▶ **PROPER MOUNTING METHOD**

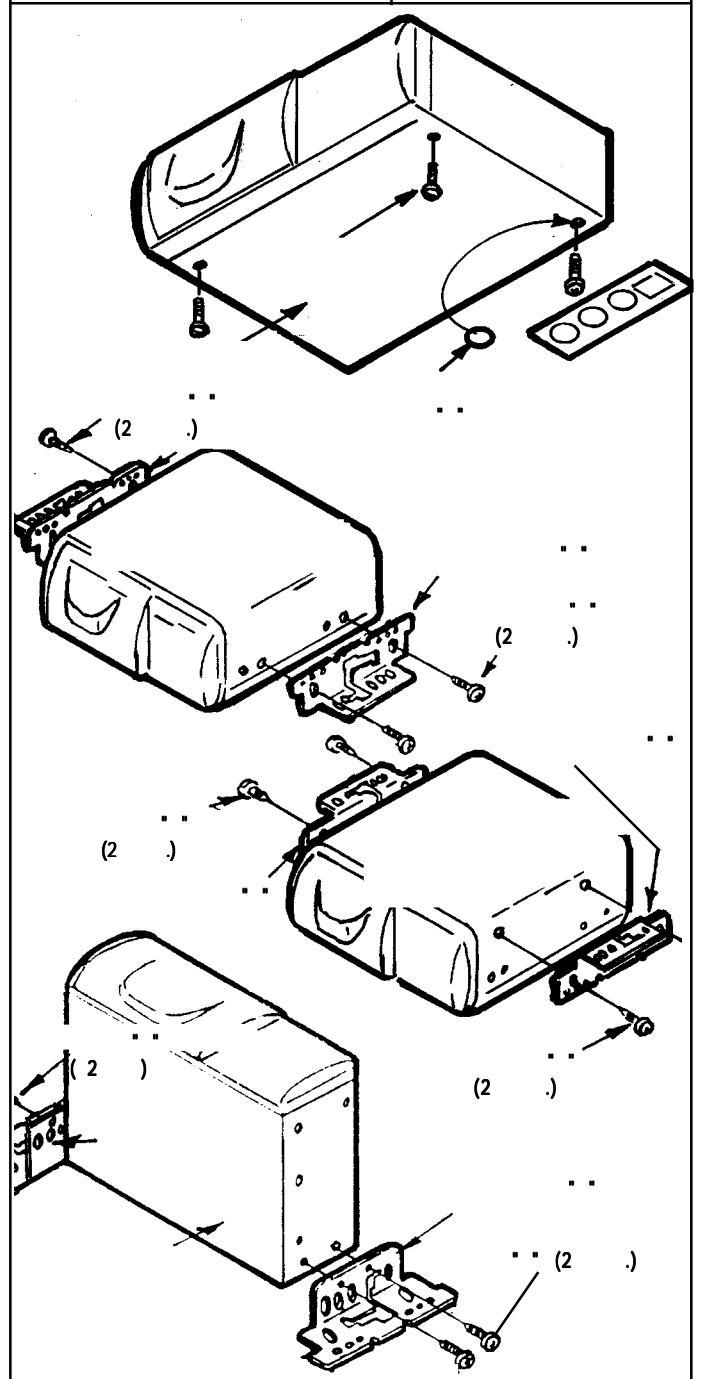
15°



▶ **REMOVE THE CHANGER LOCK SCREWS**

▶ **HORIZONTAL MOUNTING BRACKETS**

(5)



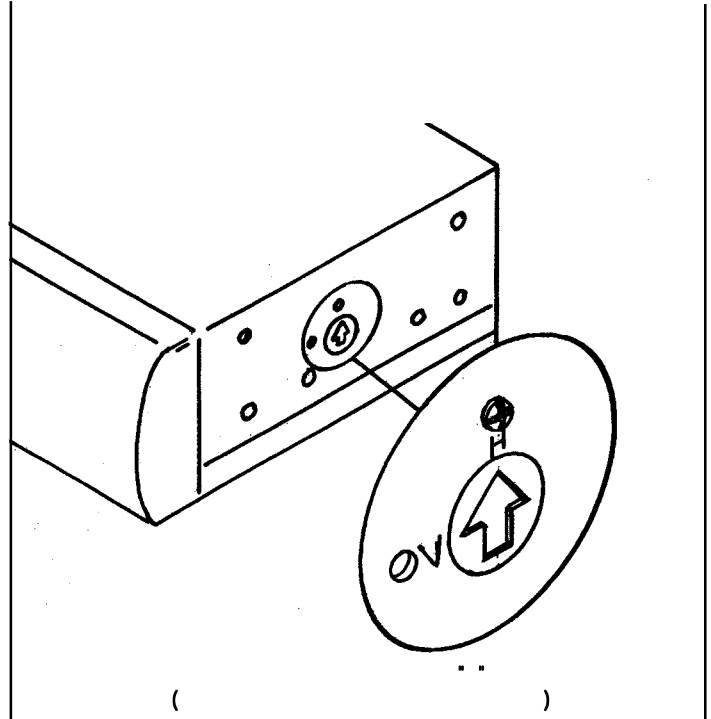
▶ **VERTICAL MOUNTING BRACKETS**

BEFORE YOU INSTALL THE CHANGER (CON'T)

**HORIZONTAL INSTALLATION
(NO ADJUSTMENT
REQUIRED!)**

()

5.



**VERTICAL INSTALLATION
(ADJUSTMENT REQUIRED!)**

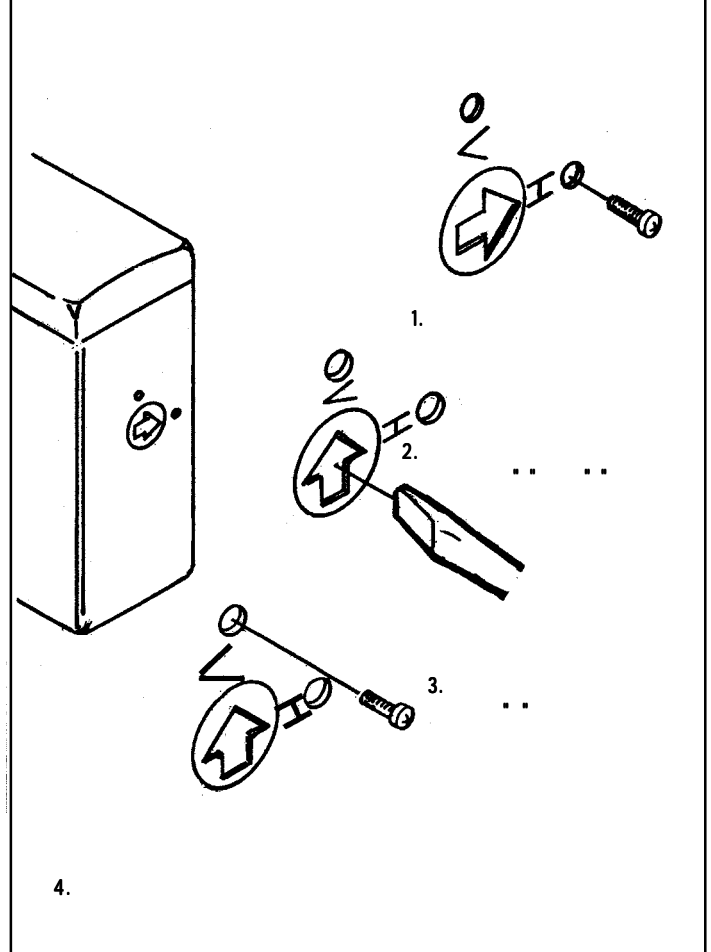
1.

2.

3.

4.

6.



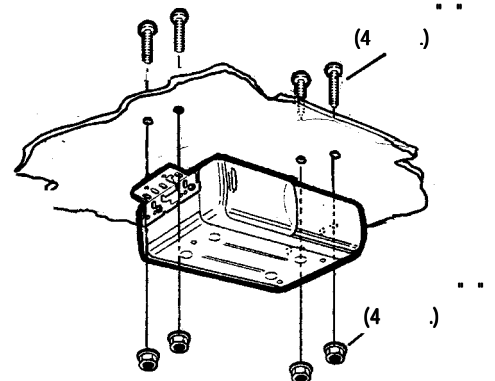
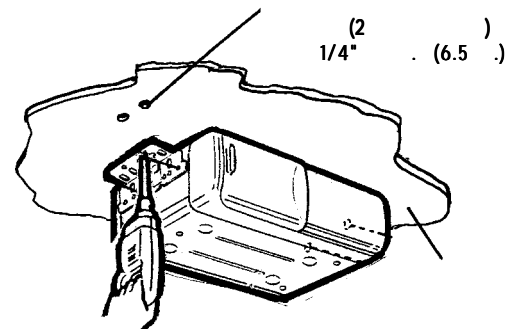
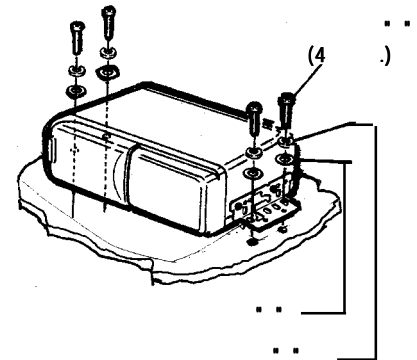
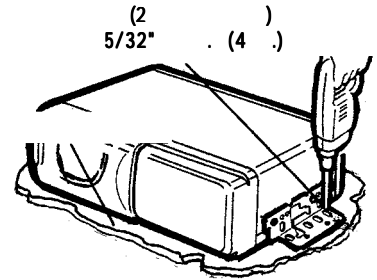
▶ **HORIZONTAL MOUNTING**

▶ **MOUNTING ONTO A FLAT SURFACE**

- 1.
2. 4 (5/32")
3. " "
4. 7.

▶ **MOUNTING UNDERNEATH A FLAT SURFACE**

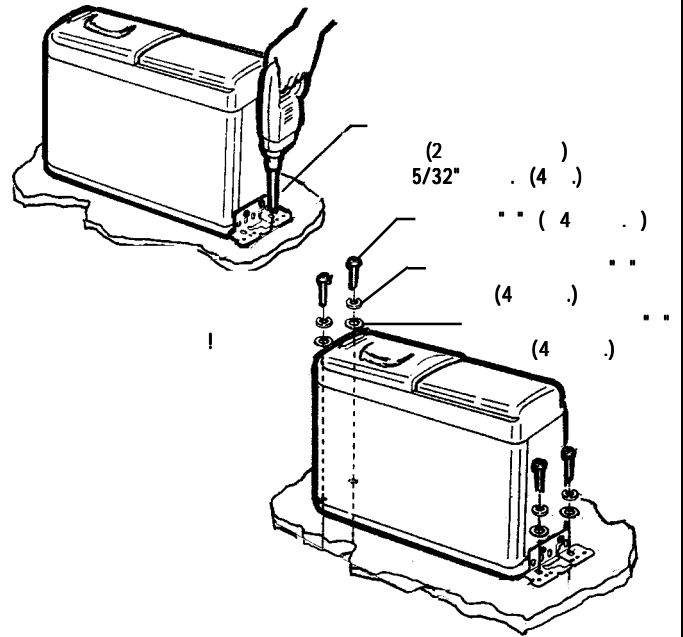
- (:
" "),
- 1.
 2. 6.5 (1/4")
 - 3.
 4. 7.



▶ VERTICAL MOUNTING

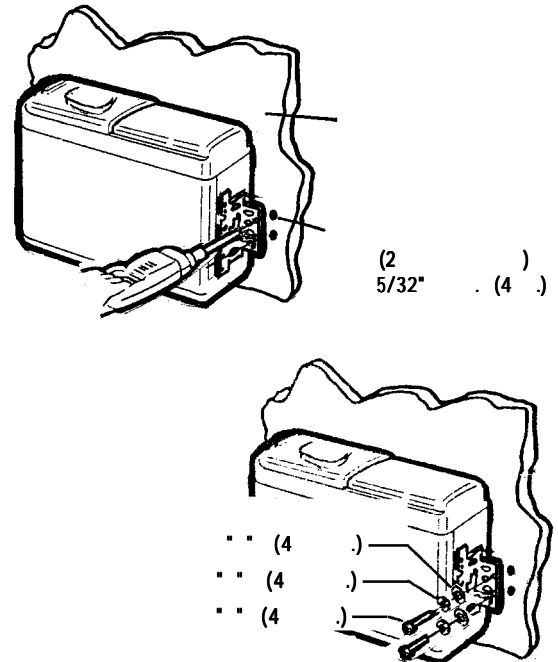
▶ MOUNTING ONTO A FLAT HORIZONTAL SURFACE

- 1.
2. 4 (5/32")
3. " "
4. 7.



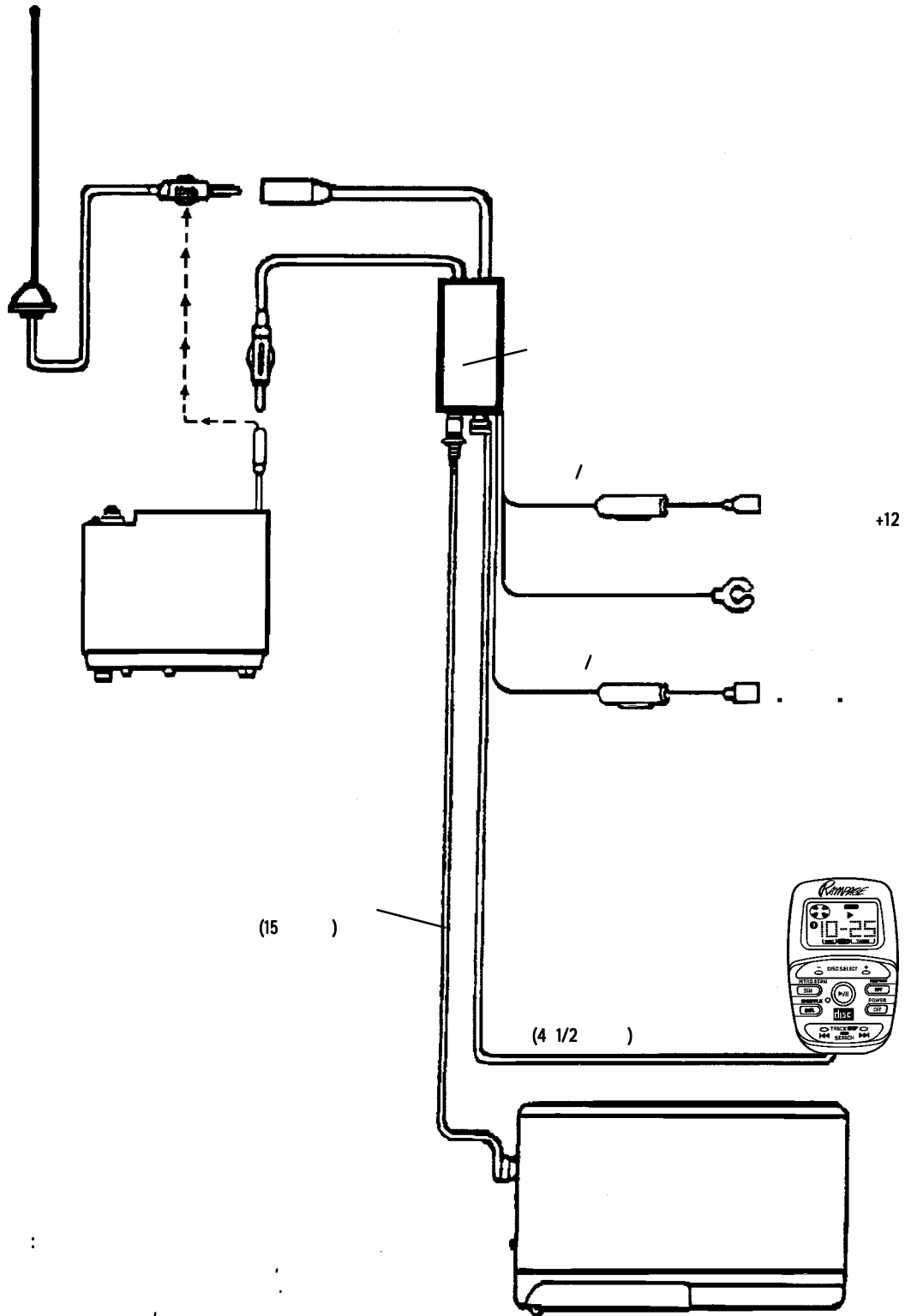
▶ MOUNTING ONTO A FLAT VERTICAL SURFACE

- 1.
2. 4 (5/32")
- 3.
4. 7!
- :
- (6.5)
- " "
- 1/4"



▶ OVERALL WIRING VIEW

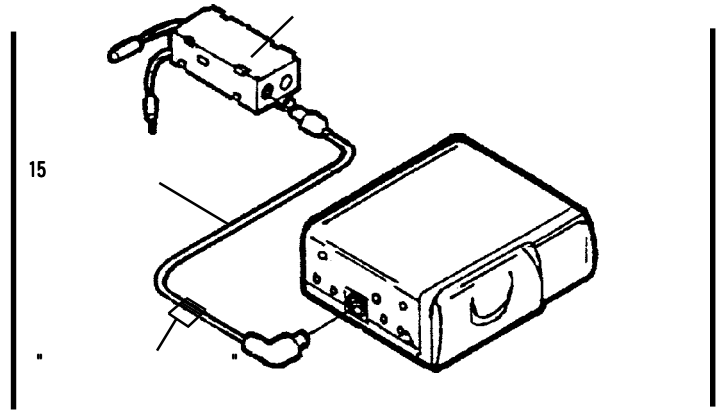
50 .



▶ **WIRING THE CD CHANGER**

▶ **DATA CABLE**

15



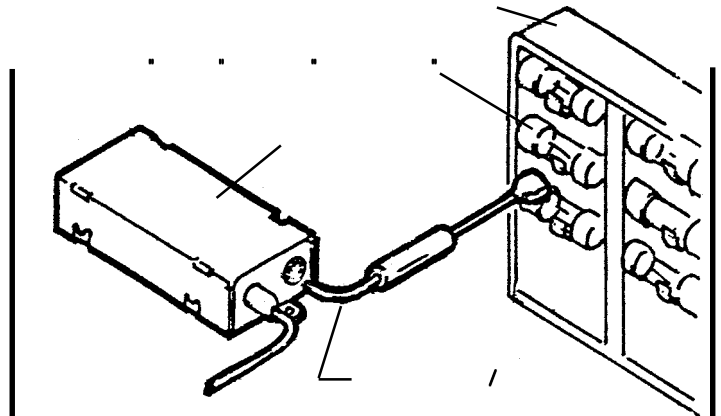
▶ **WIRING THE FM MODULE**

15

▶ **ORANGE WITH WHITE STRIPE WIRE**

3

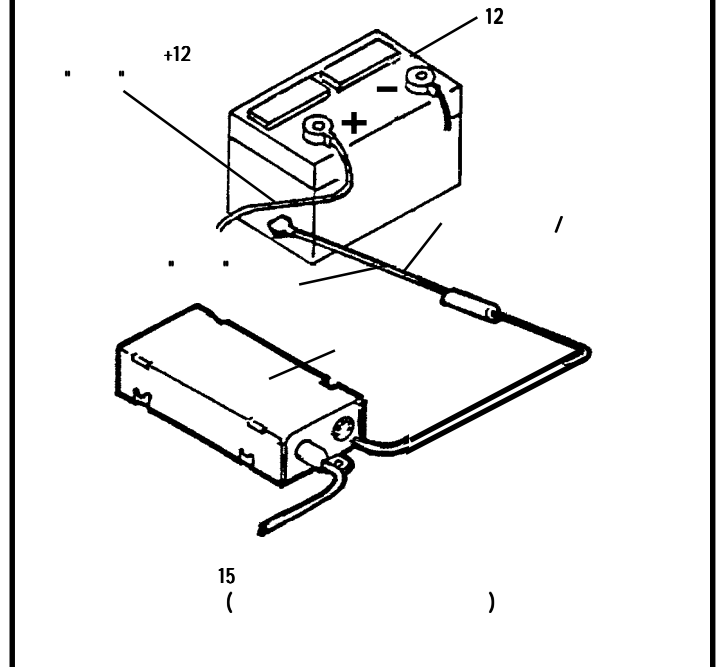
+12



▶ **GREEN WITH WHITE STRIPE POWER WIRE**

3

12



▶ WIRING THE FM MODULE (con't.)

▶ BLACK GROUND WIRE

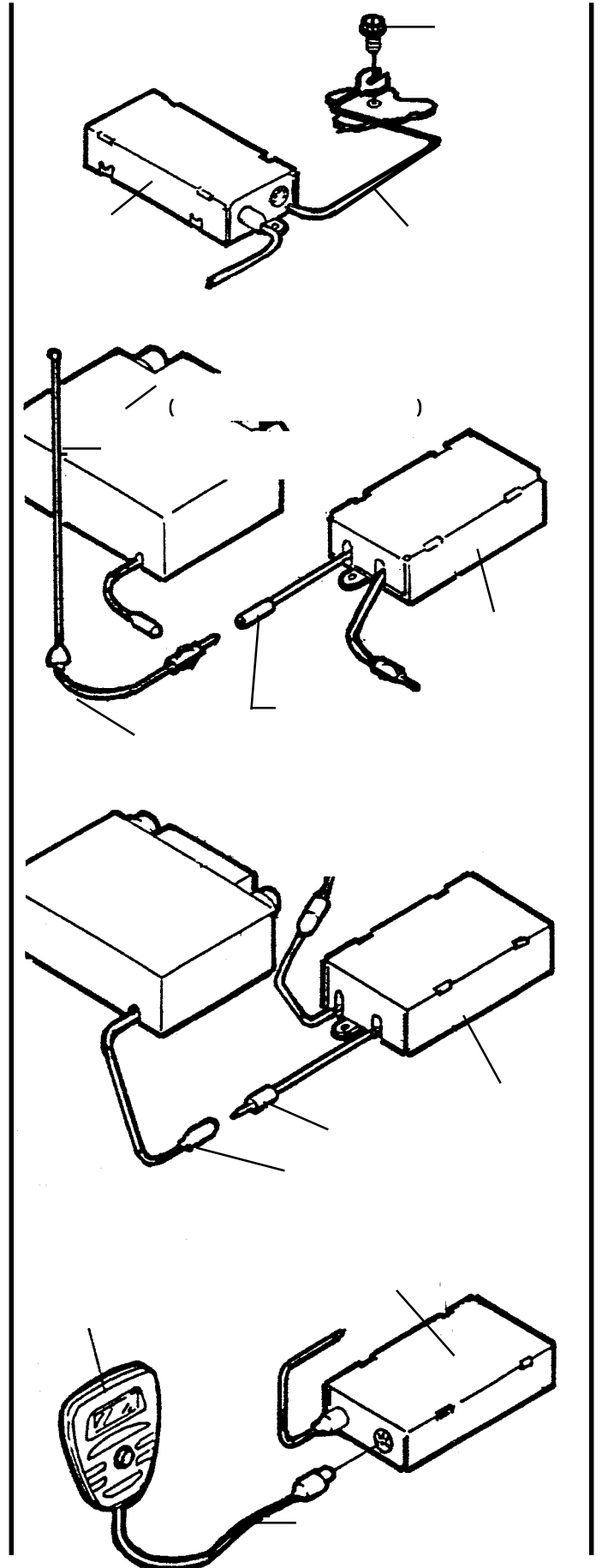
3

▶ CAR ANTENNA INPUT

50

▶ RADIO ANTENNA OUTPUT

▶ REMOTE CONTROL CABLE



MOUNTING THE REMOTE CONTROL

1/2

MOUNTING THE FM MODULE

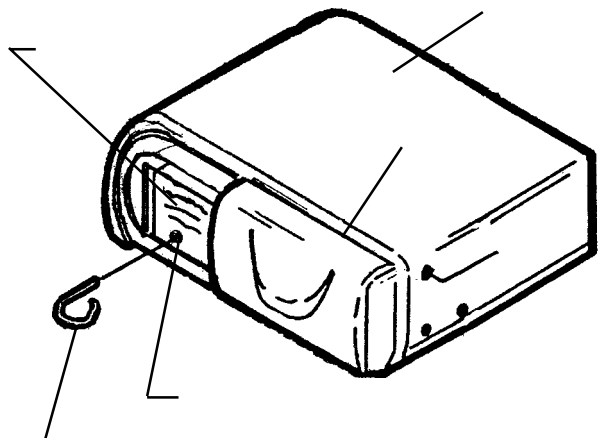
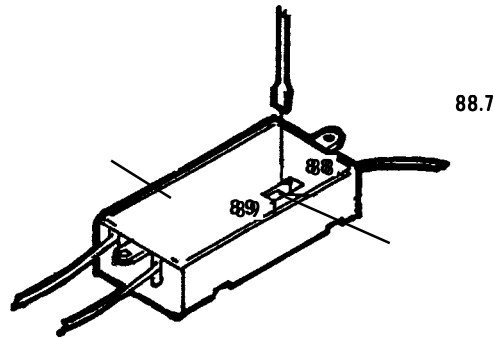
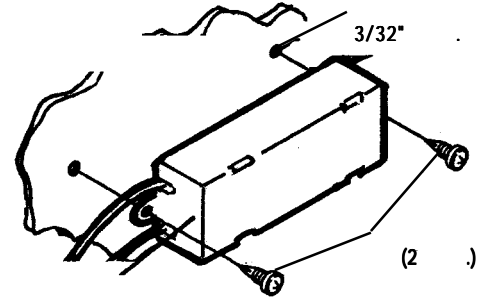
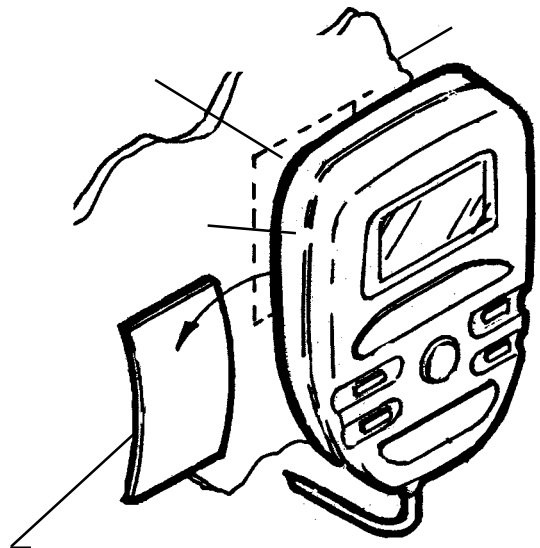
3/32"

ADJUSTMENT OF THE FM MODULE TUNING

50 ,
89.1
88.7
88.7
88.7
89.1

CHANGER RESET BUTTON

50
5
13



OWNER'S MANUAL

" " 12.

10,

USE OF THE CD MAGAZINE

5" (12)

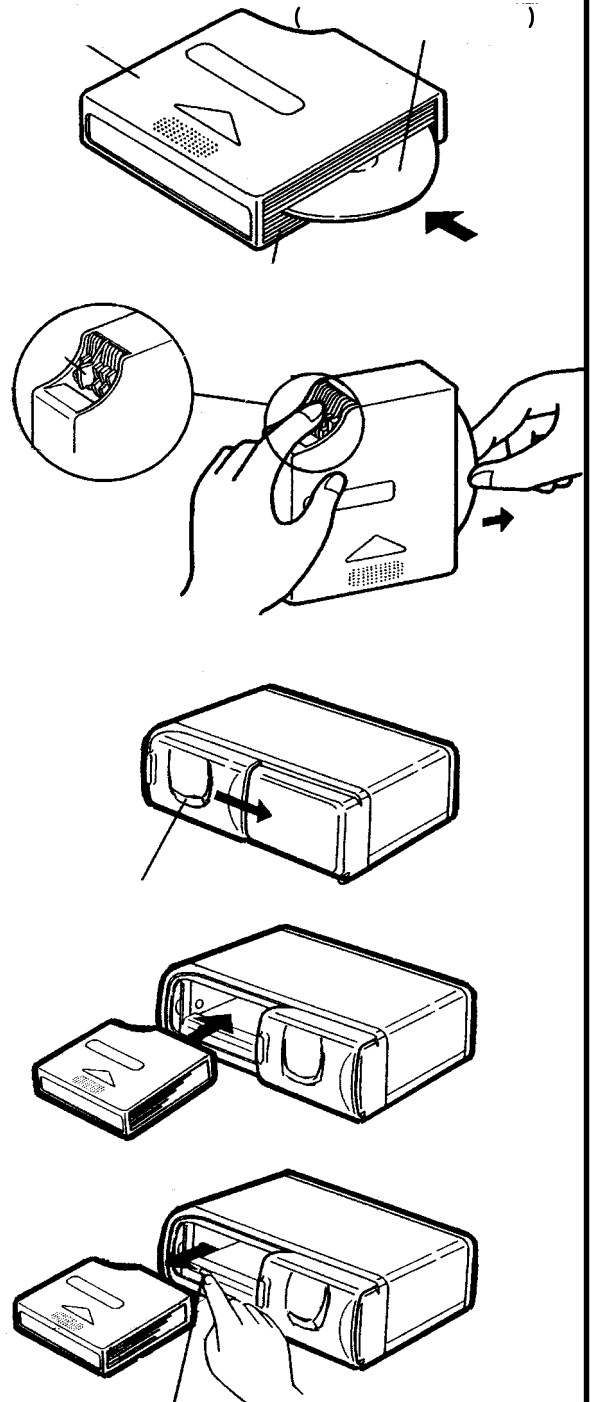
3" (8)

LOADING DISCS INTO THE MAGAZINE

- 1.
 2. ()
 3. ()
 - 4.
- : 1)

LOADING THE MAGAZINE INTO THE CHANGER

- 1.
 - 2.
 3. ()
 - 4.
 - 5.
- :
- 6.



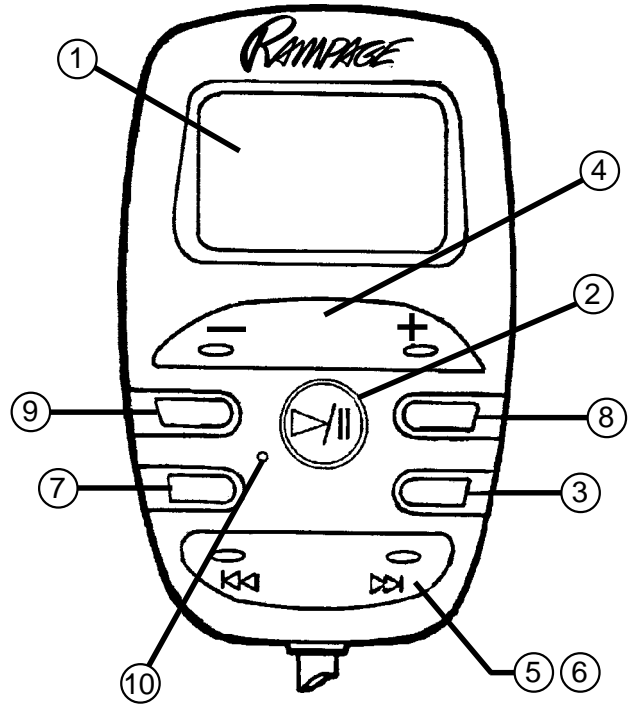
- 1.
- 2.
- 3.

OPERATING INSTRUCTIONS

45

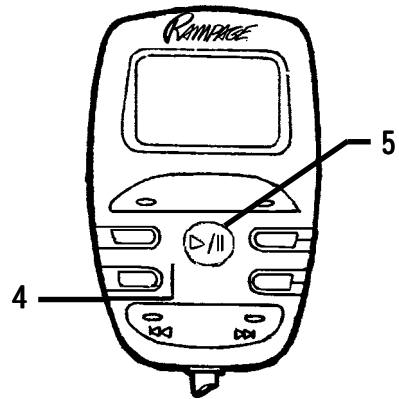
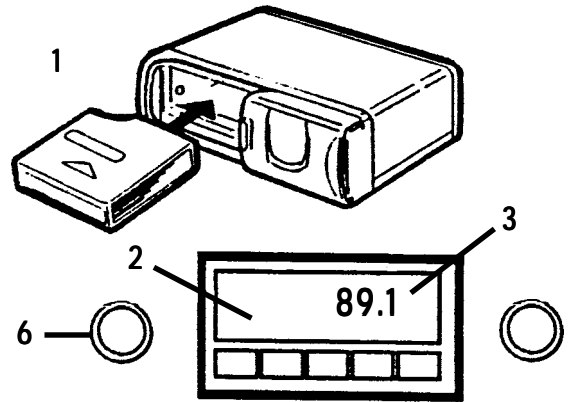
CONTROLS

- ①
- ② / (▶)
- ③ ()
- ④ (+)
- ⑤ (◀▶)
- ⑥ (◀▶)
- ⑦ / ()
- ⑧ / ()
- ⑨ / ()
- ⑩



PREPARING FOR OPERATION

- 1.
- 2.
3. 89.1
4. 88.7 : 88.7, ⑩
5. ② ① / 1
- 6.
7. 1
- 8.
- 9.
10. 1



USE OF CONTROLS

①

②

/ (▶ / ||)

#1



:

5

③

()

④

(+)

+

⑤

(◀▶▶▶)

(◀▶▶)

(▶▶▶▶)

⑥

(◀▶▶▶▶)

▶▶

◀◀

▶▶

▶▶

◀◀

⑦

/ ()

⑤

⑧

⑨

2

⑨

⑧

⑧

/

()

⑦

⑦

⑨

/

()

10

⑩

1.

2.

⑨

2

⑨

2

HINTS FOR CORRECT OPERATION

TEMPERATURE

The unit may not operate correctly in extremely hot or cold temperatures. It is equipped with a built in thermal protection circuit which will stop operation of the unit when the temperature reaches the pre-set level. If this should happen, the unit will resume operation when the vehicle returns to a normal temperature range.

Remove the magazine from the unit when it is not being used during hot weather. If the discs are left in a extremely hot car they may warp. If the CD changer is not used for long periods of time, remove the compact discs from the magazine, and store them in their case.

3" (8cm) CD SINGLES

This unit is not designed to play 3" CD- Single discs. Inserting a 3" disc into the magazine, either with or without a 3" disc adaptor, can damage the changer and the disc. Such damage will not be covered by the Warranty on this product.

INTERRUPTIONS IN SOUND (SKIPPING)

The sound from the unit may "skip" and be interrupted if the anti-vibration springs are not set correctly, if the unit is mounted in excess of a 15° angle, or when traveling on very rough road surfaces. If this should occur, check for errors made during installation or wait for the road surface to improve.

CONDENSATION

Moisture can condense on the laser lens of the CD changer during rainy and humid days, or right after the heater is turned on in the car (if the changer is mounted in the passenger compartment). If this should happen the unit will not operate correctly. To remedy the situation, remove the discs from the unit and wait approximately one hour. During this time the moisture will evaporate and the unit will operate normally.

SPECIFICATIONS

CHANGER:

Frequency Response: 5 - 20,000Hz. +/- 1dB

Distortion: 0.008% @ 1KHz.

Dynamic Range: 95 dB

Signal-to-Noise Ratio: 95 dB

Channel Separation: 70 dB

Wow & Flutter: below measurable limits

FM MODULATOR:

Output Frequency: 88.7/89.1 MHz. (switchable)

GENERAL:

Dimensions:

Changer: 11- 1/2" W x 3 -5/8"H x 7- 7/8" D
290 mm x 90mm x 200mm

Remote: 1-1/4"W x 3-1/2"H x 3/4"D
56mm x 89mm x 18mm

Operating Voltage: 12 volts DC, negative ground

12 MONTH LIMITED WARRANTY

Applies to In-dash radios, radio/tape player and radio/CD player combinations, and CD Changers.

AUDIOVOX CORPORATION (the Company) warrants to the original retail purchaser of this product that should this product or any part thereof, under normal use and conditions, be proven defective in material or workmanship within 12 months from the date of original purchase, such defect(s) will be repaired or replaced with new or reconditioned product (at the Company's option) without charge for parts and repair labor.

To obtain repair or replacement within the terms of this Warranty, the product is to be delivered with proof of warranty coverage (e.g. dated bill of sale), specification of defect(s), transportation prepaid, to the warranty center at the address shown below.

This Warranty does not extend to the elimination of car static or motor noise, to correction of antenna problems, to costs incurred for installation, removal, or reinstallation of the product, or damage to tapes, compact discs, speakers, accessories, or vehicle electrical systems.

This Warranty does not apply to any product or part thereof which, in the opinion of the Company, has suffered or been damaged through alteration, improper installation, mishandling, misuse, neglect, accident, or by removal or defacement of the factory serial number/bar code label(s). THE EXTENT OF THE COMPANY'S LIABILITY UNDER THIS WARRANTY IS LIMITED TO THE REPAIR OR REPLACEMENT PROVIDED ABOVE AND, IN NO EVENT, SHALL THE COMPANY'S LIABILITY EXCEED THE PURCHASE PRICE PAID BY PURCHASER FOR THE PRODUCT.

This Warranty is in lieu of all other express warranties or liabilities. ANY IMPLIED WARRANTIES, INCLUDING ANY IMPLIED WARRANTY OF MERCHANTABILITY, SHALL BE LIMITED TO THE DURATION OF THIS WRITTEN WARRANTY. ANY ACTION FOR BREACH OF ANY WARRANTY HEREUNDER INCLUDING ANY IMPLIED WARRANTY OF MERCHANTABILITY MUST BE BROUGHT WITHIN A PERIOD OF 30 MONTHS FROM DATE OF ORIGINAL PURCHASE. IN NO CASE SHALL THE COMPANY BE LIABLE FOR ANY CONSEQUENTIAL OR INCIDENTAL DAMAGES FOR BREACH OF THIS OR ANY OTHER WARRANTY, EXPRESS OR IMPLIED, WHATSOEVER. No person or representative is authorized to assume for the Company any liability other than expressed herein in connection with the sale of this product.

Some states do not allow limitations on how long an implied warranty lasts or the exclusion or limitation of incidental or consequential damage so the above limitations or exclusions may not apply to you. This Warranty gives you specific legal rights and you may also have other rights which vary from state to state.

U.S.A. : AUDIOVOX CORPORATION, 150 MARCUS BLVD., HAUPPAUGE, NEW YORK 11788 • 1-800-645-4994

CANADA: CALL 1-800-645-4994 FOR LOCATION OF WARRANTY STATION SERVING YOUR AREA

AUSTRALIA: AUDIOVOX PACIFIC PTY LTD., DOYLE AVENUE, UNANDERRA, NSW 2526 • (042) 718-555

NEW ZEALAND: AUDIOVOX PACIFIC PTY LTD., UNIT B, 6 HENDERSON PLACE, PENROSE, AUCKLAND • (09) 645-720

Form No. 128-4270D

Free Manuals Download Website

<http://myh66.com>

<http://usermanuals.us>

<http://www.somanuals.com>

<http://www.4manuals.cc>

<http://www.manual-lib.com>

<http://www.404manual.com>

<http://www.luxmanual.com>

<http://aubethermostatmanual.com>

Golf course search by state

<http://golfingnear.com>

Email search by domain

<http://emailbydomain.com>

Auto manuals search

<http://auto.somanuals.com>

TV manuals search

<http://tv.somanuals.com>