

Fold

Fold



36 MONTH LIMITED WARRANTY

Applies to Audiovox Mobile Video Products

AUDIOVOX CORPORATION (the Company) warrants to the original retail purchaser of this product that should this product or any part thereof, under normal use and conditions, be proven defective in material or workmanship within 36 months from the date of original purchase, such defect(s) will be repaired or replaced with reconditioned product (at the Company's option) without charge for parts and repair labor.

To obtain repair or replacement within the terms of this Warranty, the product is to be delivered with proof of warranty coverage (e.g. dated bill of sale), specification of defect(s), transportation prepaid, to the Company at the address shown below.

This Warranty does not extend to the elimination of externally generated static or noise, to correction of antenna problems, to costs incurred for installation, removal or reinstallation of the product, or to damage to tapes, discs, speakers, accessories, or vehicle electrical systems.

This Warranty does not apply to any product or part thereof which, in the opinion of the Company, has suffered or been damaged through alteration, improper installation, mishandling, misuse, neglect, accident, or by removal or defacement of the factory serial number/bar code label(s). THE EXTENT OF THE COMPANY'S LIABILITY UNDER THIS WARRANTY IS LIMITED TO THE REPAIR OR REPLACEMENT PROVIDED ABOVE AND, IN NO EVENT, SHALL THE COMPANY'S LIABILITY EXCEED THE PURCHASE PRICE PAID BY PURCHASER FOR THE PRODUCT.

This Warranty is in lieu of all other express warranties or liabilities. ANY IMPLIED WARRANTIES, INCLUDING ANY IMPLIED WARRANTY OF MERCHANTABILITY, SHALL BE LIMITED TO THE DURATION OF THIS WRITTEN WARRANTY. ANY ACTION FOR BREACH OF ANY WARRANTY HEREUNDER INCLUDING ANY IMPLIED WARRANTY OF MERCHANTABILITY MUST BE BROUGHT WITHIN A PERIOD OF 48 MONTHS FROM DATE OF ORIGINAL PURCHASE. IN NO CASE SHALL THE COMPANY BE LIABLE FOR ANY CONSEQUENTIAL OR INCIDENTAL DAMAGES FOR BREACH OF THIS OR ANY OTHER WARRANTY, EXPRESS OR IMPLIED, WHATSOEVER. No person or representative is authorized to assume for the Company any liability other than expressed herein in connection with the sale of this product.

Some states do not allow limitations on how long an implied warranty lasts or the exclusion or limitation of incidental or consequential damage so the above limitations or exclusions may not apply to you. This Warranty gives you specific legal rights and you may also have other rights which vary from state to state.

U.S.A. : AUDIOVOX CORPORATION, 150 MARCUS BLVD., HAUPPAUGE, NEW YORK 11788 • 1-800-645-4994
CANADA: CALL 1-800-645-4994 FOR LOCATION OF WARRANTY STATION SERVING YOUR AREA 128-5148B

© 2001 AUDIOVOX CORPORATION

128-6099

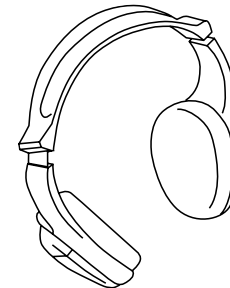
Fold

Fold



Automotive Infrared Stereo Headphones With Auto Shut-Off

Model IRHS40



OWNER'S MANUAL

Fold

INTRODUCTION

CONGRATULATIONS on your purchase of the sophisticated, high-tech, Automotive Infrared Stereo Headphones from Audiovox Corporation. These Headphones free you from the tangle of headphone wires and lets you enjoy music or video without the tangle of cables around you. To ensure the best performance of your Headphones, please read this manual carefully.

These Headphones are designed to be used with the Transmitter provided with the Audiovox Model WHS100 Infrared Stereo Headphone System, or VOH6XX series of flipdown pods.

SPECIAL FEATURES

High Performance 40mm Driver.

Automatic Level Control prevents input signal over loading.

Uses high frequency infrared light to assure a clean signal for clear reception.

Adjustable Headphone Band

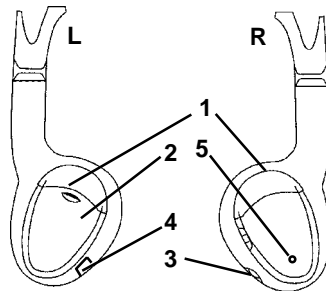
Auto shutoff after 3 minutes of no Audio Signal.

EXPLANATION OF CONTROLS (Fig. 1)

Headphone Receivers

1. INFRARED PICKUP SENSORS – Receives signal from transmitters
2. BATTERY COVER
3. VOLUME CONTROL
4. POWER SWITCH(PUSH ON/OFF)
5. POWER INDICATOR LED

Fig. 1



BATTERY INSTALLATION (Fig. 2)

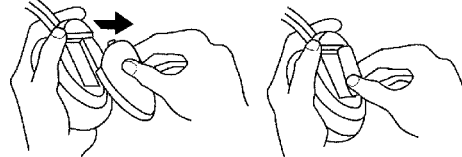
1. Place two alkaline AAA batteries into the battery compartment of the Headphones(s), making sure that the battery polarity is correct.
2. Replace batterycover.

OPERATION

Please Read Carefully to Prevent Damage to the Headphones or your Ears:

1. Be sure batteries are properly installed in the headphones.

Fig. 2



Fold

2. Turn the headphone volume nearly off before turning on the power. Turn on the headphone power then adjust the headphone volume louder to a comfortable level (You can adjust the audio source volume louder if needed, if connected to a variable audio source, such as a headphone source).

WARNING: Changes or modification to this unit not expressly approved by the party responsible for compliance could void the user's authority to operate the equipment.

NOTE: This equipment has been tested and found to comply with the limits for a Class B digital device, pursuant to Part 15 of the FCC Rules. These limits are designed to provide reasonable protection against harmful interference in a residential installation. This equipment generates, uses and can radiate radio frequency energy and, if not installed and used in accordance with the instructions, may cause harmful interference to radio communications.

Product Specifications:

Operating range: up to 25 Ft.

Frequency Response: 35-18,000 Hz

S/N ratio: 60 dB

Channel Separation: 45 dB

Fold

Fold

Free Manuals Download Website

<http://myh66.com>

<http://usermanuals.us>

<http://www.somanuals.com>

<http://www.4manuals.cc>

<http://www.manual-lib.com>

<http://www.404manual.com>

<http://www.luxmanual.com>

<http://aubethermostatmanual.com>

Golf course search by state

<http://golfingnear.com>

Email search by domain

<http://emailbydomain.com>

Auto manuals search

<http://auto.somanuals.com>

TV manuals search

<http://tv.somanuals.com>