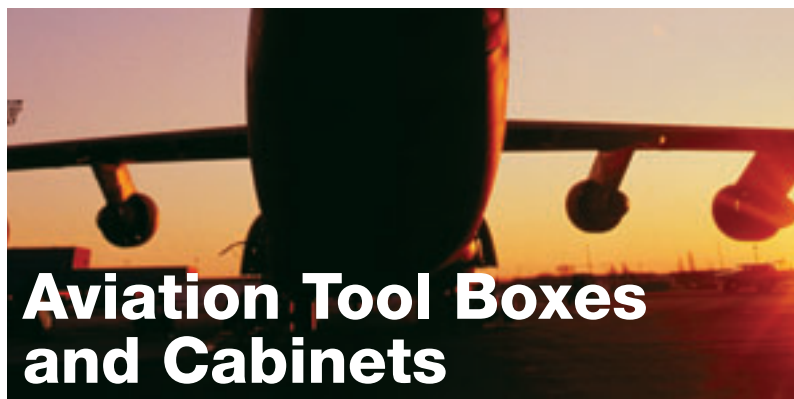




In professional hands
since 1886.





Mechanic's Tool Bo



Bahco Aerospace concept.

Safety that gives your service the edge.

Tough demands deserve the best solutions. So when major airlines choose Bahco aerospace working tools they choose them for their precision and reliability. You don't get second chances when you are tens of thousands of feet above ground. Our reputation for exacting precision and quality ensures tools that have been exhaustively tested to meet the tough quality requirements of the aerospace industry.

Bahco offers a comprehensive range of reliable high-precision tools for the aerospace industry. More and more aircraft manufacturers and airlines have placed their trust in the Bahco brand and are equipping their factories and engineers with premium-quality standard and special-purpose tools made by Bahco.

Working in close collaboration with the aviation industry, Bahco is able to put together coordinated sets of tools tailored to the requirements of production, servicing, and maintenance.

Each tool has its own place with a distinct colour mark, – which make a missing tool easy to detect.

All tool boxes and trolleys are provided with perfect-fit foam inserts. For safety reasons, the inserts are bi-coloured, so any missing tool is noticed immediately.



FGM-Mechanic's Tool Set 3126N-LHFR



Boxes for Ground Maintenance – Fast, Safe, Accurate.

Customized mechanic's tool boxes help keep ground times short and flying safety high.

Each tool is accommodated in its own compartment, and perfect-fit inserts with a red background ensure that no tool is forgotten in the aircraft – after all, efficiency and precision are essential in this industry, even when having to work under immense pressure and time constraints. The mechanic's tool box is available in many different

versions, suited to the models of aircraft used by the various airlines.

The housings are made of red stove-enameled sheet steel, are strong and robust, and are provided with secure locks, carrying handles in the lid, and, on some models, at the sides, plus a tread on the lid. All the required tools are clearly arranged in two or three smooth-running drawers, a lid compartment, and a lid insert.



**Mechanic's Toolbox
3126N-LU**



**Mechanic's Toolbox
3126N-LHSXF**




**Mechanic's Toolbox
3128N-LHMA**



Article Codes stand for empty foams and cases

“FLY WITH” Board Tool Cases


Designed for taking on board, these cases contain all the tools required to perform routine in-flight inspections or necessary repairs in the event of technical problems.



Empty case
2016-AY-E



2016-84FLYW-LI




2016-77FLYW-3/8




2016-76FLYW-SP2



2016-79FLYW-1/2



2016-74FLYW-SCR



2016-75FLYW-SP1



2016-80FLYW-PL

The cases are made of extremely strong synthetic resin. As well as being waterproof, they are equipped with a pressure-equalizing valve. The tools are safely stored to cope with all ambient conditions (low temperatures, pressure drop, wet conditions) and are available immediately in an emergency. The modular tool inserts contain sets of assorted tools compiled by application and can be combined to suit specific requirements.



Aviation Tool Box



2016-81FLYW-HA



Aviation Tool Box: Tray 1



Aviation Tool Box: Additional Tray



2016-82FLYW-ME



Aviation Tool Box: Tray 2



Aviation Tool Box: Additional Tray



2016-83FLYW-FI



Aviation Tool Box: Tray 3

Article Codes stand for empty foams and cases

Tool Cabinets and Workbenches for the Hangar and Industry

The BAHCO workbench system will help you to stay one step ahead. These quality roll cabinets/workbenches by BAHCO have been fitted with practical perforated sides/doors.

Features: Construction of tool steel without distortion. With reinforced rear axles, drawer stops and reinforced back, these are stable and resistant cabinets for maximum performance. The large wheels give easy manouverability. Two pivoting wheels one with brake, ensure the cabinet always comes to a safe and total stop. All cabinets are equipped with a central locking device.

Innovative: Frequently used tools may be hung up on the perforated sides and doors, within easy reach. What could be more simple? Trays may be hooked to the perforated sides and can be used for storing spray cans, oil cans, etc.



Workshop roll cabinet 1422SL5-SP

Finish: Powder coated black/grey cabinet with orange gloss top shutter

- 4 bi-directional and 1 single direction opening drawers on ball bearing runners. Drawer pulling stops at centre and sides.
- Perforated side panels. Central lock for safety locking of cabinet.
- Top with rubber cover, for use as working area.
- Steel roll-top shutter with supplementary lock.
- Tool stock box with reinforced bottom.
- Reinforced and enlarged rear axle with larger rubber wheels. Rubber protection for profiled rods. Wheels with pivot foot brake (total stop).

Loading capacity:
300 kg / 660 lb.
Dimensions:
H 955 x W 665 x D 385 mm






Workshop roll cabinet 1422SL7-SP

Finish: Powder coated black/grey cabinet with orange gloss drawers

- 7 sliding drawers, mounted on ball bearing runners. Drawer-out safety stop.
- Perforated side panels. Central lock for safety locking of cabinet.
- Top with rubber cover, for use as working area.
- Reinforced and enlarged rear axle with larger rubber wheels. Rubber protection for profiled rods. Wheels with pivot foot brake (total stop).

Loading capacity: 300 kg / 660 lb.
Dimensions: H 955 x W 665 x D 385 mm



The VarioLift – fixed to the back of the workbench – provides perfect working convenience and safety: Perforated back panel for practical tool mounting. Easy to operate due to the two gas pressure springs, and provides safety for valuable tools because of the new type of locking system. Perfectly formed and extremely functional.



1450L-VL

Workshop roll cabinet 3395L

Finish: Baked enamel.

Colours: Cabinet: red. Drawers/bottom: anthracite.

- With central safety lock and drawer pulling stop.
- 8 Drawers on precision slide rails, fully extractable.
- Reinforced back wall and solid wheels for extreme load.
- Top with rubber cover to be used as working area.
- Collapsible side element with rubber cover as additional storage surface as well as working area.

Loading capacity: 300 kg / 660 lb

Dimensions: H 1025 x W 680 x D 460 mm



Mobile workbench 1450L-SP + 1450L-VL

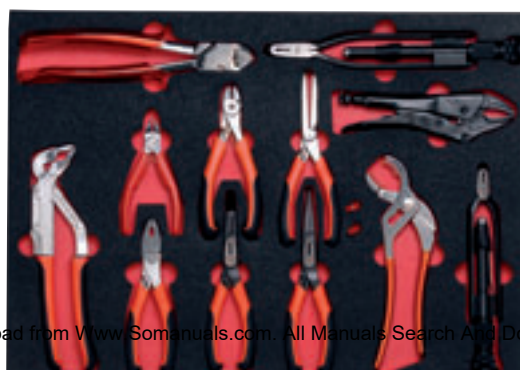


Mobile workbench for repair jobs and maintenance work

Finish: Very sturdy construction in tool steel. Powder coated black and orange.

- Special MULTIPLEX cover top, 40 mm thick, 1100 x 660mm
- Absolut robust standing position on 4 feet, by lowering the wheel frame.
- 4 full opening telescopic galvanised drawers, 1 x 100 mm, 3 x 150 mm height,
 - One larger volume compartment with height adjustment for the shelves.
 - Central cylinder lock.
 - In-built cable drum with 10 m cable, 4 Schuko-plug sockets.
 - Grid holes for attaching tool holders inside of door and on right hand side.

Loading capacity: 2000 kg (stationary)

Dimensions: H 830 x W 1100 x D 660 mm





www.bahco.com

Free Manuals Download Website

<http://myh66.com>

<http://usermanuals.us>

<http://www.somanuals.com>

<http://www.4manuals.cc>

<http://www.manual-lib.com>

<http://www.404manual.com>

<http://www.luxmanual.com>

<http://aubethermostatmanual.com>

Golf course search by state

<http://golfingnear.com>

Email search by domain

<http://emailbydomain.com>

Auto manuals search

<http://auto.somanuals.com>

TV manuals search

<http://tv.somanuals.com>