

# Studio Monitors

## TRUTH B3031A/B3030A

### TRUTH — 2-Way Active Ribbon Studio Reference Monitor with Kevlar Woofer

- Ultra-linear frequency response with individual frequency diagrams
- Built-in 150 and 75 watt power amplifiers (75 and 35 watt for B3030A) with enormous power reserve
- Ultra-high resolution, 2" velocity ribbon transducer for ultimate sound reproduction
- Long-throw 8 3/4" woofer (6 3/4" for B3030A) with deformation-resistant Kevlar cone and aluminum die-cast chassis for ultimate bass response
- Controlled dispersion characteristics and extremely large "sweet spot" owing to the unique BEHRINGER wave guide technology
- Active crossover network with 4<sup>th</sup> order Linkwitz-Riley filters
- Adjustable to a wide range of acoustic conditions and subwoofer operation
- Separately controlled limiter for low and high-frequency overload protection
- Magnetic shielding allows placement near computer monitors
- Servo-balanced inputs with XLR and 1/4" TRS connectors
- High-quality components and exceptionally rugged construction ensure long life
- Conceived and designed by BEHRINGER Germany

behringer.com



### Honesty

When it comes to your studio recordings, you want honesty. In fact, considering how important your art is, you should demand it! That's why we designed the new B3030A and B3031A Reference Monitors to speak nothing but the TRUTH. Oh, they still sound great hooked up to your stereo or your video surround system, but they were really built with the studio in mind — where every note you play or sing is "under the microscope."

### Built on a Legacy

Our TRUTH B2030A and B2031A monitors have been so wildly successful that we've sold thousands upon thousands of them to some of the most critical ears on the planet. So, from the moment we started this project, we knew these new speakers would have to be something really special, and indeed they are!

### Years of R'n'D

For the past two years our Reseal Development team has been on a mission to create the "perfect" studio monitor. Since the TRUTH B2031A had already become the industry standard,

our acoustic engineers decided to start there and see just how far they could push the envelope. They tried a variety of transducers and enclosure designs, along with existing and emerging technologies. When all the dust settled, they chose to deploy an ultra-high resolution, 2" velocity ribbon transducer and a long-throw, Kevlar-coned woofer in a deformation-resistant, die-cast aluminum chassis.

### Why Kevlar?

We're glad you asked. Kevlar has an incredible strength-to-weight ratio — that's one reason it's used in bulletproof vests. Kevlar gives our LF transducer the strength to handle the extremely high energy levels required for distortion-free, chest-pounding bass. And since they have such low mass, Kevlar speaker cones also respond much more quickly than those made of paper, important for not only maintaining bass content integrity, but critical for midrange accuracy and definition. Our Kevlar transducers reproduce even the subtlest nuance of the low-frequency realm without muddying the midrange.

*Continued on next page*



# TRUTH B3031A/B3030A

## What's with the funny-looking tweeter?

Ribbon tweeters bring a level of accuracy and sophistication to high-resolution studio monitors that was previously unattainable. They provide exceptionally wide horizontal dispersion (for a larger "sweet-spot"), while holding the vertical dispersion extremely tight. And since our ribbon transducer diaphragm is virtually weightless, it reacts instantaneously to changes in the high-frequency content. Now, not only do you hear the dulcet tones of a flute, you hear the breath flowing through it... You hear the wind chimes bouncing off each other... You can hear the fingernails on the nylon strings of a classical guitar...

Another reason why ribbon tweeters are so supremely accurate is their ability to reproduce frequencies far above our normal hearing range. Even though we can't hear these "ultrasonics," the lower harmonics they generate do affect the way we experience the stereo image. For instance, a 30 kHz signal is too high for us to hear, but we can hear its first sub-harmonic (15 kHz), second sub-harmonic (7.5 kHz), and third (3.75 kHz), etc. All these sub-harmonics combine with the primary sound to create stunning realism.



## Power to the People

It takes quite a bit more than just a "bulletproof" woofer and a high-tech ribbon tweeter stuck inside a fancy box to make a studio monitor of this class. It also takes power — and lots of it! But even more importantly, that power has to be matched to the individual high- and low-frequency transducers. While some of our competitors are content to stick whatever speakers they have on the shelf into haphazardly designed boxes and then strap on a one-size-fits-all amplifier package, we build every single component from the ground up.

We pack 225-Watts of bi-amped technology (including a time- and phase-corrected active crossover) into

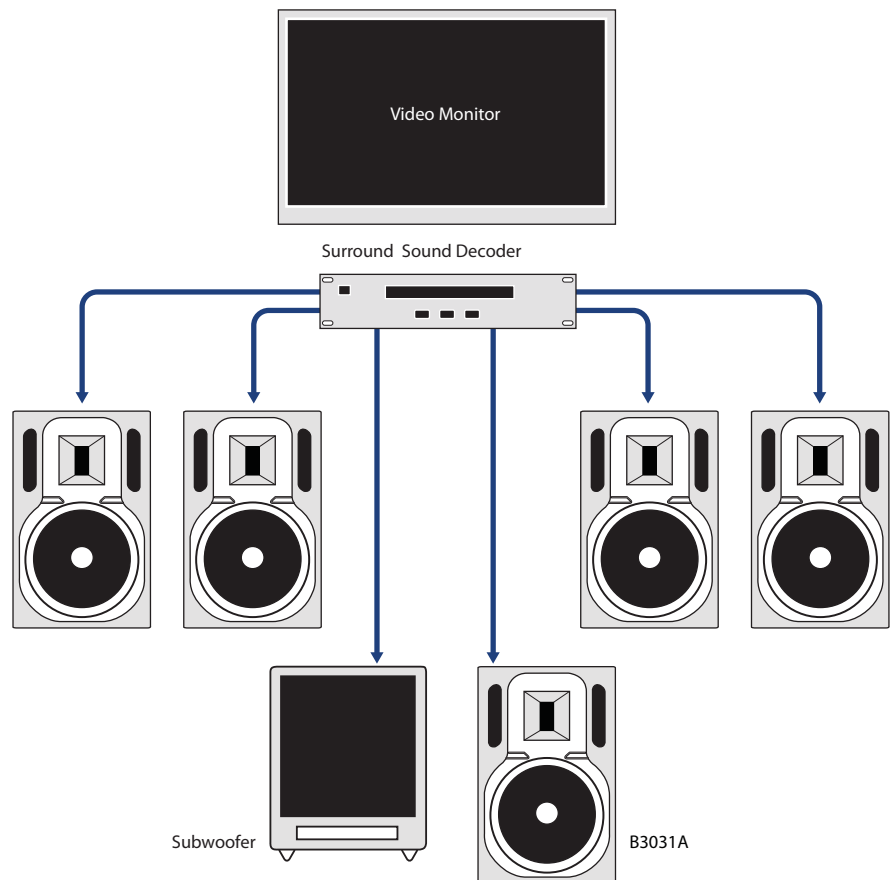
every B3031A (110-Watts for B3030A), ensuring that you have the enormous power reserves you'll need to drive them really hard.

## Designed to Work in Your Environment

The ideal environment for listening is a room that is "flat," neither too reflective (echoes) nor too absorptive (where the sound is muffled). But since all rooms are not the same acoustically, all TRUTH monitors come equipped to function in a wide variety of situations. Switches are provided to adapt the monitor's low- and high-frequency characteristics for optimal performance specific to your listening environment.

*Continued on next page*

## Surround Sound Setup



# TRUTH B3031A/B3030A

Placement is also critical. Ideally, all loudspeakers should be placed away from walls to ensure proper bass response. But fear not, B3030A/B3031A monitors feature Room Compensation switches so you can place them against walls, or even in corners. Walls tend to enhance low-frequency content, and corners exaggerate bass even more, but your TRUTH monitor can be custom-tailored to provide honest bass response for your situation, with the simple flick of a switch or two.

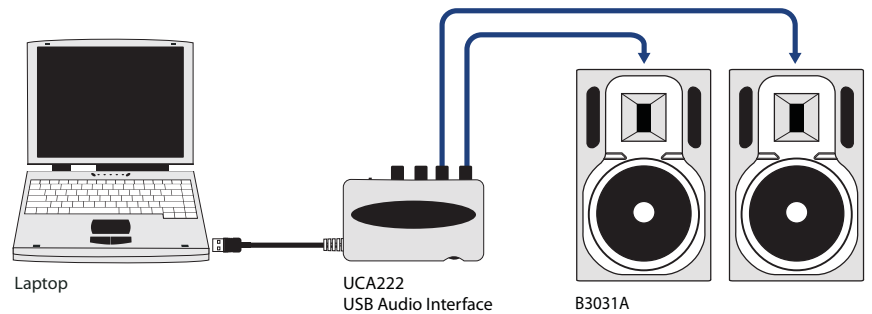
## Non-fatiguing, Wide "Sweet Spot"

While some of our competitor's studio monitors have a highly focused "sweet spot" (the optimal listening position for a pair of loudspeakers), our wave-guide is designed to create a much more generous, broader listening zone. That means you won't wear a hole in the carpet in that one spot where everything sounds great. You are free to move around inside the stereo image to find the ideal spot in the mix for subtle instrument or effects placement opportunities. You also won't suffer the ravages of "monitor-fatigue-syndrome," an ailment that comes from listening to harsh high-mids and treble content for hours on end. The new 2" velocity ribbon transducer, along with our proprietary wave-guide design, generates silky-smooth high-end that is non-fatiguing, even during those all-night mix-down sessions that can test your nerves.

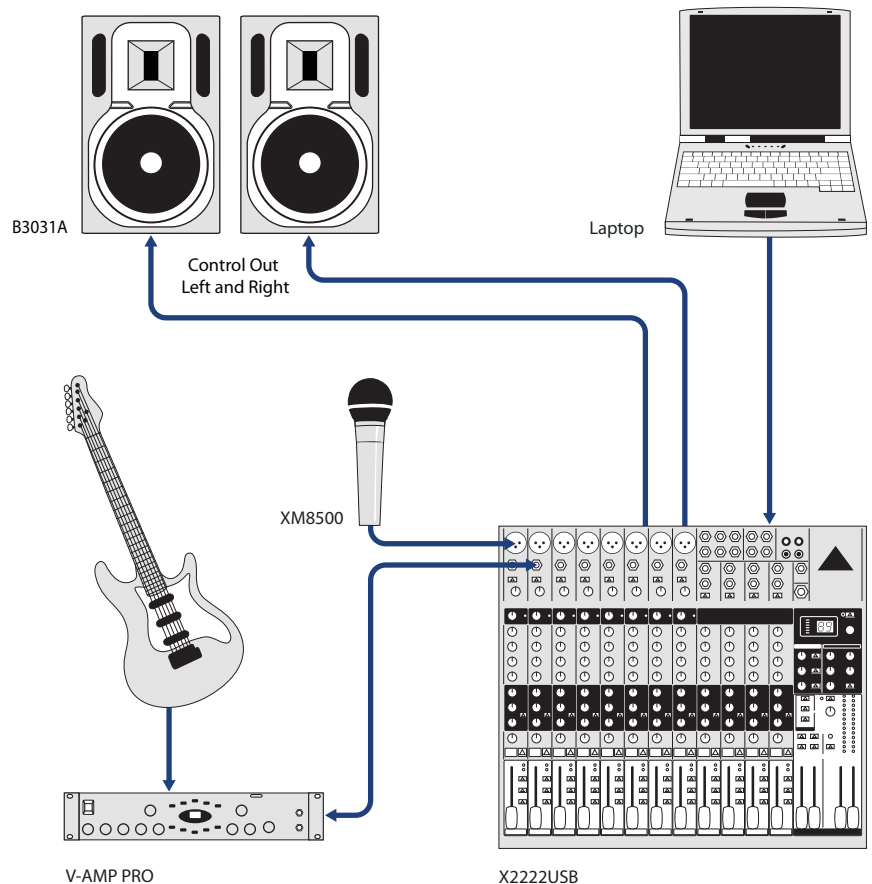
## Hearing is Believing

We could bore you to tears with all the technical jargon (if you really like that stuff, there's a special treat at the end), but hearing the TRUTH will make you a believer. From the "bulletproof" bass of its Kevlar woofer to the silky top-end of its ribbon transducer, we think you'll agree that nothing in this class outperforms the B3030A and B3031A monitors. Compare them to the competition and own BEHRINGER!

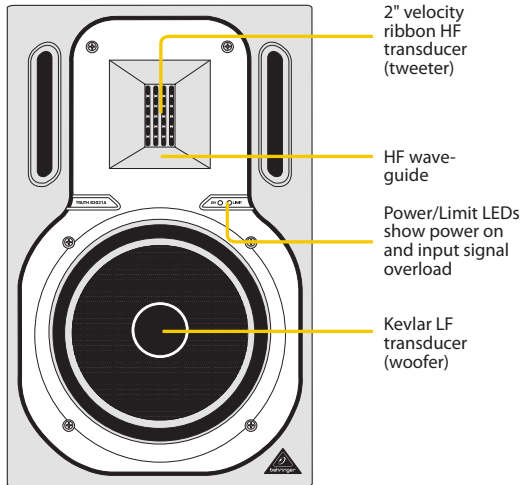
## Computer Setup



## Recording



# TRUTH B3031A/B3030A



2" velocity ribbon HF transducer (tweeter)

HF wave-guide

Power/Limit LEDs show power on and input signal overload

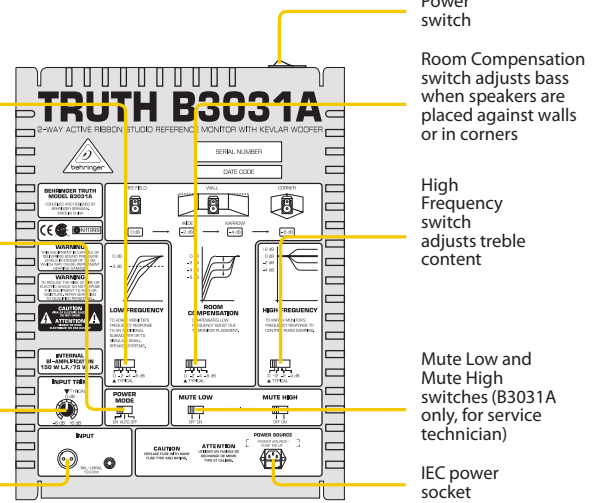
Kevlar LF transducer (woofer)

Low Frequency switch for use with subs or to simulate smaller speakers

Power Mode switch On/Off/Auto (B3031A only) - Auto mode puts system in standby until signal detected

Input Trim control sets volume level

Input accepts XLR and 1/4" TRS



Power switch

Room Compensation switch adjusts bass when speakers are placed against walls or in corners

High Frequency switch adjusts treble content

Mute Low and Mute High switches (B3031A only, for service technician)

IEC power socket

## SPECIFICATIONS

### B3031A/B3030A

#### Audio Inputs

XLR connector	servo-balanced input
1/4" TRS	servo-balanced input
Input impedance	10 kΩ
Input Trim	-6 dB to +6 dB
Max. input level	+22 dBu

#### TRANSDUCERS

##### B3031A

High-frequency driver	2" ribbon
Low-frequency driver	8 3/4" diameter Kevlar diaphragm

##### B3030A

High-frequency driver	2" ribbon
Low-frequency driver	6 3/4" diameter Kevlar diaphragm

#### AMPLIFIER OUTPUT POWER

##### Low-frequency range

##### B3031A

RMS @ 0.1 % THD (sine wave)	100 W @ 4 Ω
Peak power	150 W @ 4 Ω

##### B3030A

RMS @ 0.1 % THD (sine wave)	50 W @ 4 Ω
Peak power	75 W @ 4 Ω

##### High-frequency range

##### B3031A

RMS @ 0.1 % THD (sine wave)	30 W @ 6 Ω
Peak power	75 W @ 6 Ω

##### B3030A

RMS @ 0.1 % THD (sine wave)	25 W @ 6 Ω
Peak power	35 W @ 6 Ω

#### CROSSOVER

##### B3031A/B3030A

Type	active, 4 <sup>th</sup> order Linkwitz-Riley
Crossover frequency	3.6 kHz

#### SYSTEM SPECIFICATION

##### B3031A

Frequency response	50 Hz to 24 kHz
Sound pressure level	max. 116 dB SPL @ 1 m (pair)

##### B3030A

Frequency response	50 Hz to 24 kHz
Sound pressure level	max. 113 dB SPL @ 1 m (pair)

#### POWER SUPPLY

##### Voltage/Fuses

##### B3031A

100 - 120 V~, 50/60 Hz	T 5.0 A H 250 V
220 - 230 V~, 50/60 Hz	T 2.5 A H 250 V

##### B3030A

100 - 120 V~, 50/60 Hz	T 2.0 A H 250 V
220 - 230 V~, 50/60 Hz	T 1.6 A H 250 V

##### B3031A

Power consumption	max. 200 W
Mains connection	Standard IEC connector

##### B3030A

Power consumption	max. 110 W
Mains connection	Standard IEC connector

#### DIMENSIONS/WEIGHT

##### B3031A

Dimensions (HxWxD)	15.75 x 9.81 x 11.38" 400 x 250 x 290 mm
Weight	33 lbs/15 kg

##### B3030A

Dimensions (HxWxD)	12.50 x 8.40 x 8.33" 315 x 215 x 210 mm
Weight	22 lbs/10 kg

Please note these specifications are preliminary and conceptual in nature, and as such are subject to change as product development progresses. This information is supplied for market research purposes only and is not to be made public in any manner. This document is solely the property of The MUSIC Group, or one of its subsidiaries, and must be surrendered upon request of the owner.

For service, support or more information contact the BEHRINGER location nearest you:

**Europe** Tel.: +49 2154 9206 4149  
Fax: +49 2154 9206 4199

**USA/Canada** Tel.: +1 425 672 0816  
Fax: +1 425 673 7647

**Singapore** Tel.: +65 6845 1800  
Fax: +65 6214 0275

**Australia** Tel.: +61 03 9877 7170  
Fax: +61 03 9877 7870

**Japan** Tel.: +81 3 5281 1180  
Fax: +81 3 5281 1181

©2011 Red Chip Company Ltd. Technical specifications and appearance subject to change without notice. The information contained herein is correct at the time of printing. All trademarks are the property of their respective owners. BEHRINGER accepts no liability for any loss which may be suffered by any person who relies either wholly or in part upon any description, photograph or statement contained herein. 985-10000-00360

behringer.com



## Free Manuals Download Website

<http://myh66.com>

<http://usermanuals.us>

<http://www.somanuals.com>

<http://www.4manuals.cc>

<http://www.manual-lib.com>

<http://www.404manual.com>

<http://www.luxmanual.com>

<http://aubethermostatmanual.com>

Golf course search by state

<http://golfingnear.com>

Email search by domain

<http://emailbydomain.com>

Auto manuals search

<http://auto.somanuals.com>

TV manuals search

<http://tv.somanuals.com>