

Quick Start Guide

For more details on the full functionality of this product, see the product page on behringer.com and download the full manual.




CONCERT CDP2400USB


Enjoy the Sound of a Concert Grand - Play Straight Away with Included Piano Learning Software and USB Interface


EN


EN Important Safety Instructions





 Terminals marked with this symbol carry electrical current of sufficient magnitude to constitute risk of electric shock. Use only high-quality commercially-available speaker cables with ¼" TS plugs pre-installed. All other installation or modification should be performed only by qualified personnel.

 This symbol, wherever it appears, alerts you to the presence of uninsulated dangerous voltage inside the enclosure - voltage that may be sufficient to constitute a risk of shock.

 This symbol, wherever it appears, alerts you to important operating and maintenance instructions in the accompanying literature. Please read the manual.

 **Caution**
To reduce the risk of electric shock, do not remove the top cover (or the rear section). No user serviceable parts inside. Refer servicing to qualified personnel.

 **Caution**
To reduce the risk of fire or electric shock, do not expose this appliance to rain and moisture. The apparatus shall not be exposed to dripping or splashing liquids and no objects filled with liquids, such as vases, shall be placed on the apparatus.

 **Caution**
These service instructions are for use by qualified service personnel only. To reduce the risk of electric shock do not perform any servicing other than that contained in the operation instructions. Repairs have to be performed by qualified service personnel.

1. Read these instructions.
2. Keep these instructions.
3. Heed all warnings.
4. Follow all instructions.
5. Do not use this apparatus near water.
6. Clean only with dry cloth.
7. Do not block any ventilation openings. Install in accordance with the manufacturer's instructions.
8. Do not install near any heat sources such as radiators, heat registers, stoves, or other apparatus (including amplifiers) that produce heat.

9. Do not defeat the safety purpose of the polarized or grounding-type plug. A polarized plug has two blades with one wider than the other. A grounding-type plug has two blades and a third grounding prong. The wide blade or the third prong are provided for your safety. If the provided plug does not fit into your outlet, consult an electrician for replacement of the obsolete outlet.

10. Protect the power cord from being walked on or pinched particularly at plugs, convenience receptacles, and the point where they exit from the apparatus.

11. Use only attachments/accessories specified by the manufacturer.



12. Use only with the cart, stand, tripod, bracket, or table specified by the manufacturer, or sold with the apparatus. When a cart is used, use caution when moving the cart/apparatus combination to avoid

injury from tip-over.

13. Unplug this apparatus during lightning storms or when unused for long periods of time.

14. Refer all servicing to qualified service personnel. Servicing is required when the apparatus has been damaged in any way, such as power supply cord or plug is damaged, liquid has been spilled or objects have fallen into the apparatus, the apparatus has been exposed to rain or moisture, does not operate normally, or has been dropped.

15. The apparatus shall be connected to a MAINS socket outlet with a protective earthing connection.

16. Where the MAINS plug or an appliance coupler is used as the disconnect device, the disconnect device shall remain readily operable.



LEGAL DISCLAIMER

TECHNICAL SPECIFICATIONS AND APPEARANCES ARE SUBJECT TO CHANGE WITHOUT NOTICE AND ACCURACY IS NOT GUARANTEED. BEHRINGER IS PART OF THE MUSIC GROUP (MUSIC-GROUP.COM). ALL TRADEMARKS ARE THE PROPERTY OF THEIR RESPECTIVE OWNERS. MUSIC GROUP ACCEPTS NO LIABILITY FOR ANY LOSS WHICH MAY BE SUFFERED BY ANY PERSON WHO RELIES EITHER WHOLLY OR IN PART UPON ANY DESCRIPTION, PHOTOGRAPH OR STATEMENT CONTAINED HEREIN. COLORS AND SPECIFICATIONS MAY VARY FROM ACTUAL PRODUCT. MUSIC GROUP PRODUCTS ARE SOLD THROUGH AUTHORIZED FULLFILLERS AND RESELLERS ONLY. FULLFILLERS AND RESELLERS ARE NOT AGENTS OF

MUSIC GROUP AND HAVE ABSOLUTELY NO AUTHORITY TO BIND MUSIC GROUP BY ANY EXPRESS OR IMPLIED UNDERTAKING OR REPRESENTATION. THIS MANUAL IS COPYRIGHTED. NO PART OF THIS MANUAL MAY BE REPRODUCED OR TRANSMITTED IN ANY FORM OR BY ANY MEANS, ELECTRONIC OR MECHANICAL, INCLUDING PHOTOCOPYING AND RECORDING OF ANY KIND, FOR ANY PURPOSE, WITHOUT THE EXPRESS WRITTEN PERMISSION OF MUSIC GROUP IP LTD.

ALL RIGHTS RESERVED.

© 2011 MUSIC Group IP Ltd.

Trident Chambers, Wickhams Cay, P.O. Box 146, Road Town, Tortola, British Virgin Islands

LIMITED WARRANTY

§ 1 Warranty

① This limited warranty is valid only if you purchased the product from a MUSIC Group Authorized Reseller in the country of purchase. A list of authorized resellers can be found on BEHRINGER's website behringer.com under "Where to Buy", or you can contact the MUSIC Group office closest to you.

② MUSIC Group* warrants the mechanical and electronic components of this product to be free of defects in material and workmanship if used under normal operating conditions for a period of one (1) year from the original date of purchase (see the Limited Warranty terms in § 4 below), unless a longer minimum warranty period is mandated by applicable local laws. If the product shows any defects within the specified warranty period and that defect is not excluded under § 4, MUSIC Group shall, at its discretion, either replace or repair the product using suitable new or reconditioned product or parts. In case MUSIC Group decides to replace the entire product, this limited warranty shall apply to the replacement product for the remaining initial warranty period, i.e., one (1) year (or otherwise applicable minimum warranty period) from the date of purchase of the original product.

③ Upon validation of the warranty claim, the repaired or replacement product will be returned to the user freight prepaid by MUSIC Group.

④ Warranty claims other than those indicated above are expressly excluded.

PLEASE RETAIN YOUR SALES RECEIPT. IT IS YOUR PROOF OF PURCHASE COVERING YOUR LIMITED WARRANTY. THIS LIMITED WARRANTY IS VOID WITHOUT SUCH PROOF OF PURCHASE.

§ 2 Online registration

Please do remember to register your new BEHRINGER equipment right after your purchase at behringer.com under "Support" and kindly read the terms and conditions of our limited warranty carefully. Registering your purchase and equipment with us helps us process your repair claims quicker and more efficiently. Thank you for your cooperation!

§ 3 Return materials authorization

① To obtain warranty service, please contact the retailer from whom the equipment was purchased. Should your MUSIC Group Authorized Reseller not be located in your vicinity, you may contact the MUSIC Group Authorized Fulfiller for your country listed under "Support" at behringer.com. If your country is not listed, please check if your problem can be dealt with by our "Online Support" which may also be found under "Support" at behringer.com. Alternatively, please submit an online warranty claim at behringer.com BEFORE returning the product. All inquiries must be accompanied by a description of the problem and the serial number of the product. After verifying the product's warranty eligibility with the original sales receipt, MUSIC Group will then issue a Return Materials Authorization ("RMA") number.

② Subsequently, the product must be returned in its original shipping carton, together with the return authorization number to the address indicated by MUSIC Group.

③ Shipments without freight prepaid will not be accepted.

§ 4 Warranty Exclusions

① This limited warranty does not cover consumable parts including, but not limited to, fuses and batteries. Where applicable, MUSIC Group warrants the valves or meters contained in the product to be free from defects in material and workmanship for a period of ninety (90) days from date of purchase.

② This limited warranty does not cover the product if it has been electronically or mechanically modified in any way. If the product needs to be modified or adapted in order to comply with applicable technical or safety standards on a national or local level, in any country which is not the country for which the product was originally developed and manufactured, this modification/adaptation shall not be considered a defect in materials or workmanship. This limited warranty does not cover any such modification/adaptation, regardless of whether it was carried out properly or not. Under the terms of this limited warranty, MUSIC Group shall not be held responsible for any cost resulting from such a modification/adaptation.

③ This limited warranty covers only the product hardware. It does not cover technical assistance for hardware or software usage and it does not cover any software products whether or not contained in the product. Any such software is provided "AS IS" unless expressly provided for in any enclosed software limited warranty.

④ This limited warranty is invalid if the factory-applied serial number has been altered or removed from the product.

⑤ Free inspections and maintenance/repair work are expressly excluded from this limited warranty, in particular, if caused by improper handling of the product by the user. This also applies to defects caused by normal wear and tear, in particular, of faders, crossfaders, potentiometers, keys/buttons, guitar strings, illuminants and similar parts.

⑥ Damage/defects caused by the following conditions are not covered by this limited warranty:

- improper handling, neglect or failure to operate the unit in compliance with the instructions given in BEHRINGER user or service manuals;
- connection or operation of the unit in any way that does not comply with the technical or safety regulations applicable in the country where the product is used;
- damage/defects caused by acts of God/Nature (accident, fire, flood, etc) or any other condition that is beyond the control of MUSIC Group.

⑦ Any repair or opening of the unit carried out by unauthorized personnel (user included) will void the limited warranty.

⑧ If an inspection of the product by MUSIC Group shows that the defect in question is not covered by the limited warranty, the inspection costs are payable by the customer.

⑨ Products which do not meet the terms of this limited warranty will be repaired exclusively at the buyer's expense. MUSIC Group or its authorized service center will inform the buyer of any such circumstance. If the buyer fails to submit a written repair order within 6 weeks after notification, MUSIC Group will return the unit C.O.D. with a separate invoice for freight and packing. Such costs will also be invoiced separately when the buyer has sent in a written repair order.

⑩ MUSIC Group Authorized Resellers do not sell new products directly in online auctions. Purchases made through an online auction are on a "buyer beware" basis. Online auction confirmations or sales receipts are not accepted for warranty verification and MUSIC Group will not repair or replace any product purchased through an online auction.

§ 5 Warranty transferability

This limited warranty is extended exclusively to the original buyer (customer of authorized reseller) and is not transferable to anyone who may subsequently purchase this product. No other person (reseller, etc.) shall be entitled to give any warranty promise on behalf of MUSIC Group.

§ 6 Claim for damage

Subject only to the operation of mandatory applicable local laws, MUSIC Group shall have no liability to the buyer under this warranty for any consequential or indirect loss or damage of any kind. In no event shall the liability of MUSIC Group under this limited warranty exceed the invoiced value of the product.

§ 7 Limitation of liability

This limited warranty is the complete and exclusive warranty between you and MUSIC Group. It supersedes all other written or oral communications related to this product. MUSIC Group provides no other warranties for this product.

§ 8 Other warranty rights and national law

① This limited warranty does not exclude or limit the buyer's statutory rights as a consumer in any way.

② The limited warranty regulations mentioned herein are applicable unless they constitute an infringement of applicable mandatory local laws.

③ This warranty does not detract from the seller's obligations in regard to any lack of conformity of the product and any hidden defect.

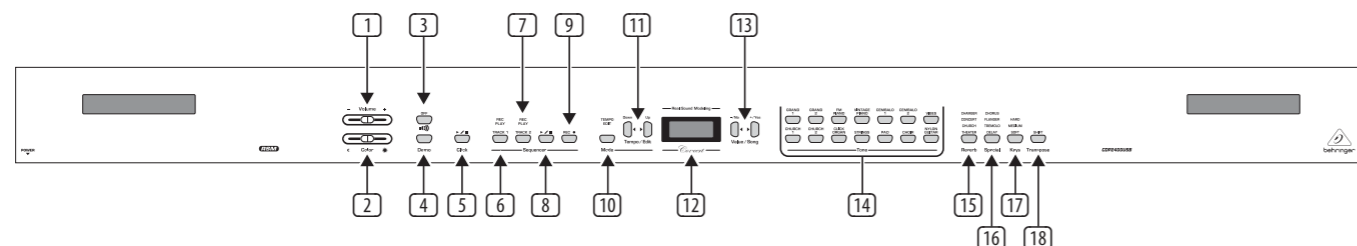
§ 9 Amendment

Warranty service conditions are subject to change without notice. For the latest warranty terms and conditions and additional information regarding MUSIC Group's limited warranty, please see complete details online at behringer.com.

* MUSIC Group Macao Commercial Offshore Limited of Rue de Pequim No. 202-A, Macau Finance Centre 9/J, Macau, including all MUSIC Group companies

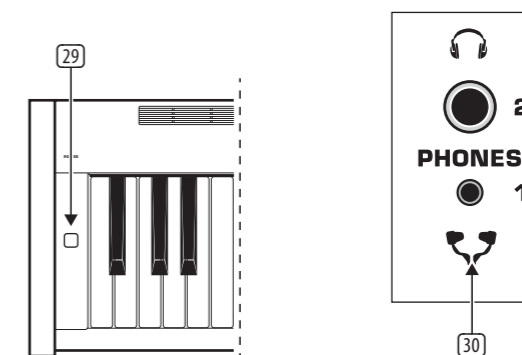
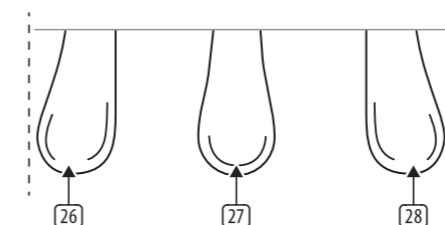
CONCERT CDP2400USB Controls

EN Controls



- 1 VOLUME:** is used to adjust the volume of the built-in loudspeakers and headphone outputs.
- 2 COLOR:** Varies the sound character from soft (left) to bright (right).
- 3 SPEAKERS OFF:** Switches the built-in loudspeakers on and off. The MUTE LED lights up only when the built-in loudspeakers are switched off.
- 4 DEMO:** Enables/disables DEMO mode.
- 5 CLICK:** Is used to start/stop the metronome click.
- 6 TRACK 1:** Selects track 1 for playback or recording. The REC LED lights up when the track has been activated for recording. The PLAY LED lights up when the track has been set for playback and already contains musical data.
- 7 TRACK 2:** Selects track 2 for playback or recording. The REC LED lights up when the track has been activated for recording. The PLAY LED lights up when the track has been set for playback and already contains musical data.
- 8** Is used to start/stop playback or recording of the music sequencer.
- 9 REC:** Activates record mode.
- 10 MODE:** Selects the TEMPO parameter and menu pages for EDIT mode. The EDIT MODE LED shows in EDIT mode, the TEMPO LED in TEMPO mode.
- 11 Down/Up:** Depending on which mode you have selected with the MODE button, these two buttons can be used to enter the tempo or to scroll through the EDIT mode menu pages.
- 12 Display:** Depending on the function used, the display reads the tempo, menu numbers or parameter values.
- 13 -/NO, +/YES:** Is used to raise/lower the parameter values shown in the display. Additionally, the +/YES button executes certain EDIT functions.
- 14 TONE:** These 14 buttons are used for sound selection. In DEMO mode they are used to select individual sound color demos.

- 15 REVERB:** Selects one of four room effects (CHAMBER, CONCERT, CHURCH, THEATER) for the selected sound. An LED shows which effect is currently active. If no LED lights up, no room effect is active.
- 16 SPECIAL:** Is used to select one of four modulation effects (CHORUS, FLANGER, TREMOLO, DELAY) for the selected sound. An LED shows which effect is currently active. If no LED lights up, no modulation effect is active.
- 17 KEYS:** Is used to set the key velocity to SOFT, MEDIUM or HARD. An LED shows which setting is currently active. If no LED lights up, no key velocity has been selected and playing a key always triggers a fixed volume level, irrespective of how hard you play the key.
- 18 TRANSPOSE:** Is used for setting keyboard/pitch transposition.
- 19 MIC IN:** Connect a dynamic or condenser microphone to this input using a standard XLR cable. The jack automatically supplies 15V of phantom power. Adjust the input sensitivity with the adjacent GAIN control.
- 20 AUX IN:** Connect external sound sources such as a CD or MP3 player using a 1/8" plug.
- 21 LINE IN:** Connect external sound sources such as CD players, mixers or drum machines using RCA cables.
- 22 LINE OUT:** Connect the CDP2400USB to an external sound system or recording device using RCA cables.
- 23 PEDALS:** Connect the foot pedals of the CDP2400USB to this jack using the included 5-pin cable.
- 24 MIDI:** Connect external devices such as synthesizers, sequencers, etc. to the CDP2400USB's using 5-pin DIN cables (MIDI cables). MIDI IN receives data that controls the CDP2400USB's internal sound generator. MIDI OUT sends controlling data from the CDP2400USB's keys and pedals to other MIDI devices. MIDI THRU transmits data from the MIDI IN jack to other MIDI devices without altering the data.



- 25 USB:** Connect the CDP2400USB to a computer using a type B USB connector. This connection will transmit both the audio from the internal sound generator as well as MIDI data. You may use this to record performances or control software on your computer via MIDI.
- 26 Soft/Piano pedal:** Use this to reduce the volume of a particular passage.
- 27 Sostenuto pedal:** This pedal sustains notes that allow distinct advantages:
- Play a note or chord on the keys
 - While holding the note(s), press the sostenuto pedal
 - Notes played before the pedal was pressed will continue to sustain, while those played after the pedal was pressed decay normally
- 28 Damper/Forte pedal:** All notes sustain when the damper/forte pedal is pressed, even if you release the key(s).
- 29 Power:** Press this button to turn the CDP2400USB on and off.
- 30 HEADPHONE JACKS.**

For more details on the full functionality of this product, see the product page on behringer.com and download the full manual.

EN Specifications


Keyboard	
88 weighted keys with hammer action (A-1 to C7)	
Sound generation	
RSM (Real Sound Modeling) dynamic stereo sampling	
Polyphony	
64 notes max.	
Sounds	
14	
Effects	
Room Effects	4 types (CHAMBER, CONCERT, CHURCH, THEATER)
Modulation effects	4 types (CHORUS, FLANGER, TREMOLO, DELAY)
Sequencer	
Type	2-track
Memory	1 Song, approx. 10,000 notes
Pedals	
3 (soft-, sostenuto-, damper)	
MIC IN	
Connector	XLR, balanced
Phantom Power	15V
AUX IN	
Connector	1/8" TRS jack
LINE IN	
Connectors	RCA jacks, unbalanced
Impedance	approx. 10 kΩ
LINE OUT	
Connectors	RCA, unbalanced
Impedance	approx. 100 Ω, unbalanced
Max. output level	+7 dBu
Phones	
Connectors	1/4" TRS jack, 1/8" TRS jack
Max. output level	+13 dBu/120mW @ 100 Ω load
MIDI	
Connectors	IN, OUT, THRU
USB	
Connector	Type B
Converter	16-bit
Sample Rate	48 kHz
MIDI	IN, OUT
Audio	Stereo In/Out
Amplifier	
Output power	2 x 40 W
Power Supply	
Mains voltages and fuse values	100 - 120 V~, 50/60 Hz T 2,50 A H 250 V 220 - 230 V~, 50/60 Hz T 1,25 A H 250 V Power consumption approx. 135 W
Dimensions / Weight	
Dimensions (H x W x D)	approx. 880 x 1,405 x 525 mm approx. 34.65" x 55.31" x 20.67"
Weight	approx. 68.8 kg approx. 151.7 lbs

Other important information

EN Important information

- 1. Register online.** Please register your new MUSIC Group equipment right after you purchase it by visiting behringer.com. Registering your purchase using our simple online form helps us to process your repair claims more quickly and efficiently. Also, read the terms and conditions of our warranty, if applicable.
- 2. Malfunction.** Should your MUSIC Group Authorized Reseller not be located in your vicinity, you may contact the MUSIC Group Authorized Fulfiller for your country listed under "Support" at behringer.com. Should your country not be listed, please check if your problem can be dealt with by our "Online Support" which may also be found under "Support" at behringer.com. Alternatively, please submit an online warranty claim at behringer.com BEFORE returning the product.
- 3. Power Connections.** Before plugging the unit into a power socket, please make sure you are using the correct mains voltage for your particular model. Faulty fuses must be replaced with fuses of the same type and rating without exception.

FEDERAL COMMUNICATIONS COMMISSION COMPLIANCE INFORMATION



Responsible Party Name: **MUSIC Group Services US Inc.**
Address: **18912 North Creek Parkway,
Suite 200 Bothell, WA 98011,
USA**
Phone/Fax No.: **Phone: +1 425 672 0816
Fax: +1 425 673 7647**

CONCERT CDP2400USB

complies with the FCC rules as mentioned in the following paragraph:

This equipment has been tested and found to comply with the limits for a Class B digital device, pursuant to part 15 of the FCC Rules. These limits are designed to provide reasonable protection against harmful interference in a residential installation. This equipment generates, uses and can radiate radio frequency energy and, if not installed and used in accordance with the instructions, may cause harmful interference to radio communications. However, there is no guarantee that interference will not occur in a particular installation. If this equipment does cause harmful interference to radio or television reception, which can be determined by turning the equipment off and on, the user is encouraged to try to correct the interference by one or more of the following measures:

- Reorient or relocate the receiving antenna
- Increase the separation between the equipment and receiver
- Connect the equipment into an outlet on a circuit different from that to which the receiver is connected
- Consult the dealer or an experienced radio/TV technician for help

This device complies with Part 15 of the FCC rules. Operation is subject to the following two conditions:

- (1) this device may not cause harmful interference, and
- (2) this device must accept any interference received, including interference that may cause undesired operation.

Important information:

Changes or modifications to the equipment not expressly approved by MUSIC Group can void the user's authority to use the equipment.



We Hear You

Free Manuals Download Website

<http://myh66.com>

<http://usermanuals.us>

<http://www.somanuals.com>

<http://www.4manuals.cc>

<http://www.manual-lib.com>

<http://www.404manual.com>

<http://www.luxmanual.com>

<http://aubethermostatmanual.com>

Golf course search by state

<http://golfingnear.com>

Email search by domain

<http://emailbydomain.com>

Auto manuals search

<http://auto.somanuals.com>

TV manuals search

<http://tv.somanuals.com>