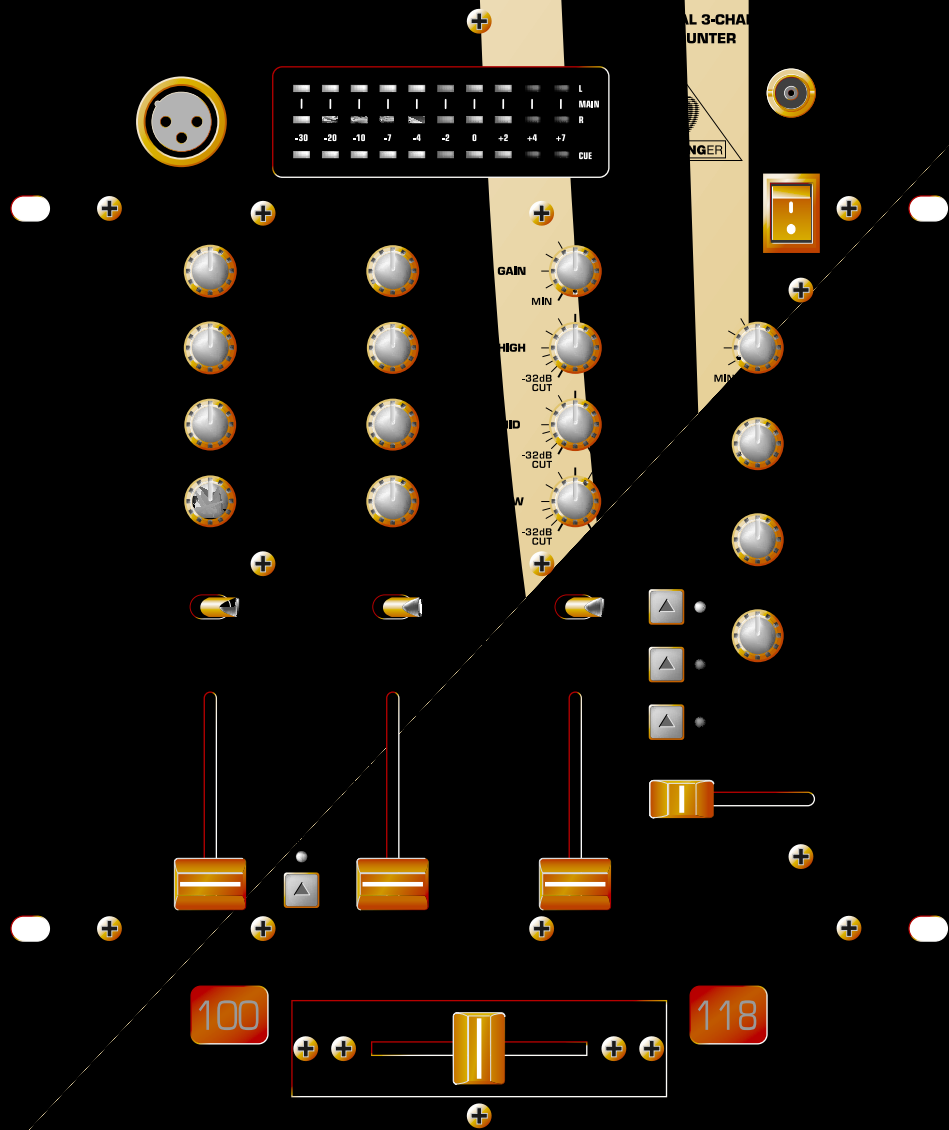


# User's Manual

ENGLISH



# PRO MIXER DX626

---

## SAFETY INSTRUCTIONS



CAUTION:

WARNING:



# PRO MIXER

**Professional 3-channel DJ Mixer with BPM Counter**

- ▲ Intelligent dual auto-BPM counter
- ▲ Super-smooth dual-rail “Ultraglide” crossfader with up to 500,000 life cycles
- ▲ Three dual input stereo channels with gain and 3-band kill EQ (-32 dB)
- ▲ One channel additionally switchable to studio-grade ULN microphone input
- ▲ Manual talkover function
- ▲ PFL function with master/PFL mix option
- ▲ Peak-hold level meter with dedicated PFL bargraph
- ▲ Master, booth and tape outputs
- ▲ BNC gooseneck lamp socket
- ▲ Gold-plated cinch sockets for excellent audio quality
- ▲ Super-rugged construction ensures long life, even under the most demanding conditions
- ▲ Manufactured under ISO9000 certified management system

DX626

# PRO MIXER DX626

## FOREWORD




*U. J.*


## TABLE OF CONTENTS

|                           |   |
|---------------------------|---|
| 1. INTRODUCTION .....     | 4 |
| 2. CONTROL ELEMENTS ..... | 5 |
| 3. SPECIFICATIONS .....   | 7 |
| 4. WARRANTY .....         | 8 |


## 1. INTRODUCTION

 This manual first describes the terminology used, so that you can fully understand the DX626 and its functions. Please read the manual carefully and keep it for future reference.

### 1.1 Before you begin

 If the unit is damaged, please do NOT return it to BEHRINGER, but notify your dealer and the shipping company immediately. Otherwise claims for damage or replacement may not be granted.

### WARNING!

 We would like to point out that high volume may damage your hearing and/or your headphones. Please turn the MASTER control all the way to the left before turning on the device. Always make sure that the appropriate volume is set.

## 2. CONTROL ELEMENTS

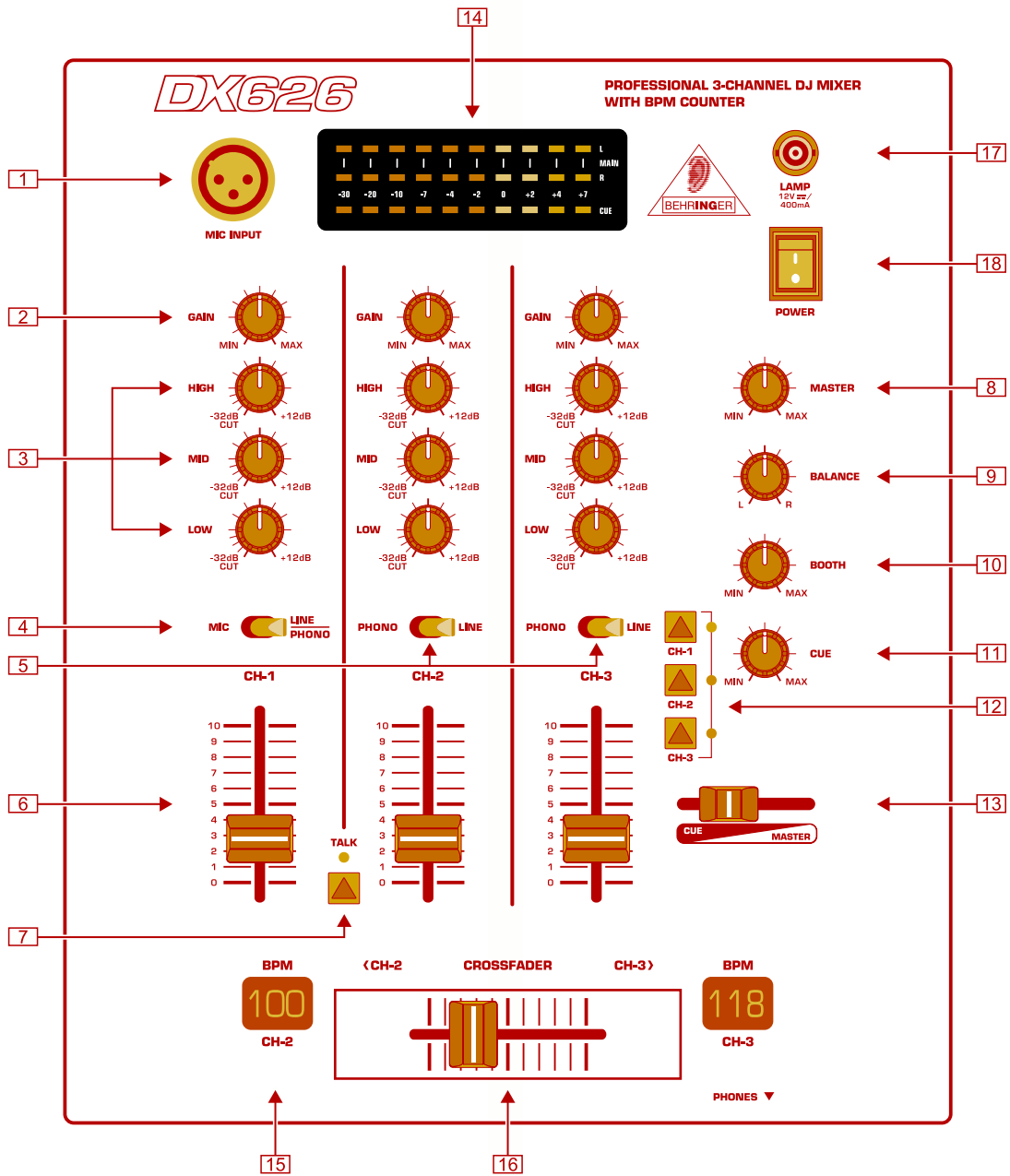


Fig. 2.1: The PRO MIXER DX626's front panel

### 2.1 Front panel

- 1 MIC INPUT
- 2 GAIN
- 3 LOW

HIGH, MID

- 4 MIC/LINE-PHONO

21

- 5 PHONO/LINE

The total level also depends on the EQ setting. Thus, you should adjust the equalizer before regulating the level with the GAIN control.

Never connect devices with line level to the highly sensitive phono inputs! The output level of phono pick-up systems is measured in millivolts, whereas CD players and tape decks have levels measured in volts, i.e. the level from line signals is up to 100 times higher than that of the phono inputs.

# PRO MIXER DX626

6 CHANNEL  
7 TALK TALK

8 MASTER 27  
9 BALANCE  
10 BOOTH 26  
11 CUE

The PFL signal is your headphones signal. It enables you to preview music without affecting the MASTER signal. The headphone channel signal is taken pre-fader (PFL=Pre-Fader Listening).

12 CH-1 CH-2 CH-3,

13 MASTER/CUE

14

15

16 CROSSFADER

17

18 POWER

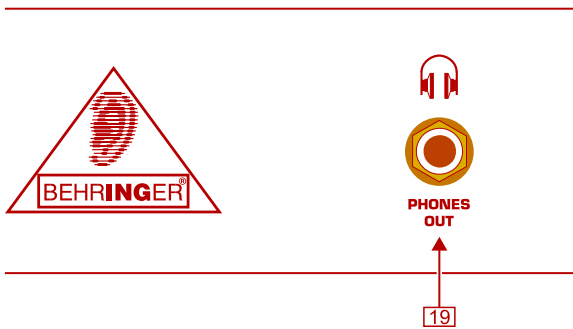


Fig. 2.2: Headphones connector

19 HEADPHONES

## 2.2 Rear panel

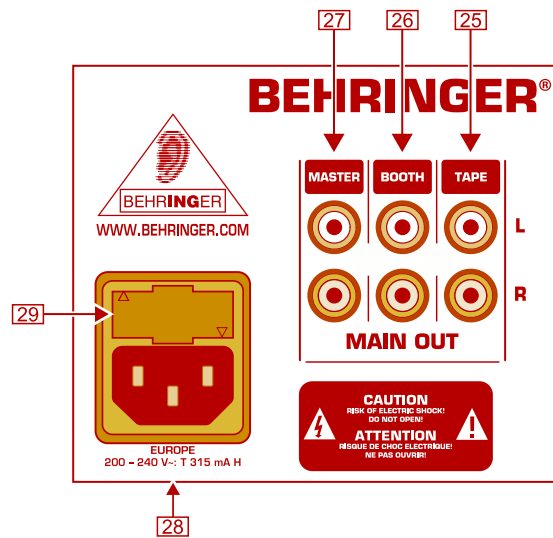
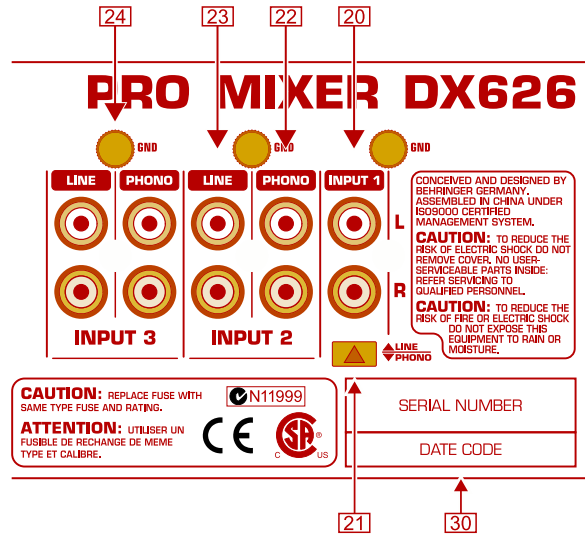


Fig. 2.3: The DX626 rear connectors

20 INPUT 1

21 PHONO/LINE

22 PHONO

23 LINE


24 GND

25 TAPE

4

26 BOOTH

27 MASTER

 Always turn the power amps on last to avoid inrush currents that can easily damage your speakers. And, to avoid sudden and unpleasant surprises for your ears, make sure there is no signal at the DX626 before turning on the power amps. To be sure, slide all the faders to the bottom and switch all controls to zero.

28

29

30 SERIAL NUMBER

## 3. SPECIFICATIONS

### AUDIO INPUTS

### AUDIO OUTPUTS

$\Omega$

### EQUALIZER (+/-8 dB)

### TALKOVER BUTTON (MIC)

### LAMP (BNC)

### GENERAL

### POWER SUPPLY

T 500 mA H  
T 315 mA H

### DIMENSIONS/WEIGHT

BEHRINGER makes every effort to ensure the highest standard of quality. Necessary modifications are carried out without notice. Thus, the specifications and design of the device may differ from the information given in this manual.

# PRO MIXER DX626

---

## 4. WARRANTY

§ 1 WARRANTY CARD/ONLINE REGISTRATION

§ 2 WARRANTY

§ 3 RETURN AUTHORIZATION NUMBER

BEFORE

§ 4 WARRANTY REGULATIONS

§ 5 WARRANTY TRANSFERABILITY

§ 6 CLAIM FOR DAMAGES

§ 7 OTHER WARRANTY RIGHTS AND NATIONAL LAW



## Free Manuals Download Website

<http://myh66.com>

<http://usermanuals.us>

<http://www.somanuals.com>

<http://www.4manuals.cc>

<http://www.manual-lib.com>

<http://www.404manual.com>

<http://www.luxmanual.com>

<http://aubethermostatmanual.com>

Golf course search by state

<http://golfingnear.com>

Email search by domain

<http://emailbydomain.com>

Auto manuals search

<http://auto.somanuals.com>

TV manuals search

<http://tv.somanuals.com>