

FC-5

Wireless Remote

Quick Overview

The FC-5 Wireless Remote provides simple wireless triggering of the products listed below. You have the option of selecting one of four frequencies for optimum performance.

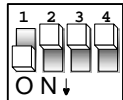
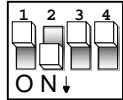
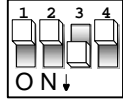
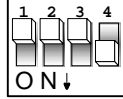
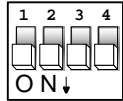
Model & Description

B-250 Lil' Bubbler
 SM-75 Mini Snow Machine
 FX-800 700 watt fogger
 F-1250 1200 watt fogger

Model & Description

B-550 Bubble Machine
 F-650 Hurricane fogger
 F-1050 1000 watt fogger
 F-1700 1700 watt fogger

Other models may also be supported; please check your particular device's manual to determine if the FC-5 can be used.

Frequency	Dipswitch Settings	Notes
1		
2		
3		
4		
ALL		All frequencies will be enabled for triggering on the remote.



Connect receiver into the remote controller input of your device.



Each button corresponds to a particular dipswitch setting as referenced in the table above.

Note!
 If you have more than one receiver, you can assign the same frequency to all receivers for combined fogger triggering.

If you have misplaced the User's Manual for the fixture you are attempting to control, you can locate it by visiting WWW.CHAUVETLIGHTING.COM

Free Manuals Download Website

<http://myh66.com>

<http://usermanuals.us>

<http://www.somanuals.com>

<http://www.4manuals.cc>

<http://www.manual-lib.com>

<http://www.404manual.com>

<http://www.luxmanual.com>

<http://aubethermostatmanual.com>

Golf course search by state

<http://golfingnear.com>

Email search by domain

<http://emailbydomain.com>

Auto manuals search

<http://auto.somanuals.com>

TV manuals search

<http://tv.somanuals.com>