

SILVERADO

2006



CHEVROLET



Silverado 1500 LT Crew Cab, shown in Sandstone Metallic with the VortecMAX Performance Package.

SILVERADO

2006

BUILT TO AN EVEN HIGHER STANDARD.

The challenge: How to improve upon the most dependable, longest-lasting full-size pickups on the road?*

The answer: Add a 6.0L 345 horsepower VortecMAX V8 engine that produces 380 lb.-ft. of torque. Build the first full-size hybrid pickup. With another first in its class – the enhanced available Allison 1000 series six-speed automatic transmission that's mated with either the upgraded-for-2006 Duramax 6600 Diesel V8, now boasting up to 650 lb.-ft. of torque, or Vortec 8100 V8 engines. With a new, boldly styled power dome hood line on the 1500 Series. In short – the 2006 family of Chevy Silverado pickups are built on a rock-solid foundation, which was used to set an even higher standard for full-size pickups today – and down the road. Chevrolet. For All Life's Roads.

*Dependability based on longevity; 1981-July 2004 full-size light-duty pickup registrations, including chassis cabs. Excludes other GM divisions.

CHEVROLET



FOR ALL LIFE'S ROADS

For more information about Silverado
visit our Web site at silverado.gmcanada.com

03

SILVERADO

1500 CREW CAB



1500 CREW CAB

Silverado 1500 LT Crew Cab, shown in Black with a 5 ft. 8 in. short box and Z71 Off-Road Suspension Package.

Download from Www.Somanuals.com. All Manuals Search And Download.

WE TURNED YOUR REQUIREMENTS INTO OUR SPECIFICATIONS.

It's a whole new ball game. No longer is a Crew Cab exclusively a utilitarian work truck. The Silverado 1500 Crew Cab changed all that. It's the truck with a spacious and comfortable six-passenger cab. And easy access through four wide-opening, front-hinged full-size doors. And the driveability of a half-ton pickup. And for 2006, the new Cheyenne Edition makes the comfort of a Silverado Crew Cab even more affordable and still extremely powerful, with its standard 285 hp Vortec 4800 V8. No question: it's a different brand of Crew Cab altogether: the Silverado 1500 Crew Cab.



SILVERADO

1500 CREW CAB INTERIOR

BETTER KNOWN AS THE FAMILY CAB.

The most rugged family-oriented vehicles on the road today just happen to be pickups: the Silverado 1500 Crew Cab and its heavy-duty sibling, the 1500HD with the 6 ft. 6 in. box and the 300 horsepower Vortec 6000 V8. These are two trucks with serious hauling capabilities on top of six-passenger seating. And the ability to be so much more, thanks to the added luxury of the available heated front bucket seats with leather inserts. Add the enjoyment provided by the available rear DVD entertainment system and you have fun for the whole family. The 1500 and 1500 HD Crew Cabs.

KEY FEATURES:

- 40/20/40 front split-bench seat with Custom cloth, standard on LS
- Front bucket seats with centre floor console, storage compartment, cupholders and armrests, available on LS
- Power 8-way heated front bucket seats plus power lumbar and leather inserts, standard on LT
- 60/40 split fold-down rear seat
- Dual-zone climate controls
- Available rear-seat DVD entertainment system
- Available power sliding sunroof.





Silverado 1500 LT Crew Cab interior, shown in Dark Charcoal with 8-way power heated front bucket seats and leather seat inserts.

SILVERADO

1500 EXTENDED CAB

**NO MATTER WHICH PACKAGE YOU CHOOSE,
IT ONLY COMES IN EXTRA STRENGTH.**

Strength – it defines Silverado. At the foundation of every Silverado is a three-piece modular frame that delivers an outstanding strength-to-weight ratio, thanks to its use of a hydroformed-steel front section. But with Silverado Extended Cab, that's only the starting point. Then choose the configuration, model, powertrain and trim level that best fits your priorities. For 2006, you get even more choice, with a new available 5 ft. 8 in. short box and a new, available Performance Edition that features the 345 horsepower 6.0L VortecMAX V8 engine and beefy 20-in. wheels. All built with the strength and dependability that Chevy's famous for.

1500 EXTENDED CAB

Silverado 1500 LT Extended Cab 5 ft. 8 in. short box, shown in Silver Birch Metallic with available Z71 Off-Road Package.

Search And Download.



SILVERADO

1500 EXTENDED CAB INTERIOR

A WARM WELCOME AWAITS YOU.

Step inside the Silverado 1500 Extended Cab and you'll immediately notice that this supremely capable pickup is also tremendously well appointed. That point is really driven home by the advanced comfort of the LT's standard heated front bucket seats with 8-way power adjusters. But no matter which model you choose, dual-zone climate controls are standard. As is the fold-down storage armrest on LS models, in addition to the mini overhead console that's standard on LS and LT. Getting warmer in your search for a new pickup?

KEY FEATURES:

- 40/20/40 front split-bench seat with Custom cloth on LS
- Full-feature heated front bucket seats with leather inserts and power 8-way seat adjusters on LT
- Front centre floor console with storage compartment, cupholders and armrest with front bucket seats standard on LT, available on LS
- Fold-up rear seat provides additional storage
- Dual-zone climate controls
- Comprehensive Driver Information Centre.



The driver and front passenger in Extended and Crew Cab models can choose their own preferred temperature settings, thanks to the standard dual-zone climate control system. Available on Regular Cab models.



The available power sliding sunroof adds to the Extended Cab's feeling of openness. It can be fully opened or set to the vent position. A retractable shade is also included.





Silverado 1500 LS Extended Cab Custom cloth interior, shown in Tan with available features.

SILVERADO

1500 CONTROLS

IS YOUR TRUCK TRYING TO TELL YOU SOMETHING?

That old adage that an ounce of prevention is worth a pound of cure applies to Silverado's comprehensive, standard Driver Information Centre. This multi-language display on the instrument panel keeps you up to date on the status of numerous important vehicle functions, including when an oil change is required. Also included is an engine hour meter. Together, these indicators help you assess the state of your Silverado to make sure all is operating as it should.

KEY FEATURES:

- Full analogue instrumentation including tachometer
- Coolant temperature and oil pressure gauges
- Engine hour meter
- CD player on LS, LT and SS models
- Personalization of comfort, convenience and safety features on LT and SS models using the steering wheel controls
- Steering wheel audio controls on LS and LT models
- OnStar with one-year of the Safe & Sound Plan is standard on LT models, available on LS, SS and Hybrid models.



The standard Driver Information Centre monitors numerous vehicle operating systems – everything from low fluid levels to the status of the engine, transmission and brakes. It warns you of possible transmission overheating problems, and even tells you when it's time to change the engine's oil.





The Silverado instrument panel relays the status of everything from the coolant temperature to engine rpm via its analogue gauge cluster. LT instrument panel shown.

SILVERADO

SS



SILVERADO SS

Silverado SS, shown in Black with available 20-in. chromed-finish aluminum wheels

Download from www.Somanuals.com. All Manuals Search And Download.



ONE MEAN MACHINE.

The Silverado SS sure looks mean, with its lowered chassis, monochromatic colour scheme and 20-in. aluminum sport wheels. The performance is no less aggressive – the new 345 hp 6.0L VortecMAX V8 works in combination with a heavy-duty four-speed automatic transmission, four-wheel disc brakes with ABS and the high-performance suspension package to deliver a truly responsive drive. The Silverado SS – it doesn't just look mean.

KEY FEATURES:

- 345 hp 6.0L VortecMAX V8
- Z60 High-Performance Chassis Package
- Full-feature power 8-way heated front bucket seats
- Personalization of comfort, convenience and safety features
- Dual-zone automatic climate control
- SS instrument panel features distinctive backlit analogue gauges with contrasting orange needles.

SILVERADO

2500HD/3500

2500HD/3500

Silverado 2500HD LT Crew Cab 4x4, shown in Dark Blue Metallic with new available deluxe wide-load mirrors.

Download from [Www.Somanuals.com](http://www.Somanuals.com). All Manuals Search And Download.

IN THIS CASE, THE SEQUEL IS EVEN BETTER THAN THE ORIGINAL.

When the combination of the Duramax 6600 Diesel V8 and the Allison 1000 Series automatic transmission was introduced, it revolutionized diesel power for heavy-duty full-size pickups. For 2006, that powertrain combination is even better, thanks to the addition of an extra transmission gear, 50 more horsepower and 45 lb.-ft. more torque. The upgraded 2006 Duramax 6600 Diesel V8 has been significantly revised to deliver lower emissions, improved quietness, more power and a class-leading 650 lb.-ft. of torque.* The new transmission is the first six-speed automatic in its class, and it incorporates such leading-edge features as tap-up/tap-down controls. What is unchanged in the 2500HD and 3500 is their awesome hauling capabilities, with GVWRs that go up to 5171 kg (11,400 lb.) and GCWRs up to 10,660 kg (23,500 lb.). The most capable pickups in Chevy's history. And that's saying a lot.

*Requires available Allison 6-speed automatic transmission. Based on 2005 Model Year data for GM Large Pickup segment and latest published competitive information available at time of printing. Excludes other GM vehicles.



SILVERADO

POWER/TOWING


THE POWER OF CHOICE.

There's lots of news under the hood of Silverado for 2006. The new 345 hp VortecMAX V8, the 360 hp Duramax 6600 Diesel V8 and the 310 hp High Output Vortec 5300 V8 lead the way. But what really separates Silverado's engine lineup isn't only the incredible output of these engines, it's also the range. Ten different engines. Built for a wide range of different applications, including towing, with capacities ranging up to 7575 kg (16,700 lb.).* Power alone is not the goal – it's finding the right characteristics to meet the specific demands of a given truck and the way you use it. Fortunately, with Silverado, that choice is left up to you.

*For 3500 4x4 Regular Cab dual rear-wheel models equipped with a fifth wheel hitch. Refer to the Trailing with Chevy Trucks brochure for more information.

KEY FEATURES OF THE VORTEC V8 ENGINES:

- Electronic Throttle Control (ETC)
- Low oil level sensor
- GM Oil Life System
- "Limhome" mode prevents engine from overheating after a complete coolant loss
- Deep-skirt block with six-bolt main bearing caps add strength and durability, while reducing vibration (except Vortec 8100 V8)
- Easy-to-service design with pushrod valve actuation
- Long-life spark plugs
- Long-life DEX-COOL engine coolant.



VortecMAX 6.0L V8 engine.



Silverado's Tow/Haul mode isn't the overdrive lock-out function you'll find on some pickups. With the touch of a button, the Tow/Haul mode greatly enhances Silverado's hauling and trailing capabilities, by producing a more aggressive automatic transmission shift pattern.

FEATURES OF THE VortecMAX 6.0L V8 ENGINE:


- 1** High-flow ports and combustion chambers in the cast aluminum cylinder heads help the VortecMAX generate 345 hp. A low-friction roller-rocker valvetrain is also included.
- 2** The lightweight thermoplastic intake manifold helps keep the air intake cool. The runners use smooth interior passages to direct high-speed airflow to each cylinder.
- 3** Quiet operation and reduced maintenance are the result of the internally balanced high-strength, cast iron crankshaft, which employs undercut and rolled fillets to reduce stress loads.
- 4** An ignition coil is provided for each of the eight cylinders. Its precise, high-energy spark helps increase efficiency and reduce emissions.
- 5** Driver input is relayed through the drive-by-wire Electronic Throttle Control (ETC) that's continuously monitored by the PCM to match power delivery with the transmission shift schedule. As a result, the transmission never has to search for the correct gear, translating into better performance and efficiency.

FEATURES OF THE DURAMAX 6600 DIESEL V8:

- 1** A revised and more aerodynamically efficient variable nozzle turbocharger with an air-to-air intercooler help deliver smooth, immediate response and lower emissions.
- 2** The Bosch direct-injection system maximizes power and efficiency for each pulse of fuel used. The common-rail fuel injection system uses an advanced electronic controller and pilot injection for quieter, smoother operation and reduced emissions. The fuel injectors spray directly onto glow plugs, providing faster starts and more complete cold-start performance with reduced emissions.
- 3** The four-valve-per-cylinder design improves airflow, resulting in impressive horsepower output and reduced emissions.
- 4** Oil-spray cooling, cools the bottom of the piston bowl – the area that produces the most heat.
- 5** An integral oil cooler provides increased oil cooling and extended engine life.
- 6** The forged-steel crankshaft is nitride surface-hardened for long-term durability. Hot-forged alloy connecting rods are fracture-split, locking the two pieces together during assembly for strength and reduced weight.
- 7** The induction-hardened, deep-skirt block uses cross-bolted main bearing caps for superior durability.



For 2006, the enhanced Duramax/Allison duo feature a reduction in operational noise, tap-up/tap-down shift feature, adaptive grade braking cruise control, an added second overdrive gear and a low-traction mode.



Duramax 6600 Diesel V8 engine.



SILVERADO


HYBRID

THE END OF IDLING.

Stop idling – the future is here right now. Introducing the first full-size hybrid pickup in production: the Silverado 1500 Extended Cab Hybrid. Instead of a conventional starter and alternator, the parallel hybrid technology integrates a compact electric motor/generator between the Vortec 5300 V8 gasoline-powered engine and the automatic transmission. At low speeds while braking, and when the truck is stopped, the gasoline engine stops running. When the driver steps on the accelerator or releases the brake pedal, the 42-volt battery pack provides power to instantly and seamlessly restart the engine. And there's no need to plug in this truck. In fact, the only plugging in you'll be doing is into the truck's 120-volt auxiliary power outlets that provide up to 2400 watts of AC current. Start thinking about the possibilities.



Silverado Hybrid 1500 Extended Cab standard box, shown in Silver Birch Metallic.



SILVERADO

ENGINE/SUSPENSION AVAILABILITY

STANDARD & OPTIONAL ENGINES									
Series	Cab Type	Model Number	Vortec 4300 V6 ¹ 195 hp @ 4600 rpm 260 lb.-ft. torque @ 2800 rpm	Vortec 4800 V8 ² 285 hp @ 5200 rpm 295 lb.-ft. torque @ 4000 rpm	Vortec 5300 V8 ³ 295 hp @ 5200 rpm 335 lb.-ft. torque @ 4000 rpm	Vortec 6000 V8 ⁴ 300 hp @ 4400 rpm 360 lb.-ft. torque @ 4000 rpm	VortecMAX V8 ⁴ 345 hp @ 5200 rpm 380 lb.-ft. torque @4000 rpm	Vortec 8100 V8 ⁵ 330 hp @ 4200 rpm 450 lb.-ft. torque @ 3200 rpm	Duramax 6600 V8 ⁵ Turbo Diesel 360 hp @ 3200 rpm 650 lb.-ft. torque @ 1600 rpm
1500	Regular Cab	C15703	S	0	0	-	-	-	-
		C15903	S	0	0	-	-	-	-
		K15703	S	0	0	-	-	-	-
		K15903	S	0	0	-	-	-	-
	Extended Cab	C15553	-	-	S	-	-	-	-
		C15753	S	0	0	-	0 ⁶	-	-
		C15953	-	S	0	-	-	-	-
		C15753/SS	-	-	-	-	S	-	-
		K15553	-	-	S	-	-	-	-
		K15753	-	S	0	-	0 ⁶	-	-
	Crew Cab	K15953	-	-	S	-	-	-	-
		C15543	-	-	S	-	0 ⁶	-	-
		C15543/Cheyenne	-	S	-	-	-	-	-
K15543		-	-	S	-	0 ⁶	-	-	
1500HD	Crew Cab	C15743	-	-	-	S	-	-	
		K15743	-	-	-	S	-	-	
2500HD	Regular Cab	C25903	-	-	-	S	-	0	0
		K25903	-	-	-	S	-	0	0
	Extended Cab	C25753	-	-	-	S	-	0	0
		C25953	-	-	-	S	-	0	0
		K25753	-	-	-	S	-	0	0
		K25953	-	-	-	S	-	0	0
	Crew Cab	C25743	-	-	-	S	-	0	0
		C25943	-	-	-	S	-	0	0
		K25743	-	-	-	S	-	0	0
		K25943	-	-	-	S	-	0	0
3500	Regular Cab	K35903	-	-	-	S	-	0	0
	Extended Cab	C35953	-	-	-	S	-	0	0
		K35953	-	-	-	S	-	0	0
	Crew Cab	C35943	-	-	-	S	-	0	0
		K35943	-	-	-	S	-	0	0

1 - A 5-speed manual transmission is standard in Regular Cabs. A 4-speed automatic transmission is optional. 2 - A 5-speed manual transmission is standard. A 4-speed automatic transmission is optional in most models, standard in models indicated with (S). 3 - A 4-speed automatic transmission is required and is standard in 1500 Crew Cabs. Aluminum block 5300 V8, available on 1500 Extended Cab 4x4s, produces 310 hp @ 5200 rpm. 4 - In models equipped with a Vortec 6000 V8, a heavy-duty 5-speed manual transmission is standard. A heavy-duty 4-speed automatic transmission is optional. 5 - A 6-speed ZF manual transmission is standard. A 6-speed Allison 1000 automatic transmission is optional. Duramax 6600 V8 Turbo Diesel with 6-speed manual transmission produces 300 hp @ 3000 rpm and 520 lb.-ft. of torque @ 1600 rpm. 6 - Available with VortecMAX Performance Package or Silverado Performance Edition (on Ext. Cab 2WD model only). NOTE: Some models with up-level trims and the 1500 and 1500HD Crew Cabs include a 4-speed automatic transmission. Some up-level series include a larger engine than those indicated on this chart. Ask your Sales Consultant for details.

Autotrac 4x4 System

The available Autotrac 4-wheel-drive system on 1500 and 1500HD models allows you to choose an automatically controlled 4-wheel-drive mode, or traditional 2HI, 4HI, Neutral and 4LO functions - all at the touch of a button. This is the only automatic 4-wheel-drive system available in full-size pickups today.*

AUTOTRAC 4X4 SYSTEM OPERATION

- AUTO 4WD detects rear-wheel slippage and automatically engages 4WD as road conditions dictate.
- 2HI is the 2WD setting for most driving conditions and optimal fuel economy.
- 4HI is a full-time 4WD mode for snow, ice, rain and most off-road conditions.
- 4LO is the low-speed 4WD setting for extreme conditions, such as steep hills, deep sand, mud or snow.
- NEUTRAL is also provided with the Autotrac system, permitting flat towing.

*Based on 2005 Model Year data for GM Large Pickup segment and latest available competitive information at time of printing. Excludes other GM vehicles.

Suspension Packages

A variety of suspension packages are available on Silverados, providing ride characteristics tailored to your particular needs.

1500 MODELS

- Standard Suspension (Z83) - 35 mm Twintube shock absorbers on 2WD models except LT Extended Cabs.
- Heavy-Duty Suspension (Z85) - Standard on all 4x4s and LT Extended Cabs with Monotube 36 mm shocks for increased damping to improve handling and trailering.
- Ride Control (ZX3) - Optional on LS and LT 2WD and 4x4s. Manually adjusts the amount of shock absorber damping using a two-position switch for smooth road or increased control and trailering.
- Off-Road (Z71) - Includes 46 mm shock absorbers, special jounce bumpers and stabilizer bars, skid plates, high-capacity air cleaner and Z71 decals. Available on LS and LT 4x4s only.

1500HD, 2500HD AND 3500 MODELS

- Heavy-Duty Suspension (Z85) - Provides good carrying and trailering capabilities. Standard on these models.

SILVERADO

TECHNOLOGY

THE GUIDING PRINCIPLE: CONTINUOUS IMPROVEMENT.

You can refer to Chevy Silverado as an ongoing process of evolution. Every year, new engineering efforts and technical advancements go into making the latest edition of this revered truck the best ever. And for 2006, the results are clear. One new engine, a new transmission, the world's first production hybrid full-size pickup – the list goes on. That's on top of innovations that the competition has already imitated, such as the use of strong, yet lightweight hydroformed steel in the frame. Chevy Silverado, proving itself, year after year.

1 BRAKING SYSTEM

Silverado 1500 Series features standard 17-in. wheels,* permitting the use of large rear drum brakes. They also improve brake pedal feel and are easier to service than the previous disc with drum-in-hat design.

*Except Hybrid and 1500HD models.

DYNAMIC REAR PROPORTIONING (DRP)


DRP allows for better use of the rear brakes and for reduced front brake wear. It uses a small computer chip that recognizes minute changes in wheel speed and modulates pressure applied to the rear brakes.

2 MODULAR FRAME DESIGN

Silverado frames feature a modular, three-section design using materials and processes that ensure each component exceeds its specific requirements. The mid-frame section is rolled into a lipped C-section providing more strength than a traditional design without the weight of a fully boxed frame. The stamped C-section used in the rear of the frame provides a combination of strength and light weight.

3 AUTOMATIC LOCKING REAR DIFFERENTIAL

The available automatic locking rear differential provides added traction at low speeds on snow, mud and ice.



DRIVER INFORMATION CENTRE

This exclusive feature helps keep you informed about numerous key operating systems. It even lets you know when your engine oil needs changing.

ENGINE HOUR METER

The standard engine hour meter is another industry exclusive. It logs the number of hours your engine has been in use, allowing you to monitor its maintenance requirements accurately.

10 HYDROFORMED FRAME COMPONENTS

The front section of Silverado's frame is strong, due to its use of hydroformed steel – a first in full-size pickups. Hydroforming reduces any stretching and subsequent weakening of the steel. The result is a frame that is strong, yet lighter than the welded boxed steel used in conventional frames. The added strength up front helps the frame to better carry the weight of the powertrain and suspension components.

4 AUTOTRAC 4x4 SYSTEM

The available Autotrac 4x4 system is so advanced, it controls itself. In addition to the traditional 2HI, 4HI, Neutral and 4LO modes, the Auto 4x4 setting, when engaged, senses wheelspin and automatically transfers power between the front and rear wheels. This full-size pickup truck exclusive system is available on Silverados with GVWRs up to 3900 kg (8600 lb.).



9 FRONT SUSPENSION DESIGN

Silverado 2500HD and 3500 models have an independent front suspension design, incorporating durable torsion bars and super strong control arms. This design provides substantial payload capacities with excellent ride and handling characteristics – making this design yet another target for imitation by the competition.

8 POWERFUL ENGINE CHOICES

Silverado offers eight powerful, yet efficient Vortec gasoline engines, plus two versions of the turbocharged Duramax 6600 Diesel V8 that's available on 2500HD and 3500 models.

5 HEAVY-DUTY TRANSMISSIONS

The three heavy-duty engines available on Silverado 2500HD and 3500 models are matched to heavy-duty manual or automatic transmissions designed for even the most demanding applications.

TOW/HAUL MODE

Activating the Tow/Haul mode selects a more aggressive automatic transmission shift pattern, to help compensate for heavier loads. This system is included with every Silverado equipped with an automatic transmission.

6 PASSENGER SENSING SYSTEM

In addition to the safety of the dual-stage frontal air bags, a Passenger Sensing System is included on 1500 models.** It automatically deactivates the passenger-side frontal air bag when a small child occupies the seat.

7 CORROSION RESISTANCE

Two-sided galvanized steel construction is used in all of Silverado's exterior body panels (except the roof) to provide extra corrosion resistance. Hot wax is applied to the frame for additional corrosion resistance.

**A NOTE ON CHILD SAFETY: Always use safety belts and proper child restraints, even in vehicles equipped with air bags. Even with the Passenger Sensing System, children are safer when properly secured in a rear seat. Never place a rear-facing infant restraint in the front seat of any vehicle equipped with an active frontal air bag. Refer to the vehicle Owner's Manual and child safety seat instructions for more information.

Chevrolet is known for building vehicles that deliver excellent value and dependability. One important aspect of Chevrolet value is represented by the advanced safety, security and convenience of OnStar.* OnStar uses advanced communications technology to enhance your peace of mind whenever you're in your Chevrolet. All it takes is a single push of the blue OnStar button usually located on the interior rear-view mirror, in the overhead console, or near the radio display – the button connects you with one of our specially trained OnStar Advisors. They are standing by, ready to provide support 24 hours a day, 365 days a year.

What can OnStar Advisors do for you? They can provide a wealth of information and perform a variety of services, including a remote diagnostic check of your vehicle's engine and electrical components. In an emergency, an Advisor will attempt to locate your vehicle, find out what assistance you need, and notify nearby emergency service providers. And if air bags are deployed in your vehicle, an Advisor will contact you to determine if you are in need of assistance.

Another convenient feature is OnStar Hands-Free Calling, a hands-free, voice-activated wireless technology integrated into your vehicle. It's there in case your hand-held phone is lost, forgotten or has a low battery. Even better, there are no additional monthly fees, or additional long distance and roaming charges. And as a new customer, you will receive 30 complimentary minutes good for two months after activation.

Now you can enjoy the peace of mind that comes with knowing you're doing all you can to help keep you, your family, and your vehicle safe. Just ask the almost 150,000 people who have become OnStar subscribers in Canada. How hard does OnStar work for you? The facts speak for themselves: every month in Canada OnStar Advisors handle an average of 9100 routing calls, 2500 emergency calls, 2600 door unlocks, and 625 Roadside Assistance dispatches.

OnStar offers two different service plans, allowing you to select the services that are most convenient for you. The Safe & Sound Plan is standard for the first year on Silverado LT and available on LS, SS and Hybrid models. The available Directions & Connections Plan offers all of the safety and security services included in the Safe & Sound Plan, plus you'll have access to driving directions and information and convenience services and RideAssist. See your dealer for more information on plans and services.

*OnStar services require vehicle electrical system (including battery), wireless service, and GPS satellite signals to be available and operating for features to function properly. Not all OnStar features are available on all vehicles. OnStar Hands-Free Calling requires a Hands-Free Calling enabled vehicle, existing OnStar service contract, and prepaid calling minutes, and is not available in Alaska and some other markets. Calls may be made to the U.S. and Canada only. OnStar voice recognition system may not work with some voices. OnStar acts as a link to existing emergency service providers. Subscription Service Agreement required. Due to the transition of the wireless industry from analogue to digital technology, as of January 1, 2008, OnStar plans to offer service only through equipment that operates on the digital network, which may require the purchase of a system upgrade for eligible vehicles. Call 1.888.4.ONSTAR (1.888.466.7827), TTY 1.877.248.2080 or visit onstar.ca for OnStar's Terms & Conditions, Privacy Policy, and system limitations and details.

SILVERADO

ACCESSORIES

IT'S NOT JUST A SILVERADO. IT'S YOUR SILVERADO.

Silverado is built to reflect who you are. But don't stop there. You can transform your Silverado into a personalized expression of your style and priorities – with GM Accessories. They are the only accessories that are integrated into the process of designing your vehicle, ensuring excellent fit, finish and functionality. And only GM Accessories are backed by GM's 3-year/60,000 km New Vehicle Limited Warranty.* They can also be included in your new-vehicle lease or finance agreement through GMAC. Ask your dealer for a complete list of the GM Accessories available for Silverado, or visit gmcanada.com



Accessories

*Whichever comes first, when permanently installed by the dealer at the time you purchase or lease your new vehicle.

GM ACCESSORIES AVAILABLE FOR SILVERADO INCLUDE:



- 20-inch aluminum wheels
- Under-seat storage compartment
- Ventvisors
- Hard folding tonneau cover
- Camping Package
- Chrome tie-down hooks
- Interior dash trim kit
- Custom carpet floor mats
- Moulded running boards
- Fender flares.





SILVERADO 1500 STANDARD & OPTIONAL FEATURES

SAFETY AND SECURITY

	BASE	LS	LT
Air bags – dual-stage, driver and front passenger-side, frontal. Includes Passenger Sensing System with automatic air bag suppression (1500 models only)	S	S	S
Air bags – single-stage, driver and front-passenger, frontal (1500HD models only)	–	S	S
Brake/transmission shift interlock (automatic transmission only)	S	S	S
Headlights – with automatic light control	S	S	S
Keyless entry system – remote, programmable with Panic alarm feature	–	S	S
OnStar In-Vehicle Communications and Assistance Service – includes one-year Safe & Sound Plan	–	0	S
Safety restraints – LATCH (Lower Anchors and top Tethers for Children) – Ext. and Crew Cab only	S	S	S
Theft-deterrent system – PASSLock	S	S	S
Traction assist – electronic, 2WD models (standard on SS)	0	0	0

MECHANICAL

Brakes – power, front disc/rear drum with 4-wheel anti-lock braking system (ABS)	S	S	S
Brakes – power, 4-wheel disc with anti-lock braking system (ABS) on 1500HD and Hybrid models	–	S	S
Engines – refer to page 21 for complete availability	S	S	S
Engine block heater	S	S	S
Exhaust system – aluminized stainless steel muffler and tailpipe	S	S	S
Locking differential – rear (standard SS and all 4x4 models except Cheyenne)	0	0	0
Spare tire carrier – rear underbody, winch-mounted with lock	S	S	S
Steering – power, rack-and-pinion on 1500 series 2WD models	S	S	S
Steering – power, recirculating ball on all other models	S	S	S
Suspensions – refer to page 21 for complete availability	S	S	S
Tires – 17" wheels with size ranges from P245/70R17 up to P265/70R17 all-season (except SS, 1500HD and Hybrid models)	S	S	S
Tires – 16" wheels with LT245/75R16 all-season on 1500HD models	–	S	–
Tires – 16" wheels with P235/75R16(2WD), P245/75R16 (4x4) on Hybrid models	–	S	S
Tires – 20" aluminum wheel package with 275/55R20 ALS (2WD 1500 Extended Cab models only (standard on SS)	–	0	0
Trailer Special Equipment Package – heavy-duty, includes weight-distributing platform trailer hitch receiver, 8-lead wiring harness with a 7-pin sealed connector (includes trailer brake control harness), heavy-duty transmission oil cooler and high-capacity air cleaner	0	0	0
Transfer case (4x4 models) – lever-operated 2-speed manual	S	S	–
Transfer case (4x4 models) – Autotrac with electronic push-button controls (standard on LS Crew Cab)	–	0	S
Transmission – 5-speed manual with overdrive (Base Reg. Cab only)	S	–	–
Transmission – 4-speed automatic with overdrive and Tow/Haul mode	S*	S	S

*Optional on Base Regular Cab.

EXTERIOR

Box extender**	0	0	0
Box side rail protector**	0	0	0
Box – Fleetside Short (5 ft. 8 in.) – 1500 Extended and Crew Cab only	S	S	S
Box – Fleetside Standard (6 ft. 6 in.) – 1500HD Crew Cab	–	S	S
Box – Fleetside Standard (6 ft. 6 in.) or Long (8 ft.) – Reg. and Ext. Cab	S	S	S
Bumpers – front, chrome with spectra gray cover and air dam, rear, chrome with step pad	S	S	–
Bumpers – front, integrated with colour-keyed fascia, rear, colour-keyed	–	–	S
Fender flares – wheel opening on 4x4s (standard on 1500HD models)	0	0	0
Fog lights	–	0	S
Glass – Solar-Ray tinted, all windows	S	S	S
Glass – deep-tinted on all windows behind front doors	0	0	S
Grille – gray surround and horizontal bar	S	–	–
Grille – colour-keyed surround with chrome horizontal bar	0	S	–
Grille – colour-keyed	–	–	S
Mirrors – below eye-line foldaway, black	S	S	S
Mirrors – power remote control, heated	–	S	–
Mirrors – power remote control, heated, power folding with reverse down, auto-dimming driver's side and integral turn signals	–	0	S

EXTERIOR (continued)

	BASE	LS	LT
Mirrors – deluxe wide-load, vertical glass with lower convex spotter glass, heated with integrated turn signals, manual extending	–	0	0
Mirrors – camper-style, manual extending	0	–	–
Mouldings – bodyside, black	0	–	–
Mouldings – bodyside, colour-keyed	–	S	S
Pickup box tonneau cover – soft or hard cover design**	0	0	0
Running boards – black, contoured (except Crew Cab)**	0	0	0
Side steps – tubular design, chrome or black finish**	0	0	0
Skid plates – off-road, standard with Z71 suspension (4x4 only)	0	0	0
Sunroof – power, with express-open and wind deflector (Ext. and Crew Cabs)	–	0	0
Tow hooks – two front	S	S	S
Wheel trim – see page 29 for details	S	S	S

**Dealer installed accessory.

INTERIOR

Air conditioning – dual-zone, manual climate control (standard on Base Ext. Cab)	0	S	–
Air conditioning – dual-zone, automatic climate control	–	0	S
Console – mini overhead	–	S	S
Cruise control – electronic with resume, coast and decelerate/accelerate features	0	S	S
Cupholders – dual	S	S	S
Defogger – electric, rear-window	0	S	S
Door locks – power, with lock-out protection	0	S	S
Driver Information Centre – includes multi-language with trip functions, displays numerous vehicle functions with both visual and audible reminders/warnings	S	S	S
Floor covering – black vinyl (except Crew Cab)	S	0	–
Floor covering – colour-keyed carpet and removable vinyl floor mats (includes rear in Ext. and Crew Cabs)	0	S	S
Instrumentation – analogue, including speedometer, tachometer, voltmeter, coolant temperature, oil pressure, fuel gauge, odometer, trip odometer and engine hour meter	S	S	S
Mirror – rear-view, auto-dimming with compass and exterior temperature readouts (except Cheyenne)	–	S	S
Personalization features – programs many comfort and convenience features using the steering wheel controls, including automatic locking/unlocking, seat position recall, perimeter lighting, exit lighting, remote lock/unlock feedback and reverse down of exterior mirrors	–	–	S
Power outlet – one auxiliary, 12-volt, in addition to cigarette lighter receptacle	S	S	S
Smoker's Package – includes lighter and ashtray (standard with bench seating)	S	0	0
Steering column – tilt adjustable	S	S	S
Steering wheel – leather-wrapped, (except Cheyenne)	–	S	S
Stowage box – under rear seat (Ext. Cab only)	0	0	0
Sunshades – LH and RH padded colour-keyed cloth with extenders; LH with pocket, RH with visor mirror	S	S	S
Windows – rear, manual sliding	0	0	0
Windows – power, driver's side express-down and lock-out feature	–	S	S

SEATS

Front, 40/20/40 split-bench with manual driver's side recliner – vinyl or cloth trim	S	–	–
Front, Custom cloth, 40/20/40 split-bench with manual recliners and centre armrest/storage. Extended and Crew Cab also include seatback storage pockets	0	S	–
Custom cloth front bucket seats with 6-way power driver seat adjuster, manual recliners, driver and front passenger-side inboard armrests. Includes seatback storage pockets and centre floor console in Extended and Crew Cab (NA on Reg. Cab)	–	0	–
Full-feature front bucket seats with heated leather seat inserts, driver's side two-position memory controls and driver and front passenger-side 8-way power seat adjusters plus power lumbar supports. Includes driver and front passenger-side inboard armrests, seatback storage pockets and floor console	–	–	S
Driver's 6-way power seat adjuster on 40/20/40 split-bench seat	–	0	–
Front, leather seat inserts (Extended and Crew Cab)	–	0	S
Head restraints, adjustable on all outboard seats	S	S	S
Rear, fold-up seat in Extended Cab ¹	S	S	S
Rear, 60/40 split fold-down seat in Crew Cab ¹	–	S	S

¹Rear seats are vinyl on LS and LT models when leather seat inserts are specified.

ENTERTAINMENT SYSTEMS

	BASE	LS	LT
AM/FM stereo with seek/scan, digital clock and 4 speakers	S	-	-
AM/FM stereo with seek/scan, CD player, Radio Data System (RDS), auto tone control, digital clock and 6 speakers (4 speakers on Regular Cab)	0	S	-
Same as above except both cassette tape and CD players (Bose premium speakers included with bucket seats)	-	0	0
AM/FM stereo with seek/scan, 6-disc CD changer, Radio Data System (RDS), auto tone control, digital clock and 6 Bose premium speakers	-	0	S
Steering wheel audio controls	-	0	S
Rear-seat audio controls (Crew Cab)	-	0	S
Entertainment Package – includes rear-seat overhead fold-down 178 mm (7 in.) LCD colour monitor, DVD player, video game input (RCA) jacks, rear-seat audio controls and 2 wireless headphones (Crew Cab)	2	0	0

S – Standard, 0 – Optional individually or in combination with other optional equipment.

NOTE: The trim features indicated reflect only a portion of the content of Silverado 1500 series trim level. For a complete list, details and information on other Silverado series, see your Sales Consultant for complete listings, current availability and compatibility.

SILVERADO 1500 PREFERRED EQUIPMENT GROUPS (PEGs)

- The first upgrade (1SB) adds the following features to the Base models: Air conditioning is added to Regular Cab models – Carpeted floor covering and floor mats – Bodyside mouldings – Rear locking differential (4x4 models) – Chrome appearance steel wheels with chrome centre caps – Colour-keyed grille surround with chrome bar
- You can further upgrade the Base model by adding these convenience features (1SC) to above: Cruise control – Power programmable door locks – CD player
- You can also upgrade the LS model to include these features (1SE): Fog lights – Deep-tinted glass on all windows behind front doors – Autotrac 4x4 system (on 4x4 models, standard on Crew Cab, except Cheyenne) – 17" 5-spoke aluminum wheels

SILVERADO SS

Below are some of the standard features that make Silverado SS such an outstanding vehicle.

Mechanical – Engine: 345 hp 6.0L VortecMAX V8 – Transmission: Heavy-duty 4-speed automatic – Drivetrain: Rear-wheel drive – 4-wheel disc brakes with ABS – Locking rear differential – Rear axle ratio: 3.73:1 – Z60 High-Performance Chassis Package

Exterior – Monochromatic colour scheme, including bumpers and grille – 20" x 8.5" Sport aluminum wheels – 16" steel spare – P275/55R20 all-season performance tires (4) – Deep-tinted windows behind front doors

Interior – Dual-zone automatic climate control – Full-feature high-back front bucket seats with heated leather seat inserts, driver's side memory, 8-way power driver and front-passenger seat adjusters plus power lumbar and seatback bolsters – Personalization features – White backlit gauge faces with orange needles – OnStar In-Vehicle Communications and Assistance Service, including one-year Safe & Sound Plan

SILVERADO CHEYENNE

LS Crew Cab 1500 2WD and 4x4 models – Vortec 4800 V8 – 4-speed automatic transmission – Heavy-duty suspension – Tires: P245/70R17 all-season on 2WD models, P265/70R17 all-season on 4x4 models – Dual-zone manual control air conditioning – AM/FM stereo with CD player – A value-based Crew Cab with limited option availability

VORTEC 5300 V8 HAULER PACKAGES

LS Regular and LS/LT Extended Cab 2WD models with Fleetside standard or long box – Vortec 5300 V8 with 295 hp – Trailering Special Equipment Package – Locking rear differential – Adjustable Ride Control Suspension

LS/LT Crew Cab 2WD models with Fleetside Short Box – Trailering Special Equipment Package – Locking rear differential

VORTEC 5300 V8 OFF-ROAD PACKAGES

LS Regular and LS/LT Extended Cab 4x4 models with Fleetside standard or long box – Vortec 5300 V8 with 295 hp* – Trailering Special Equipment Package – Z71 Off-Road Suspension Package (see suspension information on page 21 for details) – Autotrac 4x4 transfer case (standard in LT and up-level LS Extended Cab models)

LS/LT Crew Cab 4x4 models with Fleetside Short Box – Trailering Special Equipment Package – Z71 Off-Road Suspension Package (see suspension information on page 21 for details)

*Standard on LS Extended Cab long box and LT models. Extended Cab models feature the aluminum-block Vortec 5300 V8 with 310 hp.

FAMILY CAB PACKAGE

LS, LT Crew Cab 1500 models – Entertainment Package includes DVD player and wireless headphones – Sunroof.

SILVERADO SPECIAL EDITION PACKAGES

Base Regular or Extended Cabs 1500 2WD and 4x4 models – Custom cloth up-level seat trim – Heavy-duty suspension which is standard on 4x4s – 17" aluminum wheels – Deep-tinted glass on all windows behind front doors – Locking rear differential which is standard on 4x4s – Chromed stainless steel tubular side steps – Silverado Special Edition decals

LS Regular, Extended and Crew Cab 1500 2WD and 4x4 models – Heavy-duty suspension which is standard on 4x4 and Crew Cab models – 17" aluminum wheels – Deep-tinted glass on all windows behind front doors – Fog lights – Locking rear differential which is standard on 4x4s – Chromed stainless steel tubular side steps – Silverado Special Edition decals

VORTECMAX PERFORMANCE PACKAGE

LS, LT Extended with standard box and Crew Cab 1500 2WD and 4x4 models – Heavy-duty rear axle with a 9.5 in. diameter ring gear – Engine oil cooler – P265/70R17 On/Off Road tires – 6.0L 345 hp VortecMAX V8 engine – 4-speed Super-Duty automatic transmission (4L70E) – Adjustable Ride Control Suspension – Autotrac transfer case which is standard on Crew Cabs 4x4 models – Trailering Special Equipment Package – "VortecMAX" door badge and engine cover decal

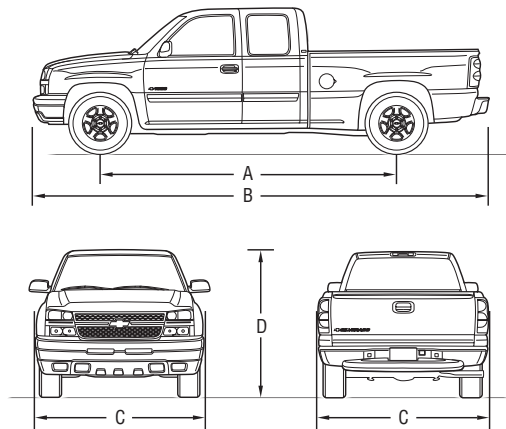
20" WHEEL PACKAGE

LS, LT Extended Cab short and standard box 2WD models – 20" x 8.5" 5-spoke, chromed aluminum wheels (4) – High-performance suspension on standard box models – P275/55R20 all-season performance tires (4)

SILVERADO PERFORMANCE EDITION

LS, LT Extended Cab 1500 with standard box, 2WD models – 6.0L 345 hp VortecMAX V8 engine – 4-speed Heavy-duty automatic transmission (4L65E) – Auxiliary transmission oil cooler – High-performance suspension – 20" x 8.5" 5-spoke, chromed-finish aluminum wheels (4) – P275/55R20 all-season performance tires (4) – "VortecMAX" door badge and engine cover decal

DIMENSIONS



MODEL	A. WHEELBASE mm (in.)	B. OVERALL LENGTH mm (in.)
Regular Cab standard box	3023 (119.0)	5225 (205.7)
Regular Cab long box	3378 (133.0)	5702 (224.5)
Extended Cab short box	3404 (134.0)	5593 (220.2)
Extended Cab standard box	3645 (143.5)	5847 (230.2)
Extended Cab long box	4001 (157.5)	6325 (249.0)
Crew Cab short box (1500)	3645 (143.5)	5847 (230.2)
Crew Cab standard box (1500HD)	3886 (153.0)	6027 (237.3)
Crew Cab long box (2500HD and 3500)	4242 (167.0)	6507 (256.2)
	C. WIDTH mm (in.)	D. HEIGHT mm (in.)
Single Rear Wheels	2024 (79.7) (max.)†	1798 (70.8) (min.)*
Dual Rear Wheels	441 (96.1) (max.)†	1963 (77.3) (max.)*

*Excluding mirrors. †Depending on model selected.

SILVERADO MODEL SELECTOR

Series	Cab Type	Model Number	Wheelbase mm (In.)	Drivetrain	Gross Vehicle Weight Rating Max. – kg (lb.)	Maximum Payload* kg (lb.)	Pickup Box Length ft./in.	Max. Gross Trailer Weight** – kg (lb.)	Seating Std./Opt.
1500	Regular Cab	C15703	3023 (119.0)	2WD	2767 (6100)	857 (1889)	6'6"	3810 (8400)	3/2
		C15903	3378 (133.0)	2WD	2903 (6400)	931 (2052)	8'	3720 (8200)	3/2
		K15703	3023 (119.0)	4x4	2903 (6400)	858 (1892)	6'6"	4128 (9100)	3/2
		K15903	3378 (133.0)	4x4	2903 (6400)	801 (1766)	8'	4037 (8900)	3/2
	Extended Cab	C15553	3404 (134.0)	2WD	2812 (6200)	653 (1440)	5'8"	3629 (8000)	6/5
		C15753	3645 (143.5)	2WD	2948 (6500)	714 (1575)	6'6"	4717 (10,400) [†]	6/5
		C15753/SS	3645 (143.5)	2WD	2812 (6200)	568 (1253)	6'6"	3538 (7800)	6/5
		C15953	4001 (157.5)	2WD	3039 (6700)	683 (1506)	8'	3538 (7800)	6/5
		K15553	3404 (134.0)	4X4	2903 (6400)	612 (1350)	5'8"	3946 (8700)	6/5
	Crew Cab	K15753	3645 (143.5)	4x4	3039 (6700)	612 (1350)	6'6"	4536 (10,000) [†]	6/5
		K15953	4001 (157.5)	4x4	3130 (6900)	530 (1168)	8'	3856 (8500)	6/5
		C15543	3645 (143.5)	2WD	3130 (6900)	822 (1813)	5'8"	4581 (10,100) [†]	6/5
1500HD	Crew Cab	K15543	3645 (143.5)	4x4	3175 (7000)	778 (1716)	5'8"	4491 (9900) [†]	6/5
		C15743	3886 (153.0)	2WD	3900 (8600)	1419 (3129)	6'6"	4672 (10,300)	6/5
2500HD	Regular Cab	C25903	3378 (133.0)	2WD	4173 (9200)	1841 (4058)	8'	7303 (16,100)	3/2
		K25903	3378 (133.0)	4x4	4173 (9200)	1725 (3802)	8'	7167 (15,800)	3/2
	Extended Cab	C25753	3645 (143.5)	2WD	4173 (9200)	1725 (3802)	6'6"	7212 (15,900)	6/5
		C25953	4001 (157.5)	2WD	4173 (9200)	1651 (3639)	8'	7122 (15,700)	6/5
		K25753	3645 (143.5)	4x4	4173 (9200)	1606 (3541)	6'6"	7076 (15,600)	6/5
		K25953	4001 (157.5)	4x4	4173 (9200)	1520 (3352)	8'	6985 (15,400)	6/5
	Crew Cab	C25743	3886 (153.0)	2WD	4173 (9200)	1636 (3606)	6'6"	7076 (15,600)	6/5
		C25943	4242 (167.0)	2WD	4173 (9200)	1567 (3455)	8'	7031 (15,500)	6/5
		K25743	3886 (153.0)	4x4	4173 (9200)	1505 (3317)	6'6"	6940 (15,300)	6/5
		K25943	4242 (167.0)	4x4	4173 (9200)	1435 (3163)	8'	6623 (14,600)	6/5
3500	Regular Cab	K35903 DRW ^{††}	3378 (133.0)	4x4	5171 (11,400)	2500 (5511)	8'	7575 (16,700)	3/2
		K35903 SRW ^{††}	3378 (133.0)	4x4	4491 (9900)	1911 (4213)	8'	7076 (15,600)	3/2
	Extended Cab	C35953 DRW ^{††}	4001 (157.5)	2WD	5171 (11,400)	2425 (5347)	8'	7530 (16,600)	6/5
		C35953 SRW ^{††}	4001 (157.5)	2WD	4491 (9900)	1848 (4074)	8'	7031 (15,500)	6/5
		K35953 DRW ^{††}	4001 (157.5)	4x4	5171 (11,400)	2290 (5409)	8'	7394 (16,300)	6/5
		K35953 SRW ^{††}	4001 (157.5)	4x4	4491 (9900)	1680 (3703)	8'	6895 (15,200)	6/5
	Crew Cab	C35943 DRW ^{††}	4242 (167.0)	2WD	5171 (11,400)	2345 (5169)	8'	7439 (16,400)	6/5
		C35943 SRW ^{††}	4242 (167.0)	2WD	4491 (9900)	1669 (3680)	8'	6940 (15,300)	6/5
		K35943 DRW ^{††}	4242 (167.0)	4x4	5171 (11,400)	2199 (4848)	8'	7258 (16,000)	6/5
		K35943 SRW ^{††}	4242 (167.0)	4x4	4491 (9900)	1623 (3578)	8'	6804 (15,000)	6/5

*Payload includes passengers, equipment and cargo. Higher payloads may require optional equipment. Payloads are approximate and will change with the addition of optional or aftermarket equipment. Consult your dealer or equipment supplier for details.

**Trailer ratings are calculated using an automatic transmission and assuming only the driver is in the tow vehicle. Trailer Weight (also called Trailer Towing Capacity) is the weight of a trailer, its load or contents plus any other weight added to the tow vehicle. Ball-hitch ratings are shown for 1500 and 1500HD models. Fifth-wheel ratings are shown for 2500HD and 3500 models; ball-hitch ratings are 5443 kg (12,000 lb.). For details, ask your Sales Consultant for a copy of the Trailering with Chevy Trucks brochure. Many trailer towing applications require additional optional equipment. [†]DRW Dual Rear Wheel.

^{††}When equipped with the VortecMAX Performance Package (see page 27).

^{†††}DRW: Dual Rear Wheel. SRW: Single Rear Wheel.

A WORD ABOUT THIS BROCHURE

Some of the equipment shown or described throughout this brochure may be available at extra cost. We have tried to make this brochure comprehensive and factual. We reserve the right, however, to make changes at any time, without notice, in prices, colours, materials, equipment, specifications, models and availability. Specifications, dimensions, measurements, ratings and other numbers in this brochure and other printed materials provided at the dealership or affixed to vehicles are approximates based upon design and engineering drawings and prototypes and laboratory tests. Your vehicle may differ due to variations in manufacture and equipment. Since some information may have been adapted since the time of the printing, please check with your Chevrolet dealer for complete details. General Motors of Canada Limited reserves the right to lengthen or shorten the model year for any product, for any reason, or to start and end model years at different times.

PRIVACY STATEMENT

At General Motors of Canada Limited ("GM Canada") we respect your privacy and value our relationship with you. Your personal information will be protected, will never be sold, and will be used only by GM Canada, our affiliates, dealers/retailers, and service suppliers (only to provide services). If you wish to be removed from GM Canada marketing communications; would like to limit only certain marketing communications from us; would like a listing of our specific uses or further information about those with whom your information is shared; or for further information about our Privacy Policy and practices, please contact us at 1-800-GM-DRIVE (1-800-463-7483) or through our Web site at gmcanada.com

A WORD ABOUT ASSEMBLY

Chevrolet Trucks are equipped with engines and components produced and assembled by different operating units of General Motors, its subsidiaries and suppliers and these engines and components may change or be obtained from different sources from time to time. All such engines and components are approved for use in Chevrolet Trucks. Certain equipment ordered may be unavailable at the time of assembly and we suggest that you verify that your vehicle includes the equipment you ordered, or if there are changes, that they are acceptable to you.

TRADEMARKS

The marks appearing in this Chevrolet Silverado brochure including, but not limited to: General Motors, GM, the GM Canada emblem, the GM Canada Web site address, the GM Accessories logo, Chevrolet, Chevy, the Chevrolet emblem, Avalanche, Cheyenne, Colorado, Equinox, Express, Silverado, SSR, Suburban, Tahoe, TrailBlazer and their respective logos, emblems, slogans and vehicle model names and body designs; and other marks such as Autotrac, DEX-COOL, Duramax, PASSLock, SMARTLEASE, Solar-Ray, Z71, Vortec, VortecMAX and TOTAL Warranty are trademarks of General Motors Corporation and/or General Motors of Canada Limited, its subsidiaries, affiliates or licensors.

GMAC is a registered trademark of the General Motors Acceptance Corporation.

OnStar, the OnStar logo and the OnStar button are registered trademarks of the OnStar Corporation.

Bose is a registered trademark of the Bose Corporation.

Radio Data System (RDS) is a registered trademark of the U.S. National Association of Broadcasters.

COPYRIGHT

© Copyright 2005 General Motors of Canada Limited. All Rights Reserved. All text, images, graphics, and other materials in this Chevrolet Silverado brochure are subject to the copyright and other intellectual property rights of General Motors Corporation and/or General Motors of Canada Limited. These materials may not be reproduced, distributed or modified without the express written permission of General Motors Corporation and/or General Motors of Canada Limited.

Printed in Canada, August 2005.

WHEELS. FABRICS.

Wheels

1. 17-in. Styled Steel Wheels. Standard on 1500 Base models. Includes a painted centre cap.

2. 17-in. Bright-Chrome Styled Steel Wheels. Standard on 1500 LS models. Optional on Base. Includes a chrome centre cap.

3. 16-in. Cast Aluminum Wheels. Standard on Silverado Hybrid.

4. 20-in. Cast Aluminum Wheels. Standard on Silverado SS. Optional chromed-finish shown.

5. 20-in. Chromed-Finish Cast Aluminum Wheels. Available on Silverado Performance Edition and 20-in. Chrome Wheel Package.

6. 17-in. Polished Cast Aluminum Wheels. Standard on 1500 Crew Cab and Extended Cab LT models. Available on Extended Cab LS.

7. 16-in. Painted Steel Wheels. Standard on 2500HD models. Includes a painted centre cap on Base models, a chrome centre cap on LS.


8. 16-in. Painted Steel Wheels. Standard on 3500 Single-Rear Wheel LS and LT models. Includes a chrome centre cap on LS and LT models.

9. 16-in. Styled Steel Wheels. Standard on Silverado 3500 Dual-Rear Wheel LS and LT models. Base models feature painted centre cap. LS and LT models feature chrome trim ring and centre cap.

10. 16-in. Bright Chrome Styled Steel Wheels. Standard on 1500HD LS and 2500HD LS and LT models. Includes a chrome centre cap.

11. 16-in. Polished Forged Aluminum Wheels. Standard on 1500HD and 2500HD LT models. Available on 1500HD and 2500HD LS models.

12. 16-in. Chrome-Clad Steel Wheels. Available on 3500 Single-Rear Wheel models.



Interior Fabrics




Base cloth 40/20/40 split-bench seat, shown in 69C – Dark Charcoal (vinyl is standard). Also available in 52C – Tan (1).



LS Custom cloth bucket seat, shown in 52D – Tan. Also available in 69D – Dark Charcoal (2) or with optional leather seat inserts in 922 – Medium Gray (3), 692 – Dark Charcoal (4) or 522 – Tan (5).



LT full-feature bucket seat with leather seat inserts, shown in 922 – Medium Gray. Also available in 692 – Dark Charcoal (4) and 522 – Tan (5).



1. 52C – Tan Cloth

2. 69D – Dark Charcoal Custom Cloth

3. 922 – Medium Gray Leather

4. 692 – Dark Charcoal Leather

5. 52D – Tan Leather

EXTERIOR COLOURS



15 Sandstone Metallic

74 Victory Red*



50 Summit White



41 Black*



16 Graystone Metallic

Exterior/Interior Colour Compatibility

Exterior	52 – Tan
15 – Sandstone Metallic	•
16 – Graystone Metallic	•
25 – Dark Blue Metallic	•
41 – Black*	•
46 – Blue Granite Metallic	•
47 – Dark Green Metallic	•
50 – Summit White	•
59 – Silver Birch Metallic*	•
63 – Sport Red Metallic**	•
74 – Victory Red*	•

*Available on SS models.

**Not available on Base models.

Please see your Sales Consultant for specific two-tone colour and model availability.

COMMITMENT:

Rock solid trucks. Backed by a rock-solid commitment. There is nothing halfway about Chevrolet's approach to building strong and durable trucks. That can also be said of the way Chevrolet backs each and every truck that bears its name. A comprehensive series of support programs makes it easier to purchase or lease a Chevy Truck and help protect you and your vehicle down the road. A powerful example of the level of protection you can expect is the GM TOTAL™ Warranty. It is so thorough. It covers everything from the roof right down to the tires. So when you drive off the lot of your Chevrolet dealership, you can do so with total confidence. Peace of mind is knowing that your vehicle is built for the long haul, and is backed by a comprehensive warranty.

THE GM TOTAL™ WARRANTY:

The GM TOTAL™ Warranty is your promise of total warranty protection. It covers every new Chevy Truck for 3 years or 60,000 km*. Complete vehicle repairs are covered,** including parts and labour, with no deductible. The warranty includes:

- 3-year/60,000 km* complete vehicle repair coverage
- 6-year/160,000 km* corrosion perforation coverage
- 8-year/130,000 km* coverage on catalytic converters and powertrain control modules (PCMs).

*Whichever comes first. **To correct any defects in material or workmanship occurring during the warranty period. Regular maintenance is not included, nor is excessive wear and tear caused by reckless or negligent driving. †Conditions and limitations apply.

OTHER OWNERSHIP PRIVILEGES AND PROGRAMS: †

- **Roadside Assistance** – 24/7 service via toll-free number during your warranty period, anywhere in Canada or the United States
- **Courtesy Transportation** – may be offered during the warranty period
- **GM Protection Plan (GMPP)** – the only extended services contract backed by the resources and commitment of General Motors, GMPP may be purchased at the time of your sale or lease, or subsequently
- **GM Mobility Program** – you may be eligible for reimbursement of up to \$1000 (taxes included) for adaptive equipment for your GM vehicle
- **GM Accessories** – personalize your vehicle with GM Accessories, specifically engineered for your new GM vehicle
- **GM Goodwrench Service** – with GM-certified technicians and GM-approved parts, nobody knows your GM vehicle better.

†Conditions and limitations apply. ††Subject to eligibility.

Colours may not be exactly as illustrated due to restrictions of the printing process. Please see your Sales Consultant for specific colour and model availability and compatibility.

59 Silver Birch Metallic*

46 Blue Granite Metallic

47 Dark Green Metallic

25 Dark Blue Metallic

63 Sport Red Metallic**

Interior
69 – Dark Charcoal 92 – Medium Gray

- | | |
|---|---|
| • | • |
| • | • |
| • | • |
| • | • |
| • | • |
| • | • |
| • | • |
| • | • |
| • | • |
| • | • |

31

TO HELP YOU PURCHASE OR LEASE A NEW VEHICLE:

- **GMAC Financing** – on the spot financing at your GM dealership^{††}
- **GMAC SMARTLEASE** – a smart alternative to traditional financing^{††}
- **GM Student Bonus Program** – GM will cover the first two purchase finance or lease payments and the lease security deposit on eligible new GM vehicles for students and recent graduates of high school, college or university[†]
- **The GM Card** – eligible cardholders may be able to redeem up to \$3500 on GM Card[®] Earnings toward the total purchase price or lease down payment on selected vehicles. For more information on The GM Card please call 1-800-461-3279[†]

[†]Conditions and limitations apply. ^{††}Subject to eligibility.

INFORMATION RESOURCES:

You can find more information about these programs from your GM dealer, or at these information centres:

- The GM Web site at gmcanada.com
- The GM Customer Communication Marketing Centre at 1-800-GM-DRIVE (1-800-463-7483 or 1-800-263-3830 for TDD users) – for information about any GM product or service, including The GM Card and the GM Mobility Program
- For information about GMAC visit gmcanada.com or call 1-800-616-4622.






SSR




COLORADO



SILVERADO



AVALANCHE



EQUINOX




TRAILBLAZER



TAHOE



SUBURBAN



EXPRESS

A STORY ONLY GENERAL MOTORS CAN TELL.

General Motors' commitment to setting the highest standards in quality, safety, innovation, and fuel efficiency are matched by an equally strong commitment to the community.

DID YOU KNOW?

QUALITY: GM plants swept the J.D. Power Initial Quality Study^{SM*} rankings for North and South America: Gold and Silver Plant Quality Awards for the Canadian Oshawa #2 and #1 car plants, in addition to the Bronze Plant Quality Award for the Hamtramck, Michigan plant.

SAFETY: General Motors is the only automotive manufacturer committed to offering a full range of cars, trucks, and SUVs that provide safety protection before, during and after a collision. GM vehicles are equipped with a range of features and technologies that help drivers avoid collisions, reduce the risk of injury should a collision prove unavoidable, and help you get the assistance you need after a collision.

INNOVATION: GM is at the forefront of automotive technology with breakthrough features such as OnStar and XM Satellite Radio.

FUEL EFFICIENCY: GM offers more cars than any other automaker in Canada that get better than 7.0 L/100 km in highway driving. GM has also won more EnerGuide fuel-efficiency awards than any other car company.

GM IS COMMITTED TO CANADA.

INVESTMENT: GM invests more in Canada than any other car company: The \$2.5 billion Beacon Project represents the largest automotive investment in Canadian history.

EMPLOYMENT: GM directly employs over 20,000 people in Canada – more than any other car company.

DESIGN: GM is the only car company that designs, engineers and builds cars in Canada.

GM IS BEHIND YOU AND YOUR VEHICLE.

GM is equally comprehensive in the way it backs its Chevrolet vehicles. All Chevrolet Truck models include:

- **3-year/60,000 km** complete vehicle repair coverage**
- **6-year/160,000 km** corrosion perforation coverage**
- **8-year/130,000 km** coverage on catalytic converters and powertrain control modules (PCMs)**
- **3-year/60,000 km** 24-hour Roadside Assistance.**

*General Motors Corporation – Oshawa #2 (Ontario – Car) was the highest ranked plant, Oshawa #1 (Ontario) was the second ranked plant and Hamtramck, MI was the third ranked plant in North/South America among plants producing vehicles for the U.S. market in J.D. Power and Associates 2005 U.S. Initial Quality StudySM. Study based on a total of 62,251 U.S. consumer responses indicating owner reported problems during the first 90 days of ownership. www.jdpower.com

**Whichever comes first.



Canada 

CHEVROLET PONTIAC BUICK GMC CADILLAC SATURN SAAB HUMMER

CHEVROLET  FOR ALL LIFE'S ROADS

gmcanada.com



Free Manuals Download Website

<http://myh66.com>

<http://usermanuals.us>

<http://www.somanuals.com>

<http://www.4manuals.cc>

<http://www.manual-lib.com>

<http://www.404manual.com>

<http://www.luxmanual.com>

<http://aubethermostatmanual.com>

Golf course search by state

<http://golfingnear.com>

Email search by domain

<http://emailbydomain.com>

Auto manuals search

<http://auto.somanuals.com>

TV manuals search

<http://tv.somanuals.com>