

10-42 Passenger

6, 7 and 8 Row

Available in Gas
& Diesel

Front & Rear Lifts
Available

Guide XL Chevrolet/GMC
Dual Rear Wheel
19,500 GVWR



MID BUS

M a d e i n t h e U . S . A .

A Different Kind of School Bus Company!

Guide XL Chevrolet/GMC

GM 50,000 PSI Medium duty dual rear wheel

165.5" & 195.5" Wheelbase

8.1L Gasoline (225 HP) or

6.6L Duramax diesel (210 HP)

Air Conditioning

Chrome yellow paint

Standard model trim

Gray vinyl highback driver's seat, manual adjust

5-Speed automatic w/overdrive

40 Gallon fuel tank

Power brakes with 4 wheel antilock

Trip odometer

Power steering

School bus prep package

Black painted front bumper

Tinted glass

Drive shaft guards

Engine oil cooler

150 Amp alternator

Intermittent wipers w/pulse washer

Daytime running lights

Engine hour meter

Under hood air cleaner restriction gauge



505 East Jefferson St.
Bluffton, OH 45817
(877) 358-6055
FAX: (419)-358-2400
www.midbus.com

3/05

Mid Bus is a subsidiary of Collins Industries
Due to ongoing Engineering improvements
Mid Bus reserves the right to make changes without notification

Standard Body Equipment

All galvanized steel body
24" X 76" Double leaf entry door
Positive overlocking door control
Twelve inch entry step height
90" Interior width
74" Interior height
5/8" Plywood floor
Cove molding
Black rubber flooring with ribbed aisles
26" X 28.5" Split sash windows
Rubrails at seat and floor level
Color & function coded wiring harness
Four or eight light warning system
Clearance lights
Backup alarm

35" X 55" Rear emergency door
Three dome lights at each sidewall
Electric stop arm (optional)
Seven inch stop/tail lights
Seven inch turn signals
Four inch stop/tail lights
2-1/2" X 6" Backup lights (2)
Gray trim and seating material
FMVSS rearview and crossovers
Black wrap-around anti-ride rear bumper
All driver controls easily accessible
Full view one-piece transition glass
Lower window in emergency door
Headbumpers over doors

Dimensions

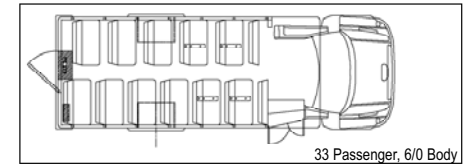
Passenger capacity	10 to 42
Interior height at aisle	74"
Interior Width	90"
Entrance door width and height	24" X 76"
Entrance step from ground	12"
Emergency door width and height	35" x 55"
Overall height	115" (excluding roof hatch & strobe)
Overall width	96" (excluding mirrors & stop arm)
Overall length	288.5" (6/0), 316" (7/0), 343 (8/0)
Passenger compartment length	166.5" (6/0), 194" (7/0), 221.5 (8/0)

Due to ongoing engineering improvements, Mid Bus reserves the right to make changes without notification.

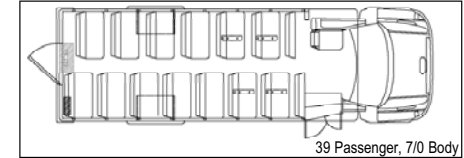
Popular Options

Fire block upholstery
Kickout windows
Roof escape hatch
Rear heater
Front and rear air conditioning
Safety equipment
White roof
Interior mirrors
AM/FM stereo radio w/CD player
PA system
Rubrails at window & skirt level
Colored rubber flooring
Strobe lights
Electric monitors
Crossing control arms
Static roof vent
Vandal lock on emergency door
Dark tinted windows
24", 26", 30", 34", 37", 39", 45" seats
Front or rear lift
Freedman activity seats
Collins DuraStraint™ Child Restraint Seats
IMMI 3 Point latch seats w/Child Restraint Seats

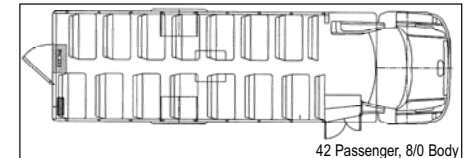
Popular Floor Plans



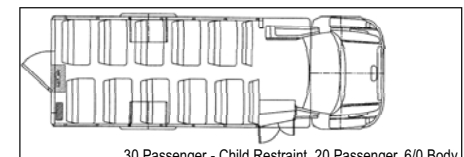
33 Passenger, 6/0 Body



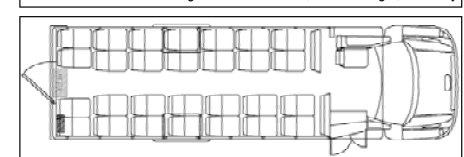
39 Passenger, 7/0 Body



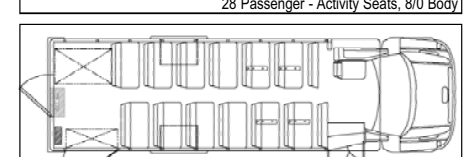
42 Passenger, 8/0 Body



30 Passenger - Child Restraint, 20 Passenger, 6/0 Body



28 Passenger - Activity Seats, 8/0 Body



36 Passenger - 1 WC, 8/0 Body

Distributor

Free Manuals Download Website

<http://myh66.com>

<http://usermanuals.us>

<http://www.somanuals.com>

<http://www.4manuals.cc>

<http://www.manual-lib.com>

<http://www.404manual.com>

<http://www.luxmanual.com>

<http://aubethermostatmanual.com>

Golf course search by state

<http://golfingnear.com>

Email search by domain

<http://emailbydomain.com>

Auto manuals search

<http://auto.somanuals.com>

TV manuals search

<http://tv.somanuals.com>