



HOSPITALITY SOLUTIONS

professional av mounts



Why Chief?



Chief mounts appear in the finest hotels and casinos around the world, providing end users the ultimate guest experience and comforts of home. An industry leader for more than 30 years, Chief's innovative AV mounting solutions are ideal for guest rooms, hanging quietly in lobbies and common areas, or securely supporting technology in the outdoors.



Chief is not just a mount provider, but also an industry partner providing valuable resources to ensure a complete state-of-the-art solution – from placement and aesthetics to full integration.

Largest line of mounting solutions worldwide


Chief offers the broadest line of solutions and supporting accessories worldwide. We aggressively evolve our products with changing technology, to ensure that we are at the forefront of the industry.


Top quality products, fast installation


Chief builds unique features into every mount, focusing on speed of installation while providing end users with the best in form and function. Our mounts are shipped fully assembled, and backed by an expert Technical and Customer Service Team.


Multiple levels of assistance

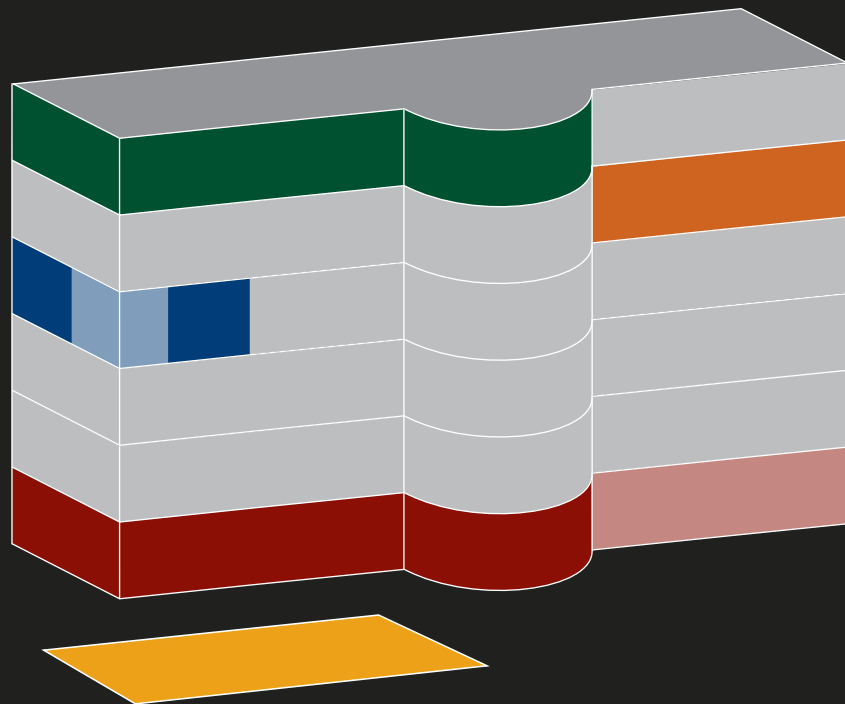
Chief is fully staffed to handle projects of varying complexity, in a wide range of applications. Dedicated technical and design resources work with you to create the perfect solution on time and within budget. From custom mounts to fully-integrated audio visual solutions, we can assist with as much or as little as you like.

 **State-of-art standard product mix**, including custom and universal interfaces, and UL Listed designs








 **A Display Solutions Team** that is capable of generating completely unique mounting solutions


 **Skilled, on-site consulting services** for larger projects

 **Custom kitting** to assist with sourcing of all aspects of your installation through Chief - from flat panel TVs and projectors to cables and power conditioners



Hospitality Solutions for:

- | | | |
|---|--|--|
|  Guest Rooms |  Conference Rooms |  Outdoor Patios |
|  Bathrooms |  Bars and Restaurants |  Gaming/Casinos |
|  Lobbies | | |



Flat Panel Wall Mounts



Common Applications

Guest Room

Bathroom

Common Area

Lobby

Restaurant/Bar

FSR™ ■ Fixed Wall Mount



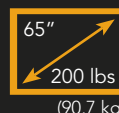
- Low-profile solution, only 0.75" (19 mm) deep
- 0.5" (13 mm) left/right lateral shift
- VESA 75 x 75 mm and 100 x 100 mm
- Available in black

MSR™ ■ Fixed Wall Mount



- Low-profile solution, 1.25" (32 mm) deep*
- 1.5" (38 mm) left/right lateral shift
- Rapid Level™ System for fast, hands-free leveling on wall
- Available in black

PST™ ■ Fixed Wall Mount



- Low-profile solution, 1.21" (31 mm) deep*
- 4" (102 mm) left/right lateral shift
- Rapid Level™ System for fast, hands-free leveling on wall
- Available in black

FTR™ ■ Tilt Wall Mount



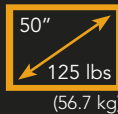
- +5/-15° smooth fingertip tilt
- Low-profile solution, 1.95" (50 mm) deep
- 0.5" (13 mm) left/right lateral shift
- VESA 75 x 75 mm and 100 x 100 mm
- Available in black

FWS™ ■ Single Swing Arm



- Extends 9.44" (240 mm) and pivots up to 180° for broad range of motion
- +/-15° Centris™ Fingertip Tilt
- In-arm cable channels conceal and protect cables
- Available in black and silver

MTR™ ■ Tilt Wall Mount



- 15° tilt adjustment
- 1.5" (38 mm) left/right lateral shift
- Rapid Level™ System for fast, hands-free leveling on wall
- Available in black

MPW™ ■ Dual Swing Arm



- Extends 8.75" (222 mm) and swivels up to 45° for broad range of motion
- Low-profile solution, only 1.5" (38 mm) deep in home position*
- Integrated lateral shift
- Available in black and silver

PLP™ ■ Pull-N-Tilt™ Wall Mount



- 15° smooth fingertip tilt
- Low-profile solution, 1.8" (46 mm) deep*
- Bottom pulls out 3" (76 mm) for easy cable access and routing
- Available in black

PDR™ ■ Dual Swing Arm



- Extends 37.38" (949 mm) and swivels up to 90° for broad range of motion
- +5/-15° Centris™ Fingertip Tilt
- In-arm cable channels conceal and protect cables
- Available in black and silver



Table Stands



Common Applications

Guest Room
Common Area
Conference Room

MTS™ Bolt-Down Table Stand

45"
100 lbs
(45.4 kg)



- Secure bolt-down design
- Keyed locking options
- Swivel of +/- 10°, 20°, 30°, 40° or 270°
- Quick-connect/disconnect for fast installation and service
- Available in black and silver

MSS™ Swivel Table Stand

50"
125 lbs
(56.7 kg)



- +/-45° swivel with optional stops at +/-15°, 25° or 35°
- 5" (127 mm) height adjustment for screen heights up to 32" (813 mm)
- Two cable management options
- Available in black and silver

Also Available: PSS™ Swivel Table Stand for large flat panel TVs up to 50" and 175 lbs (79.4 kg)

MPO™ Pull-Out Swivel Mount

40"
130 lbs
(59 kg)



- For new or retrofit cabinet and armoire installations
- 5.5" (140 mm) SmoothGlide™ extension for better viewing angle
- 15° yaw left and right of center
- Available in black

Display Carts & Stands



MF1™ ■ Display Stand

(56.7 kg)

- 4' - 7' (1.2 m - 2.1 m) telescoping height adjustment
- +/-15° Centris™ Fingertip Tilt
- ClickConnect™ Technology confirms flat panel is secure - no tools or levers
- Available in black and silver



Also Available: PF1™ Display Stand for extra-large flat panel TVs up to 65" and 200 lbs (90.7 kg)



MFC™ ■ Mobile Cart

(56.7 kg)

- 4' - 6' (1.2 m - 1.8 m) telescoping height adjustment
- +/-15° Centris™ Fingertip Tilt
- ClickConnect™ Technology confirms flat panel is secure - no tools or levers
- Available in black and silver



Also Available: PFC™ Mobile Cart for extra-large flat panel TVs up to 65" and 200 lbs (90.7 kg)



Common Applications

Common Area

Lobby

Conference Room

Automated Mounts



Common Applications

- Guest Room
- Common Area
- Lobby
- Conference Room

CM1W18™ ■ Swing Arm Mount

61"
170 lbs
(77.1 kg)



- Extends 18" (457 mm) and swivels up to 50° for a broad range of motion
- Collapses to 4.25" (108 mm) with a recessed installation
- 3 programmable viewing positions
- Available in black

CM7W12™ ■ Swing Arm Mount

63"
180 lbs
(81.6 kg)



- Extends 12" (305 mm) and swivels up to 28° for a broad range of motion
- 2 programmable viewing positions
- Easy on-wall installation with decorative cover for a finished look
- Available in black

CM2L40™ ■ Pop-Up Lift



- Travels up to 40" (102 cm) with a stored height of only 31" (787 mm)
- Provides quick, quiet travel at over 2" (51 mm) per second
- Integrated cable management
- Available in black

CM3T45™ ■ Swivel Table Stand



- +/-45° automated swivel with optional stops at 15°, 25° and 35°
- 5" (127 mm) height adjustment
- Free standing base with bolt-down capability for increased security
- Available in black and silver

CM2C40™ ■ Ceiling Lift



- Travels up to 40" (102 cm) with a stored height of only 31" (787 mm)
- Provides quick, quiet travel at over 2" (51 mm) per second
- Integrated cable management
- Available in black



Furniture



Common Applications

Guest Room
Common Area

JFA36e™ ■ AV Cabinet

32"
100 lbs
(45.4 kg)



- Versatile 5-shelf design
- Adjustable shelves accommodate any size AV system
- Convection cooling system keeps AV components at proper temperature
- Available in Espresso

JFV65e™ ■ Lowboy Cabinet

80"
275 lbs
(124.7 kg)



- Versatile 3-shelf design
- Adjustable, tempered glass shelves accommodate any size AV system
- Sliding glass doors provide easy access to AV components
- Available in Espresso

JFBD1e™ ■ Backdrop

63"



- Mounts directly to back of JFV65e Lowboy; supports large and extra-large flat panel wall mounts
- Grade A hardwood veneers and solid frame provide stability and style
- Available in Espresso

WFV44™ ■ TV Cabinet



- Adjustable shelves accommodate any size AV system
- Convection cooling system keeps AV components at proper temperature
- Removable glass & wood door inserts
- Available in Cherry and Mocha

PFFP™ ■ Flat Panel TV Stand



- Two adjustable shelves accommodate any size AV system
- Wire management channel provides a clean finish
- Great alternative to wall mounting
- Available in black and silver

WFV66™ ■ Lowboy Cabinet



- Adjustable shelves accommodate any size AV system
- Convection cooling system keeps AV components at proper temperature
- Center channel cavity with grill cloth
- Available in Cherry and Mocha

PFFP2™ ■ Flat Panel TV Stand




- Three adjustable shelves accommodate any size AV system
- Wire management channel provides a clean finish
- Great alternative to wall mounting
- Available in black and silver

TVLCD™ ■ TV Turntable



- Mount swivels from left to right for better viewing from all angles
- Easy to assemble
- Compatible with medium LCD TVs
- Available in black and silver



Ceiling Mounts



Common Applications

- Common Area
- Lobby
- Conference Room
- Restaurant/Bar

MCS™ ■ Single Ceiling Mount*

50"
125 lbs

(56.7 kg)



- +5°/-20° Centris™ Fingertip Tilt
- 5° roll; 360° yaw
- ClickConnect™ Technology confirms flat panel is secure - no tools or levers
- Portrait or landscape installation
- Available in black

PCS™ ■ Single Ceiling Mount*

63"
200 lbs

(90.7 kg)



- +5°/-20° Centris™ Fingertip Tilt
- +/-2° roll; 360° yaw
- ClickConnect™ Technology confirms flat panel is secure - no tools or levers
- Portrait or landscape installation
- Available in black



RPA Elite™ ■ Projector Mount

(22.7 kg)

- Independent roll, pitch and yaw
- MicroZone™ adjustment for fast and precise projector registration
- Optional Q-Lock™ integrated security
- Custom & universal interface options
- Available in black, silver and white*



RPA™ ■ Projector Mount

(22.7 kg)

- Independent roll, pitch and yaw
- Low-profile, aesthetic design
- Integrated cable management
- Quick projector connect/disconnect
- Custom & universal interface options
- Available in black, silver and white*



SL150™ ■ Projector Lift

(15.9 kg)

- Low profile automated solution, only 11" (279 mm) overall height
- Provides 8.25" (210 mm) of travel
- +/-2° roll; +/-12° pitch; +/-5° yaw
- For use with finished or suspended ceilings, or push-up table installations



Projector Mounts



Common Applications

Conference Room

Restaurant/Bar

Frames & Enclosures



DGC™ ■ Outdoor Enclosure

65"
100 lbs
(45.4 kg)



- Fully sealed with keyed locking
- Filter fan system keeps electrical equipment cool and dust free
- Enclosures available for 32", 42", 50" and 65" flat panels
- Available in silver

DFK™ ■ Decorative Frame Kit

50"



- Includes spacer for easy alignment
- Designed to fit 32", 42" and 50" flat panel TVs
- Optional DFM Optical Mirror
- Available in black, dark pecan, silver and gold



Common Applications

- Outdoor
- Pool
- Guest Room

Solutions at Every Turn



Hospitality Solutions for:

- Guest Rooms
- Conference Rooms
- Outdoor Patios
- Bathrooms
- Bars and Restaurants
- Gaming/Casinos
- Lobbies

Contact Us



Chief Manufacturing ■ A Division of Milestone AV Technologies
800.582.6480 USA ■ 877.345.4329 Canada ■ www.chiefmfg.com

©2008 Milestone AV Technologies. Chief is a registered trademark of Milestone. All other brand names or marks are used for identification purposes and are trademarks of their respective owners. All patents are protected under existing designations. Other patents pending. Printed in the USA. 800110A 5/08

Free Manuals Download Website

<http://myh66.com>

<http://usermanuals.us>

<http://www.somanuals.com>

<http://www.4manuals.cc>

<http://www.manual-lib.com>

<http://www.404manual.com>

<http://www.luxmanual.com>

<http://aubethermostatmanual.com>

Golf course search by state

<http://golfingnear.com>

Email search by domain

<http://emailbydomain.com>

Auto manuals search

<http://auto.somanuals.com>

TV manuals search

<http://tv.somanuals.com>