

# LW600

Boardrooms

Houses of worship

Large conference rooms

Rental/Staging

Small auditoriums

*Lens sold separately*



## Widen your presentation experience

The Christie LW600 offers the best of both worlds, ideally suited for data and video presentation. The 17:10 aspect ratio, which can also be set to 16:9, or 4:3 for PC and 16:9 for Video, meets today's wide screen presentation needs. In a boardroom, classroom, rental or staging setting, the Christie LW600 provides the flexibility in data resolution to meet your presentation needs.

The new inorganic LCD light engine, provides more robust LCD panels and produces greater contrast levels for truer, richer blacks. The 10-bit processing power of the Christie LW600 produces natural, color tone reproduction, picture stability without image noise and virtually flawless video presentation.

With a suite of 12 optional high performance lenses and a range of input modules, the LW600 can match your installation and input signal sources. The Christie LW600 provides flexibility for virtually any installation.

This digital projector provides high brightness at 6000 ANSI lumens and a 2000:1 contrast ratio from a dual lamp, optical engine. The Christie LW600 boasts high performance, low maintenance and an overall low cost of ownership.

A unique dual lamp system delivers incredible brightness and color uniformity in a two or one lamp mode. Auto-switching lamp feature makes the LW600 the perfect option for installations where lamp redundancy is crucial.

Utilizing a new cooling design and AutoFilter system, service intervals are extended. This easy-to-use cartridge system automatically rotates a new sheet of filter every 1000 hours of use for up to 10,000 hours before having to replace the cartridge.

**CHRISTIE®**

LW600



▲ AutoFilter system provides 10,000 hours of hassle-free operation (typical use), before having to replace the cartridge, reducing the total cost of ownership of the projector.



▲ The LW600 new dual lamp design provides high brightness and increased uniformity even in a single lamp mode.

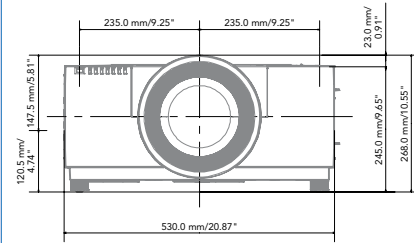


▲ The LW600 offers input flexibility by providing two option board slots to allow for additional signal connectivity from a variety of option cards.

|                                   |                           |  |   |
|-----------------------------------|---------------------------|--|---|
| Image                             | brightness                | <ul style="list-style-type: none"> <li>• 6000 ANSI lumens</li> </ul>   |   |
|                                   | contrast                  | <ul style="list-style-type: none"> <li>• 2000:1 (full on/off)</li> </ul>   |   |
|                                   | uniformity                | <ul style="list-style-type: none"> <li>• 90% brightness uniformity (corner to center)</li> </ul>   |   |
| Display                           | type                      | <ul style="list-style-type: none"> <li>• 3 x 1.22" inorganic LCDs</li> </ul>   |   |
|                                   | native resolution         | <ul style="list-style-type: none"> <li>• True WXGA (1366 x 800) PC (17:10) and 16:9 aspect ratio video</li> </ul>  |   |
| Lamp                              | type                      | <ul style="list-style-type: none"> <li>• Dual 330W NSHA</li> </ul>   |   |
|                                   | life                      | <ul style="list-style-type: none"> <li>• Normal mode: 2000 hours, Eco mode: 3000 hours</li> </ul>  |   |
| Input                             | signals                   | <ul style="list-style-type: none"> <li>• VGA through to UXGA (1600 x 1200)</li> <li>• NTSC, NTSC 4.43, PAL, PAL M, SECAM, PAL-N, PAL 60</li> <li>• Accepts current HDTV formats, 480i through 1080i (1080p via Digital connection only)</li> <li>• 10-bit digital processing (1.07 billion color reproduction capability)</li> </ul>   |   |
|                                   | pixel clock<br>scan rates | <ul style="list-style-type: none"> <li>• 230 MHz (analog), 122.85 MHz (digital)</li> <li>• Horizontal: 15 to 120 kHz, Vertical: 48 to 120 Hz</li> </ul>  |   |
| Inputs, control<br>and networking |                           | <ul style="list-style-type: none"> <li>• Input 1: DVI-D x 1, HD15 x 1</li> <li>• Input 2: BNC x 5 (R,G,B,H,V &amp; Y,Pb/Cb, Pr/Cr &amp; Composite), Mini DIN 4-pin (S-video)</li> <li>• Serial input: Dsub-9 x 1, Serial output: Dsub-9 x 1</li> <li>• R/C jack - mini jack x 1</li> <li>• Service port: USB B-Type x 1</li> </ul>   |   |
|                                   |                           | Optical system   | <ul style="list-style-type: none"> <li>• Motorized zoom, focus and lens shift</li> <li>• Lens shift: horizontal left/right 13%; vertical up/down ±50% (calculations based on center lens center image using Standard Zoom Lens, not included)</li> <li>• Mechanical light shutter</li> </ul>  |
| Standard accessories              |                           | <ul style="list-style-type: none"> <li>• Wireless/wired remote unit (two "AA" type batteries and wired cable included)</li> <li>• User manual (CD-ROM and quick manual)</li> <li>• Computer cable (Dsub15-Dsub15)</li> <li>• AC cord UL type (NEMA 6-20P plug type)</li> <li>• European 2P plug type</li> </ul>  |   |
| Optional accessories              |                           |  |   |
| lenses                            |                           | <ul style="list-style-type: none"> <li>• Short Fixed: 1.1:1</li> <li>• Short Fixed: 1.65:1</li> <li>• Short Zoom: 1.9-2.5:1</li> <li>• Short Zoom: 2.1-2.8:1</li> <li>• Wide Zoom: 1.3-1.8:1</li> <li>• Short Zoom: 1.6-2.1:1</li> <li>• Wide Fixed: 0.8:1</li> <li>• Standard Zoom: 2.8-3.6:1</li> <li>• Standard Zoom: 3.6-4.8:1</li> <li>• Semi Long Zoom: 4.8-6.2:1</li> <li>• Long Zoom: 6.1-8.5:1</li> <li>• Long Zoom: 8.7 to 12.4:1</li> </ul> | <p style="writing-mode: vertical-rl; transform: rotate(180deg);">part numbers</p> <ul style="list-style-type: none"> <li>• 38-809043-52</li> <li>• 38-809036-52</li> <li>• 38-809037-52</li> <li>• 38-809094-51</li> <li>• 38-809045-52</li> <li>• 103-103101-01</li> <li>• 103-101001</li> <li>• 38-809039-52</li> <li>• 38-809044-52</li> <li>• 38-809040-52</li> <li>• 38-809042-52</li> <li>• 38-809070-51</li> </ul> |
|                                   |                           |  |   |
| replacement parts                 |                           | <ul style="list-style-type: none"> <li>• Lamp 330W NSHA</li> <li>• AutoFilter cartridge</li> </ul>   | <ul style="list-style-type: none"> <li>• 003-120394-01</li> <li>• 003-002003-01</li> </ul>  |

**Enhanced feature sets**

- Customizable start-up logo
- Auto-switching lamp feature (single lamp mode)
- Digital keystone feature: ± 40° vertical (max); ± 20° horizontal (max)
- Intuitive graphical user interface
- Built-in keypad
- Front and rear infrared sensors
- Built-in RS-232c port
- Carrying handle – security bar
- Auto Discoloration Prevention with 3D-AUCC technology
- AutoFilter technology – up to 10,000 hours cartridge life (typical environment)
- Top loading lamp access
- Aspect ratio selection; 4:3, 16:9, real, custom modes



**Power requirements**

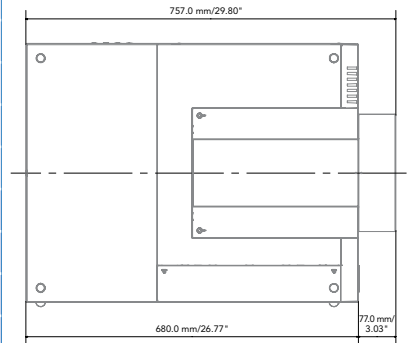
operating voltage  
operating current  
power  
dissipation

- 100–120V and 200–240V ± 10%
- 11.2A max @ 100V/5.1A max @ 200V
- 950W
- 3230 BTU/hr

**Dimensions**

size  
shipping dimensions  
weight  
shipping weight

- (LxWxH) 29.8 x 20.9 x 10.3" (757 x 530 x 267 mm) - includes feet protrusion
- (LxWxH) 37.4 x 33.3 x 21.3" (951 x 846 x 542 mm)
- 60.85 lb (27.6 kg)
- 83.7 lb (38.0 kg)



**Noise**

- Normal mode: 50 dBA, Eco mode: 47 dBA

**Operating environment**

- Temperature: 41 to 104° F (5 to 40° C)
- Storage temperature: 14 to 140° F (-10 to 60° C)
- Humidity: 20–80% non-condensing
- Altitude: 0–8858ft (0–2700m)

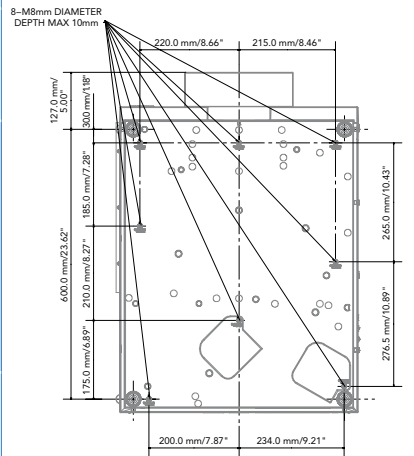
**Regulatory approvals**

This product conforms to the following regulations related to product safety, environmental requirements and electromagnetic compatibility (EMC):

- FCC Part 15, Subpart B Class A
- CISPR22/EN55022
- CISPR24/EN55024
- UL 60950-1 first edition
- CAN/CSA-C22.2 No 60950-1-03 first edition
- IEC60950-1:2001
- 2002/95/EC RoHS

**Limited warranty**

- Projector: 3 years parts and labor
- Lamp: 120 days or 500 hours, whichever comes first
- Contact an authorized Christie representative for full details of our limited warranty



◀ The Christie LW600 is ideal for data presentations. The 17:10 aspect ratio, which can also be set to 16:9, or 4:3 for PC and 16:9 for Video, meets today's wide screen presentation needs. (Image is not to scale.)

### Corporate offices

USA – Cypress  
ph: 714-236-8610  
Canada – Kitchener  
ph: 519-744-8005

### Worldwide offices


United Kingdom  
ph: +44 118 977 8000  
Germany  
ph: +49 2161 664540  
France  
ph: +33 (0) 1 41 21 44 04

Hungary/Eastern Europe  
ph: +36 (0) 1 47 48 100  
Singapore  
ph: +65 6877 8737  
Shanghai  
ph: +86 21 6278 7708

Beijing  
ph: +86 10 6561 0240  
Korea  
ph: +82 2 702 1601  
Japan  
ph: +81 3 3599 7481



For the most current specification information, please visit [www.christiedigital.com](http://www.christiedigital.com)

 Copyright 2008 Christie Digital Systems, Inc. All rights reserved. All brand names and product names are trademarks, registered trademarks or tradenames of their respective holders. Canadian manufacturing facility is ISO 9001 and 14001 certified. Performance specifications are typical. Due to constant research, specifications are subject to change without notice. Printed in Canada on recycled paper. 2332 Apr 08

**CHRISTIE**<sup>®</sup>

## Free Manuals Download Website

<http://myh66.com>

<http://usermanuals.us>

<http://www.somanuals.com>

<http://www.4manuals.cc>

<http://www.manual-lib.com>

<http://www.404manual.com>

<http://www.luxmanual.com>

<http://aubethermostatmanual.com>

Golf course search by state

<http://golfingnear.com>

Email search by domain

<http://emailbydomain.com>

Auto manuals search

<http://auto.somanuals.com>

TV manuals search

<http://tv.somanuals.com>