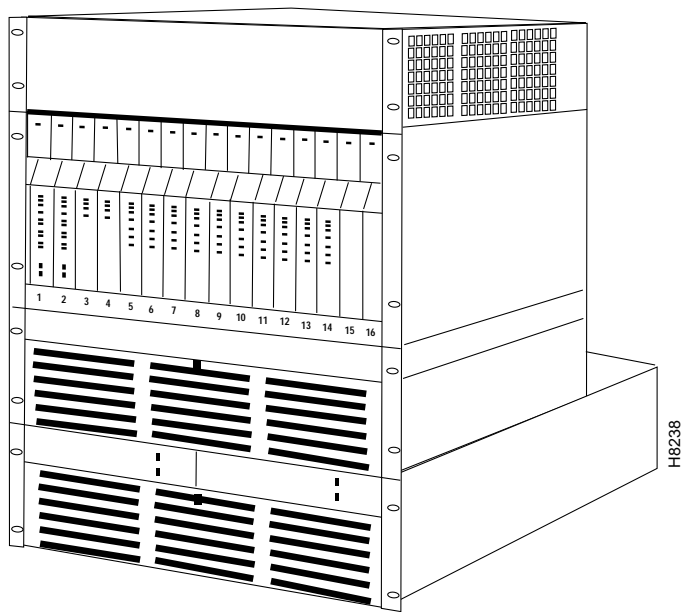


# Introduction

---

This manual describes the features and functions of Release 3.0 of the Cisco MGX™ 8220 edge concentrator. (See Figure 1-1.)

**Figure 1-1** MGX 8220 Edge Concentrator



## MGX 8220 System Overview

The MGX 8220 shelf is designed on the philosophy that large scale deployment of narrowband and medium-band services is best handled using an ATM infrastructure. In fact, support of these services can, by themselves, justify an ATM infrastructure. The same infrastructure can then be used to provide broadband services to customers when and where they are needed.

The MGX 8220 shelf is an adjunct shelf to the Cisco BPX® 8600 series wide-area switch. Architecturally it provides:

- A means for flexibly providing many narrowband and/or medium-band ATM and non-ATM service interfaces without consuming BPX switch slots.
- Conversion of non-ATM traffic streams to and from ATM traffic streams using Adaptation Layer standards.
- A means for concentrating the traffic from the narrowband and/or medium-band interfaces onto the broadband ATM ports of the BPX switch.

### Service Interfaces

The MGX 8220 shelf is a flexible standards-based service access platform. The MGX 8220 shelf can support a wide range of services over narrowband and mid-band user interfaces, mapping all the service traffic to and from ATM, based upon standardized interworking methods. The aggregated traffic is sent/received over an ATM interface to an ATM switch (BPX switch), using up a single port on the ATM switch.

Release 3.0 of the MGX 8220 shelf supports up to 40 channelized or non-channelized T1 and E1 interfaces on a single shelf providing support for Frame Relay UNI and NNI; ATM UNI, NNI, and FUNI; Frame Relay to ATM network interworking; Frame Relay to ATM service interworking and circuit emulation services. The MGX 8220 shelf Release 3.0 also supports the use of Inverse Multiplexing for ATM (IMA) to provide ATM trunking below T3/E3.

The system's modular, software-based architecture enables it to support these and other additional user services in the future, through downloadable software upgrades or new hardware modules.

### Standards-Based Conversion to ATM

All user information received by MGX 8220 interfaces is converted into 53-byte ATM cells, using standard ATM Adaptation Layers (AALs), for transport over the ATM backbone network. Cell segmentation and reassembly (SAR) and other adaptation functions are distributed to each interface module to eliminate system bottlenecks.

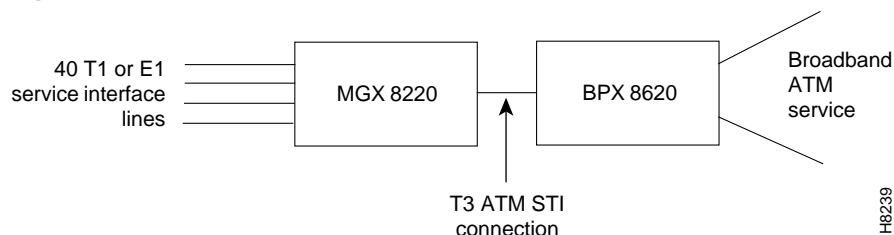
- For Circuit Emulation Services, AAL1 is used.
- For Frame Relay (FR to ATM network interworking), AAL5 and FR-SSCS (Frame Relay Service Specific Convergence Sublayer) are used.
- For Frame Relay to ATM service interworking, both transparent and translation modes are supported to map FR to native ATM AAL5.
- For Frame Forwarding, AAL5 is used.

## Aggregation of Traffic into ATM Networks

Each MGX 8220 shelf connects to the BPX switch across a T3 or E3 ATM STI (Cisco Trunk Interface) to a BNI module on the BPX switch. Thus, the MGX 8220 shelf Release 3.0 supports aggregation of traffic up to 40 T1 or E1 access ports or up to 1240 64-Kbps subscribers, onto a single T3 or E3 trunk, using only a single port on the BPX switch.

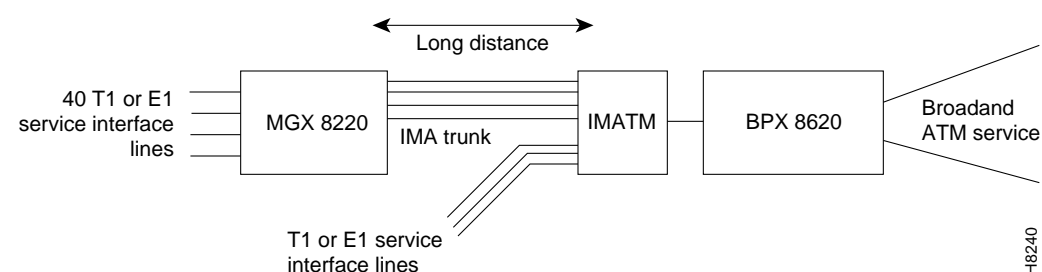
In this release, the MGX 8220 shelf should normally be collocated with the BPX switch. Figure 1-2 shows how the MGX 8220 shelf usage is envisioned in Release 3.0.

**Figure 1-2 MGX 8220/BPX Switch Relationship**



For remote locations with limited bandwidth needs, the MGX 8220 shelf can be remoted from the BPX switch using IMA trunk machines. (See Figure 1-3.)

**Figure 1-3 Remote Cisco MGX 8220 Configuration**



The following sections provide an overview of the MGX 8220 shelf, the Release 3.0 cards, and management capabilities. In-depth details are provided in subsequent chapters.

## MGX 8220 Shelf

Physically, the MGX 8220 shelf consists of cards in a 19 inch rack mountable shelf.

The shelf can be powered either from a -48VDC source or from a 220V AC source. The DC version includes DC power entry modules that can be mounted in the shelf. The AC version requires an external rack mounted AC Power Module. Both versions require a rack mounted cooling assembly. Multiple MGX 8220 shelves can be mounted in the same rack, sharing power and cooling assemblies.

The MGX 8220 shelf contains 16 slots where each slot can accommodate a front card and a back card. The front row is used for function modules, cards that perform more complex functions within the unit (for example, frame relay to ATM conversion). The back row is used for line modules, cards that provide interfaces to one or more transmission lines connected to the MGX 8220 shelf (for example, the trunk line to the BPX switch or an RS-232 line to a control terminal).

## MGX 8220 Cards

MGX 8220 cards are always installed as a pair consisting of a front card (function module) and a matching back card (line module) in the same slot, except for the SRM-T1E1 card which only has a front card. Communication between slots is achieved through buses in the shelf backplane.

Release 3.0 consists of the following module pairs:

- **MGX 8220 Shelf Controller(ASC)**  
This is a pair of cards providing overall control of the shelf and providing line interfaces to maintenance and control ports which are used for user configuration and management of the shelf.
- **Broadband Network Module (BNM-T3)**  
This is a pair of cards which together provide the interface to the attached BPX switch over a T3 ATM interface.
- **Broadband Network Module (BNM-E3)**  
This is a pair of cards which together provide the interface to the attached BPX switch over a E3 ATM interface.
- **Frame Service Module for T1 (FRSM-4T1)**  
This card provides interfaces for up to four T1 lines, each of which can support one 56 kbps or one Nx64 kbps FR-UNI, FR-NNI port, ATM-FUNI, or Frame Forwarding port.
- **Frame Service Module for T1 channelized (FRSM-4T1-C)**  
This card provides interfaces for up to four T1 lines, each of which can support multiple (up to 24) 56 kbps or Nx64 kbps FR-UNI, FR-NNI, ATM-FUNI, or Frame Forwarding port.
- **Frame Service Module for E1 (FRSM-4E1)**  
This card provides interfaces for up to four E1 lines, each of which can support one 56 kbps or one Nx64 kbps FR-UNI, FR-NNI, ATM-FUNI, or Frame Forwarding port.
- **Frame Service Module for E1, channelized (FRSM-4E1-C)**  
This card provides interfaces for up to four E1 channelized frame relay lines, each of which can support multiple (up to 31) 56 kbps or Nx64 kbps FR-UNI, FR-NNI, ATM-FUNI, or Frame Forwarding port.
- **ATM UNI Service Module for T1 (AUSM-4T1)**  
This card provides interfaces for up to four T1 lines, each of which can support one T1 ATM UNI or ATM NNI.
- **ATM UNI Service Module for E1 (AUSM-4E1)**  
This card provides interfaces for up to four E1 lines, each of which can support one E1 ATM UNI or ATM NNI.
- **Circuit Emulation Service Module for T1 (CESM-4T1)**  
This card provides interfaces for up to four T1 lines, each of which is a 1.544 Mbps unstructured synchronous data stream.
- **Circuit Emulation Service Module for E1 (CESM-4E1)**  
This card provides interfaces for up to four E1 lines, each of which is a 2.048 Mbps unstructured synchronous data stream.
- **Inverse Multiplexing for ATM Trunk Module—T3 to T1 (IMATM-T3-T1)**  
This card acts as an extension of the BPX BNI card and permits the BPX ATM trunk to be used over multiple (up to 8) T1 lines instead of a single T3 line.
- **Inverse Multiplexing for ATM Trunk Module—E3 to E1 (IMATM-E3-E1)**  
This card acts as an extension of the BPX BNI card and permits the BPX ATM trunk to be used over multiple (up to 8) E1 lines instead of a single E3 line.

- Service Resource Module (SRM-T1E1)  
This card provides loopback and bit error rate testing (BERT) functions and 1:N redundancy for the service modules.

The ASC and the BNM modules must be present in an MGX 8220 shelf and are referred to as the core modules. The MGX 8220 shelf release 3.0 supports redundant core modules where one ASC/BNM set is an active set and a second ASC/BNM is a standby set. In the event of a malfunction, the standby set automatically takes over as the active set. The SRM is optional. If present, it is part of the core card set, with switchover to the standby upon a malfunction of the active BNM or ASC.

## MGX 8220 Management

The functions and operation of the MGX 8220 shelf are achieved through downloaded firmware. The firmware controls the overall operation of the shelf and responds to configuration and other commands received from a user terminal or workstation. The MGX 8220 shelf has a command repertoire of over 60 user commands which are used to configure and display the various operational parameters of the shelf.

The current status and configuration parameters of the MGX 8220 modules are maintained in a Management Information Base (MIB) which is updated by the firmware as changes in status and configuration occur. The MIB can be interrogated using SNMP commands.

Most of the functions of the MGX 8220 shelf Release 3.0 can be effected through the graphical user interface provided in StrataView Plus 8.2.

The ASC module includes three ports for user input of management commands. A further means of management access is provided in-band over the ATM trunk.

The maintenance port is a simple RS-232 port for direct connection to an alpha-numeric terminal into which the user can type commands through a Command Line Interface (CLI).

The control port (SLIP protocol only), the LAN (Ethernet) port and the In-band ATM connection all support the CLI (via Telnet), TFTP and SNMP protocols for communicating with the MGX 8220 shelf.

## New in Release 3.0

This section provides a very brief description of the new MGX 8220 shelf features that have been added since Release 2.x.

- A new Broadband Network Module is available which supports E3 trunking to the BPX switch.
- The new Circuit Emulation Service Modules (CESM) provide support for unstructured synchronous data streams on both T1 and E1 lines.
- The Frame Service Module (FRSM) adds support for frame forwarding on a port-by-port basis.
- The ATM UNI Service Module (AUSM) now supports a number of new features including SRM BERT support, enhanced CAC (Connection Admission Control), and Virtual Path Connection capability.
- The optional SRM (Service Resource Module) which provides for loopback and BERT testing of lines and ports now provides 1:N redundancy for service modules as a feature license.
- The new Inverse Multiplexing for ATM Trunk Module 0- (IMATM) permits BPX nodes to use multiple (up to 8) T1 or E1 lines as ATM trunks instead of a single T3 or E3 line. This card is housed in the MGX 8220 shelf but acts as an extension to the BPX BNI card.



## Free Manuals Download Website

<http://myh66.com>

<http://usermanuals.us>

<http://www.somanuals.com>

<http://www.4manuals.cc>

<http://www.manual-lib.com>

<http://www.404manual.com>

<http://www.luxmanual.com>

<http://aubethermostatmanual.com>

Golf course search by state

<http://golfingnear.com>

Email search by domain

<http://emailbydomain.com>

Auto manuals search

<http://auto.somanuals.com>

TV manuals search

<http://tv.somanuals.com>