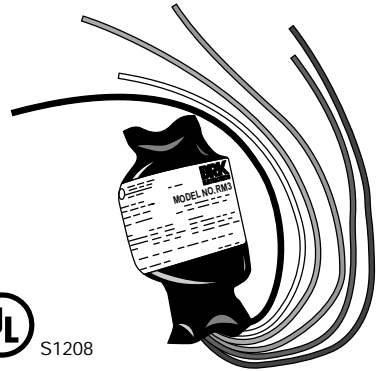


RM3 ACCESSORY RELAY 120V AC, 60 Hz, .02 AMP

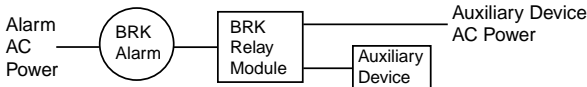
Interconnects smoke alarms
and heat alarms with:

- Lights
- Sirens
- Exit Signals
- Escape Lights
- Exhaust Fans
- Other Auxiliary Devices



General Description

This accessory relay is designed to activate auxiliary devices such as bells, lights and door closers. The RM3 Relay is intended for use with BRK Electronics Models 4120SB, 4120B, 4120, 4919, 5919, 5919TH and First Alert Models SA4121B, SA4120 and SA4919B. The relay contacts will activate whenever any interconnected Alarm sounds. The relay contacts will automatically deactivate when the alarms stop sounding. This relay must be installed in a junction box.



⚠ WARNING!

- Read and follow all instructions supplied with each Alarm and the RM3 Relay before installing and using the relay. Do not attempt to connect any auxiliary devices without using the RM3 Relay. Use the RM3 Relay only with compatible BRK Electronics, Inc. and First Alert Alarms.
- The RM3 Relay will not operate auxiliary devices without 120V AC power. The Smoke and Heat Alarms provide the interconnect signal to trigger the RM3 Relay – they do not supply any power to drive the auxiliary device.

AC Alarms and AC Alarms with battery backup can be interconnected. Under 120 V AC power all units will respond if at least one Smoke or Heat Alarm sounds. When AC power is interrupted, only the interconnected Alarms with battery backup will be capable of initiating an audible Alarm. Alarms with AC power only will not operate.

- NFPA guidelines allow a maximum of 18 compatible First Alert and BRK Electronics, Inc. Smoke Alarms, Heat Alarms and RM3 Relays to be interconnected. No more than 12 of the 18 devices shall be Smoke Alarms.
- The RM3 Relay should not be used to connect groups of alarms with a fire alarm control panel or to interconnect chains of alarms to each other since there will be no way of knowing which detector caused the alarm.
- Residential Smoke and Heat Alarms do not latch. If alarm levels of smoke or heat subside, the operation of the audible alarm signal and the auxiliary device connected to the RM3 will automatically cease.
- The RM3 Relay should only be installed where conditions normally remain between 40° F to 100° F and 10% to 90% relative humidity.
- Alarm and relay installation must conform to the electrical codes in your area and Article 760 of the U.S. National Electrical Code. Wiring should be performed only by a licensed electrician. This relay should be used only in a covered junction box with sufficient volume for proper installation. The circuit used to power the alarm and relay must be a 24-hour 120V AC pure sine wave, 60Hz circuit that is not controlled by a switch or a dimmer.

⚠ DANGER!

ELECTRICAL SHOCK HAZARD: TURN OFF POWER AT THE FUSE BOX OR CIRCUIT BREAKER TO THE AREA WHERE YOU WILL BE WORKING.

Installation

To install this relay to an alarm, connect the power wires as listed below. (If wiring the relay remote from the alarm, use a maximum of 1000 feet of #18AWG or larger wire rated at least 300V.)

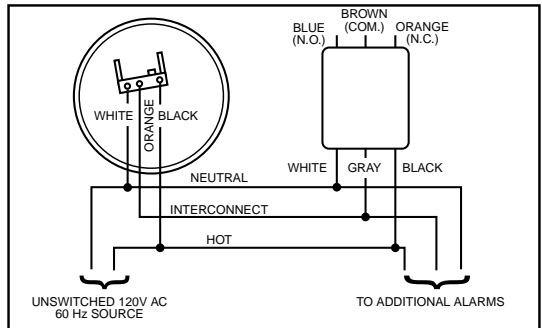
ALARM		RELAY
BLACK WIRE	(HOT)	BLACK WIRE
WHITE WIRE	(NEUTRAL)	WHITE WIRE
ORANGE WIRE	(INTERCONNECT)	GRAY WIRE

Now connect the accessory to be activated by the relay to the relay's switch contact wires as listed below. (Use wiring appropriate to the auxiliary device being controlled.) NOTE: Since voltage is present on all relay contact wires at some time during operation, the installer must properly insulate any unused relay contact wire.

BROWN WIRE:	HOT CONTACT TO AUXILLIARY DEVICE
ORANGE WIRE:	NORMALLY CLOSED CONTACT
BLUE WIRE:	NORMALLY OPEN CONTACT

CONTACT RATINGS (MAXIMUM):

VOLTAGE	RESISTIVE	MOTOR
120V AC	15 AMP	1/3 H.P.
30V DC	15 AMP	



After installation, test the interaction of the auxiliary device with the alarm by pressing the alarm test button.

5-Year Limited Warranty

BRK Brands, Inc., ("BRK") the maker of First Alert® brand products warrants that for a period of five years from the date of purchase, this product will be free from defects in material and workmanship. BRK, at its option, will repair or replace this product or any component of the product found to be defective during the warranty period.

Replacement will be made with a new or remanufactured product or component. If the product is no longer available, replacement may be made with a similar product of equal or greater value. This is your exclusive warranty.

This warranty is valid for the original retail purchaser from the date of initial retail purchase and is not transferable. Keep the original sales receipt. Proof of purchase is required to obtain warranty performance. BRK dealers, service centers, or retail stores selling BRK products do not have the right to alter, modify or any way change the terms and conditions of this warranty.

This warranty does not cover normal wear of parts or damage resulting from any of the following: negligent use or misuse of the product, use on improper voltage or current, use contrary to the operating instructions, disassembly, repair or alteration by anyone other than BRK or an authorized service center. Further, the warranty does not cover Acts of God, such as fire, flood, hurricanes and tornadoes.

BRK shall not be liable for any incidental or consequential damages caused by the breach of any express or implied warranty. Except to the extent prohibited by applicable law, any implied warranty of merchantability or fitness for a particular purpose is limited in duration to the duration of the above warranty. Some states, provinces or jurisdictions do not allow the exclusion or limitation of incidental or consequential damages or limitations on how long an implied warranty lasts, so the above limitations or exclusion may not apply to you. This warranty gives you specific legal rights, and you may also have other rights that vary from state to state or province to province.

How to Obtain Warranty Service

Service: If service is required, do not return the product to your retailer. In order to obtain warranty service, contact the Consumer Affairs Division at 1-800-323-9005, 7:30 AM - 5:00 PM Central Standard Time, Monday through Friday. To assist us in serving you, please have the model number and date of purchase available when calling. 3920 Enterprise Court, Aurora, IL 60504-8132.

Free Manuals Download Website

<http://myh66.com>

<http://usermanuals.us>

<http://www.somanuals.com>

<http://www.4manuals.cc>

<http://www.manual-lib.com>

<http://www.404manual.com>

<http://www.luxmanual.com>

<http://aubethermostatmanual.com>

Golf course search by state

<http://golfingnear.com>

Email search by domain

<http://emailbydomain.com>

Auto manuals search

<http://auto.somanuals.com>

TV manuals search

<http://tv.somanuals.com>