



BA-LRC1

Learning Remote Control
User's Guide

BA-LRC1

User's Guide

Introduction

The LRC1 universal learning remote control is the easy all-in-one solution for controlling all of your audio source equipment. The LRC1, with over 1,000 built-in manufacturer's Infrared codes, can be easily setup for two additional audio components.

This setup guide is designed to allow you quick control of your entire BreatheAudio System.

Installing Batteries

Your BA-LRC1 remote requires 2 AAA batteries (included).

Battery Use And Safety

- Use only fresh batteries of the required size and recommended type.
- Do not mix old and new batteries, different types of batteries (standard, alkaline, or rechargeable), or rechargeable batteries of different capacities.
- If you do not plan to use the remote for an extended period, remove the battery. It can leak chemicals that can destroy electronic parts.














WARNING: Dispose of old batteries promptly and properly. Do not burn or bury them.

























To Install Batteries

1. Open the battery compartment cover (located on the back of the remote).
2. Place the AAA battery in the compartment and match the + and - polarity symbols inside.
3. Replace the cover.

NOTE: When the BA-LRC1 remote stops operating properly, replace the batteries within 10 minutes (to protect the programming information).

A Quick Look At The Controls

Press this key...	To...
	The Source buttons A and B correspond to the source inputs on the BreatheAudio System or preferred devices.
	Turn the selected device on or off.
	Program sequences.
	Select the next or previous channel. Select next or previous chapter on some models of DVD players.
	Press LAST to recall the last-viewed channel.
	Raise or lower the sound level.
	Press MUTE to turn the sound off or on.
	Move the cursor in the menu screens. Press SELECT to choose the highlighted menu Option.
	Skip backward, rewind, fast forward, skip forward, stop, pause, or play tracks on the current disc.
	View the current channel and program information.
	Display the menu for the selected device.
	Exit the selected device's menu, guide, or program without making a menu selection.
	Display the program guide for the selected device.

Press this key...	To...
	Switch the device input to view TV or video programs.
  	Directly enter channels (For example, 09 or 31). Press ENTER to send channel number entries on some TV models.
  	
  	
 	
   	
   	
Whole-Home Control    	Whole-Home Control is dedicated control of your BreatheAudio System. MUTE, VOL-, VOL+, ON/OFF duplicate the BreatheAudio zone keypad functions.

Programming a Device

To control devices, A and B, follow these steps.

Before proceeding, find the codes for the devices you want to program in "Manufacturer's Codes" in the following pages and write them down or highlight them.

NOTE: Any device may be set up on any mode key.

1. Turn on the device (for example, CD player) and, if needed, load media (for example, a CD).
2. Press a device key (A or B).
3. Press and hold **SETUP** until the red LED blinks twice, then release.
4. Enter the first five-digit code for your device. The red LED blinks once as each digit is entered. If the code is correct, the LED blinks twice.
NOTE: If the LED does not blink twice, repeat steps 2 to 4 and try entering the code again.
5. Aim the remote at the device and press **POWER**. The device should turn off. If it does not, repeat steps 3 to 5, trying each code for your brand until you find one that works. If you cannot find a code that works, see "Searching For Your Code".
6. Repeat steps 1 to 5 for the other devices you want to control. For future reference, write down each working device code below:

SOURCE A Code:
Desc. _____

SOURCE B Code:
Desc. _____

Searching For Your Code

If your device does not respond to the remote after trying all codes listed for your brand, or if your brand is not listed, try searching for your code:

1. Press a device key once.
2. Press and hold **SETUP** until the red LED blinks twice, then release.
3. Enter 991. The LED blinks twice.
4. Enter the device group number:

Code	Device Group
0	Cable (Cable Converters, Video Accessories, Satellite Receivers).
1	TV (TVs)
2	VCR (VCRs, DVD players)
3	Audio (Audio Amplifiers, Audio Amp/Tuners, CD players)

5. Select a test function, such as **POWER** or **PLAY**. The remote sends IR codes from its library to the selected device, starting with the most popular code first.

6. If the device responds, go to step 6. If the device does not respond, press CH+. The remote will try the next code. Continue until the device responds.

NOTE: Press CH- to try the previous code.

7. To set the code, press SETUP once. The LED blinks twice.

8. To search for other device codes, repeat steps 1 to 6.

Checking The Codes

If you have set up the remote using the procedure in "Searching For Your Code", you may need to find out which five-digit code is operating your equipment.

For example, to find out which code is assigned to your TV:

1. Press SOURCE A once.

2. Press and hold SETUP until the red LED blinks twice, then release.

3. Enter 990. The LED blinks twice.

4. To view the code for the first digit, press numeric key 1. Count the LED blinks (for example, three blinks = 3), and write down the number in the appropriate code listing in step 8 under "Programming a Device".

NOTE: If a code digit is 0, the LED does not blink.

5. Repeat step 4 for the four remaining digits, using 2 for the second digit, 3 for the third digit, 4 for the fourth digit, and 5 for the fifth digit.

6. To check for other device codes, repeat steps 1-5, substituting Sources A or B.

Changing Volume Lock

The BA-LRC1 comes preset to allow independent volume control of each selected device (Global Volume Unlock). However, you may change the Volume Lock setting to Global Volume Lock so that one source's volume will control volume in all other modes. After that, you can perform Individual Volume Unlock on a selected source to set its volume control for independent operation or Global Volume Unlock to remove all volume locking.

Locking Volume Control to One Mode (Global Volume Lock)

1. Press and hold SETUP until red LED blinks twice, then release.

2. Enter 993 and then press the mode key for the source you want to control volume (for example, CD). The LED blinks twice. Now, when you press VOL+, VOL- or Mute, the selected source (for example, CD) will control the volume regardless of the current mode.

Unlocking All Volume Control (Restoring Global Unlock)

1. Press and hold SETUP until the red LED blinks twice, then release.

2. Enter 993 and then press VOL+. The LED blinks four times. Volume is independently controlled for all programmed sources.

Unlocking a Single Source's Volume Control

1. Press a source key (A or B).

2. Press and hold SETUP until the red LED blinks twice, then release.

3. Enter 993 and then press VOL-. The LED blinks four times. Volume is independently controlled for the selected sources.

Programming Macros

A macro can be used to control a home theater operation, to set a favorite channel, or for other multiple functions you would like to control with one key press. You can use any key to activate a macro. Moreover, each Macro Key can hold up to 32 key presses total.

You can program a macro that will operate regardless of what mode you are in, or one that will only operate when you are in a specific mode.

NOTE: Programming a new macro over an existing one will erase the original macro.

Programming a Mode-Independent Macro

1. Press and hold SETUP until the red LED blinks twice, then release.

2. Press 995. The LED blinks twice.

3. Press the key you want to use to activate your macro (POWER, any unused key, etc.).

4. Enter the series of commands you want the macro to execute (up to 32 commands).

5. Press and hold SETUP until the red LED blinks twice, then release.

Now, when you press the Macro key, the remote will send the series of commands you have entered, regardless of what mode you are in. For example, you could program the Macro key to turn on both your TV and cable box and select a particular channel.

To clear the macro, repeat steps 1 to 5 above, but do not enter a series of commands at step 4.

Programming a Mode-Dependent Macro

1. Press a source key (A or B).

2. Press and hold SETUP until the red LED blinks twice.

3. Press 978. The LED blinks twice.

4. Press the key you want to use to activate your macro (POWER, any unused key, etc.).

5. Enter the series of commands you want the macro to execute (up to 32 commands).

6. Press and hold SETUP until the red LED blinks twice, then release.

Now, when you press the **Macro** key, the remote will send the series of commands you have entered, *but only if you are in the mode you selected in step 1*. For example, you could program the **Macro** key to turn on your tuner and select a particular channel, but only if you are in tuner mode. If you are in DVD mode, this key will do nothing.

Clearing a Mode-Dependent Macro

1. Press and hold **SETUP** until the red LED blinks twice, then release.
2. Press **978**.
3. Press the source key where you programmed the macro (Source A or B).
4. Press the macro's activation key (**POWER**, any unused key, etc.).
5. Press and hold **SETUP** until the red LED blinks twice, then release.

Using Learning

The BA-LRC1 includes a Learning feature so you can add functions that are unique to your home entertainment devices (e.g., CD skip forward or backward). However, there are some considerations:

Learning Precautions

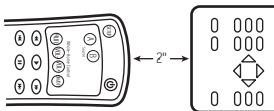
- Your original remote controls must be in working order for learning to work properly.
- Learning keys are mode specific, so each one can store a unique function for each mode.
- Learned keys can be used in macros (See Using Macros).
- Do not use the following keys for learning: **Source Keys**, **SETUP**, **BACK**, **REPEAT**, **FAV SCAN**, **SLEEP**, or **Record (●) Key**.
- Learning capacity is approximately 16 to 25 keys, depending on the code being learned.
- Certain device codes are not learnable including multi-frequency types, some high frequency ones, and other unusual formats.
- For optimum learning: avoid high levels of ambient light such as natural sunlight or energy-efficient fluorescent lights.

NOTE: Please have your original remote controls handy before programming learning.

Programming a Learned Key

NOTE: If more than 10 seconds pass between key presses, the remote exits programming.

1. Press and hold **SETUP** until LED flashes twice.
2. Press **975**.
3. Press a source key once (A or B) to assign a mode for learning.
4. Place the BA-LRC1 head-to-head (about 2" apart) from your original remote control. Also locate the key (on your original remote control) that will serve as the teaching function.



5. On the BA-LRC1, press a key where the learned function will be stored.
6. On the original remote, press and hold the key to be learned. The LRC1's LED will turn off. Continue holding the key on the original remote until the LRC1's LED blinks twice.

NOTE: If the LED displays one long blink, a learning error has occurred. Try repeating this step again until a successful capture occurs. If the function is still not captured, press and hold **SETUP** to exit programming and review the "Learning Precautions" above. If needed, also see "Troubleshooting". After review, start programming again at step 1.

7. Repeat steps 2 to 6 for another key or press and hold **SETUP** to exit programming.

Deleting a Single Learning Key

1. Press and hold **SETUP** until the LED flashes twice.
- NOTE:** If more than 10 seconds pass between key presses, the remote exits programming.
2. Press **SETUP**, then **976** to delete a learned function.
 3. Press a source key once (A or B).
 4. Press the key containing the learned function to be deleted. The remote blinks twice.
 5. Repeat steps 2 to 4 for another key or press and hold **SETUP** to exit programming.

Deleting All Learned Keys in a Specific Mode

1. Press and hold **SETUP** until the LED blinks twice.
- NOTE:** If more than 10 seconds pass between key presses, the remote exits programming.
2. Press **976**.
 3. Press a source key twice (A or B) to clear all the learned keys for that Mode. The LED blinks twice.
 4. Repeat step 3 for another key or press and hold **SETUP** to exit Programming.

Troubleshooting

PROBLEM: LED does not blink when you press a key.

SOLUTION: Replace battery with one new 3.3 V 2032 Lithium battery.

PROBLEM: LED blinks when you press a key, but device does not respond.

SOLUTION: Make sure the remote is aimed at your device and is not more than 15 feet away.

PROBLEM: LED blinks one long blink.

SOLUTION: An entry error has occurred (for example, wrong key). Try entry sequence again.

PROBLEM: Remote does not control sources or commands are not working properly.

SOLUTION: Try all listed codes for the device. Make sure the device operates with an infrared remote control.

PROBLEM: CH+, CH-, and LAST do not work for your RCA TV.

SOLUTION: Due to RCA design from 1983 to 1987, only the original remote control will operate these functions.

PROBLEM: No volume on a source.

SOLUTION: See "Changing Volume Lock".

PROBLEM: Channels do not change properly.

SOLUTION: If the original remote control required you to press Enter to change channels, press Enter on this remote after entering the channel number.

MANUFACTURER'S CODES

Setup Codes for Audio Amplifiers

Accuphase	30382
Acurus	30765
Adcom	31100, 30577
Aiwa	30406
AudioSource	30011
Bel Canto Design	31583
Bose	30674
Carver	30269
Classe	31461, 31462
Curtis Mathes	30300
Denon	30160
Durabrand	31561
GE	30078
Harman/Kardon	30892
JVC	30331
Kenwood	30356
Korsun	31483
Left Coast	30892
Lenox	31561
Linn	30269
Logitech	31408
Luxman	30165
Magnavox	30269
Marantz	30892, 30321, 30269
Mark Levinson	31483
Nakamichi	30321
NEC	30264
Optimus	30395, 30300
Panasonic	30521, 30308
Parasound	30246
Philips	30892, 30269
Pioneer	30013, 30300
Polk Audio	30892, 30269
PS Audio	31523
RCA	30300
Realistic	30395
Sansui	30321
Shure	30264
Sony	30689, 30220, 30815
Soundesign	30078, 30211
Technics	30521, 30308
Victor	30331
Wards	30078, 30211, 30013
Yamaha	30354, 30143, 30133, 30504
YBA	31502

Setup Codes for Audio Amp/Tuners

ADC	30531
Adcom	31616, 30616, 31617
Aiwa	31405, 30158, 30189, 31243, 31089, 31388, 30121, 30405, 31321, 31641, 31347
Akai	30224, 30076, 31512, 31255
Alco	31390
Amphion Media Works	31615, 31563
AMW	31563, 31615
Anam	31609, 31074, 30281
Apex Digital	31430, 31257
Arcam	31120
Audiophase	31387
Audiotronic	31189
Audiovox	31390, 31627
AVLight	30158
Bel Canto Design	31584
Bose	31229, 31253, 30639
Brix	31602
Cambridge Soundworks	31477, 31370
Capetronic	30531
Carver	31189, 30189, 30042, 31089, 30008, 30360
Casio	30195
Clarinet	30195
Classic	31352
Coby	31513, 31389, 31263
Compaq	31136
Criterion	31420
Curtis	31596
Curtis Mathes	30080
Daewoo	31250
Dell	31383
Denon	31360, 30004, 31104, 30771, 31311, 30273, 31142, 30301
Dynamic Bass	30360
Emerson	30424, 30255
Fisher	31409, 30360, 30219, 31801, 30042
Fonmix	31360
Fosgate	31487
Garrard	30424, 30281, 30463, 30146, 30440
Gateway	31517, 31567

GE	31379
Glory Horse	31263
Go Video	31532
Goldstar	30281
GPX	31299
Hafler	30146
Harman/Kardon	30110, 30189, 30891
Hewlett Packard	31181
Hitachi	31801, 31273
Initial	31426
Inkel	30027, 30062, 30502, 30491
Integra	30135, 31298
JBL	30110, 31306, 30281
JVC	30074, 31282, 31263, 31495, 31374
Kansai	30440
Kenwood	31313, 31570, 31569, 30027, 31051, 30077, 30313, 31027, 30042, 30239, 30569, 31052, 30186, 30314
KLH	31412, 31390, 31428
Koss	30424, 30255, 31366
Lasonic	31798, 31510
Lenoxx	31437
Lexicon	31076
Linn	30189
Liquid Video	31497
Lloyd's	30195
LXI	30181
Magnavox	31189, 31269, 30189, 30128, 30391, 30195, 31089, 31514, 30531
Marantz	31189, 31269, 30039, 30189, 31089, 31289, 30200, 30128
MCS	30039, 30346
Memorex	31596
Mitsubishi	31393
Modulaire	30195
Musicmagic	31089
NAD	30320
Nakamichi	30347, 30097, 31555
NEC	30235
Norcent	31389
NuVo	32000, 32001
Onkyo	30135, 31298, 30842, 30380, 31531
Optimus	31023, 30801, 31074, 30080, 30186, 30531, 30797, 30042, 30181, 30440, 30738, 30849, 30177, 30219, 30670
Oritron	31497, 31366
Panasonic	31518, 30039, 31548, 31764, 30518, 31350, 31763, 30367, 31316, 31509, 31633, 30309, 31288, 31363
Penney	30195
Philco	31390
Philips	31189, 31269, 30189, 31365, 31089, 31266, 31283, 30891, 31368, 30391, 31120, 31268
Pioneer	31023, 30150, 30630, 31184, 30080, 30531, 31084, 31384, 30244, 31343
Polaroid	31508
Polk Audio	30189, 31289
Proscan	31254
Qisheng	31609, 31390
Quasar	30039
RadioShack	31263
RCA	31023, 31609, 31254, 30346, 30531, 31154, 31511, 30080, 30530, 31074, 31390, 30054, 30360
Realistic	30195, 30181, 30163
Regent	31437
Rio	31869, 31383
Saba	31519
Samsung	31500, 31295
Sansui	30189, 30346, 30193, 31089
Sanyo	30801, 30360, 31469, 30219, 31251
Scott	30163, 30322
Sharp	31286, 30186, 31386, 31361
Sharper Image	31545, 31556, 30797, 31409, 31416, 31549, 31385, 31411, 31546, 31723, 31263, 31410
Sherwood	30491, 31423, 30062, 31077, 30502, 31653
Shinco	31390
Shinsonic	31426
Silsonic	30176, 31426
Sonic	30281
Sonic Blue	31383, 31869, 31532
Sony	31058, 31441, 31258, 31759, 30158, 31442, 31529, 31758, 31371, 31503, 31042, 31658, 31158, 31858, 31367, 31406, 31458, 30168, 31558, 31131, 31349, 31382
Soundesign	30670
Stereophonics	31023
Sunfire	31313, 30314, 30313, 31052
Tae Kwang	30440
Teac	30163, 31267, 31074, 31528, 30463, 31390
Technics	31308, 31518, 30039, 30518, 30309, 31309, 30208
Techwood	30281

Thorens	31189
Venturer	31390, 30849
Victor	30074
Wards	30158, 30189, 30080, 30054
Yamaha	30176, 30081, 31176, 31375, 30186, 31331, 31276
Yorx	30195
Zenith	31293, 30857, 30281, 31869

Setup Codes for Cable Converters

ABC	00003, 00008, 00014, 00001, 00007, 00013, 00011, 00017
Allegro	00315, 00153
Americast	00899
Antronix	00207, 00022
Archer	00797, 00207, 00153, 00022
Belcor	00056
Bell & Howell	00014
Bell South	00899
Cable Star	00056
Cabletenna	00022
Cableview	00022
Century	00153
Citizen	00315, 00153
Clearmaster	00883
ClearMax	00883
Colour Voice	00025, 00031
Comtronics	00040
Contec	00019
Coolmax	00883
Daeryung	01877, 00877, 00477, 00008
Digi	00637
Director	00476
Dumont	00637
Eastern	00002
Emerson	00797
Everquest	00040, 00015
Focus	00400
Funai	00019
Garrard	00153
GC Electronics	00207, 00056
Gehua	00476
Gemini	00797, 00015
General Instrument	00476, 00810, 00276, 00003, 00014, 00011, 00015
Global	01327
GMI	00015, 00797
GoldStar	00144, 00040
Goodmind	00797
Hamlin	00009, 00273, 00034, 00020, 00259
Hitachi	00014, 00011
Hytex	00007
Jasco	00015, 00315, 00153
Jebsee	00400
Jerrold	00476, 00810, 00276, 00003, 00012, 00014, 00011, 00015
Leon	00015
LG	00144, 00040
Linsay	00440
Magnavox	00027
Memorex	00000
Motorola	00476, 00810, 00276, 01254, 01106, 01376
Movie Time	00156, 00063
MS	00015
MultiVision	00012
Novaplex	00618
NSC	00063, 00156
Oak	00019, 00007
Optimus	00021
Pace	01877, 00237
Panasonic	00000, 00008, 00107, 00040, 00021
Panther	00637
Paragon	00000
Philips	00317, 00027, 00025, 00153, 00013, 00031, 01305
Pioneer	01877, 00877, 00144, 00533, 01021
Popular Mechanics	00400
Pulsar	00000
Quasar	00000
RadioShack	00015, 00883, 00797, 00315
RCA	00021
Realistic	00207
Recoton	00400
Regal	00279, 00273, 00259, 00020
Regency	00002
Rembrandt	00011
Runco	00000
Samsung	00000, 00144, 00040
Scientific Atlanta	01877, 00877, 00477, 00008, 00017
Seam	00510
Signal	00040, 00015
Signature	00011

SL Marx	00040
Sony	01006
Sprucer	00021
Starcom	00003, 00014, 00015
Stargate	00015, 00797, 00040
Starquest	00015
Supercable	00276
Supermax	00883
Sylvania	00001
Tandy	00258
Televue	00040
Texscan	00001
TFC	00310
Timless	00040
Tocom	00012, 00013
Torx	00003
Toshiba	00000
Trans PX	00276, 00153, 00315
Tristar	00883
TS	00003
Tusa	00015
TV86	00063
Unika	00207, 00153, 00022
United Artists	00007
Universal	00153, 00056, 00207, 00022, 00191
V2	00883
Viewmaster	00883
Viewstar	00063, 00027, 00258
Vision	00883
Vortex View	00883
Zenith	00000, 00525, 00899
Zentek	00400

Setup Codes for CD Players

ADC	30018
Adcom	30155, 30234
Aiwa	30157, 30124, 30012
Akai	30156
Audio Alchemy	30194
Audio-Technica	30170
BSR	30245, 30194
Burmester	30420
California Audio Labs	30029, 30303
Carrera	30194
Carver	30157, 30437, 30179
Classic	31297
Crown	30122
DAK	30245
DBX	30254
Denon	30873, 30003
DKK	30000
DMX Electronics	30157
Dynamic Bass	30179
Emerson	30305, 30164, 30155, 30469
Fisher	30179, 30174, 31325, 30088, 30342
Garrard	30245, 30420, 30393, 30280, 30425
GE	30009
Gemini	30625
Genexxa	30032, 30305, 30164
GoldStar	30417
GPX	31296
Harman/Kardon	30157, 30173, 31202, 30426
Hitachi	30032, 30155
Inkel	30196, 30180, 30437
Integra	30101
JVC	30072, 31294, 30655
Kenwood	30681, 30826, 30626, 30028, 30037, 30036, 30190
KLH	31318
Kodak	30287
Korsun	31484
Koss	31317
Krell	30157
Kyocera	30018
LG	31208
Linn	30157
Luxman	30093
LXI	30305
Magnavox	30157, 30305
Marantz	30626, 30029, 30157, 30180
Mark Levinson	31484
McIntosh	30287
MCS	30029, 30043
Miro	30000
Mission	30157
MTC	30420, 30625
Nakamichi	30147
NEC	30043, 30234
Nikko	30174, 30170, 30164, 30625
NSM	30157
Onkyo	30868, 30101

Optimus	31063, 30000, 30032, 30037, 30342, 30437, 31075, 30145, 30194, 30305, 30426, 30087, 30179, 30280, 30420, 30468, 30175, 30196
Panasonic	30029, 30752, 30303
Parasound	30420, 30194
Philips	30626, 30157, 30287
Pioneer	31063, 31062, 30032, 30305, 30468, 31087
Polk Audio	30157
Proton	30157
QED	30157
Quad	30157
Quasar	30029
RadioShack	31075
RCA	31062, 30032, 30305, 30764, 30179, 30468, 30009, 30155, 30420, 30053
Realistic	30164, 30180, 30155, 30179, 30175, 30420
Rotel	30157, 30420
SAE	30157
Sansui	30157, 30305, 30202
Sanyo	30179, 30087
SAST	30157
Scott	30305, 30164, 30155
Sears	30305
Sharp	30861, 30037, 30180
Sherwood	31067, 30196, 30180, 30426
Shure	30043
Silsonic	30888, 30036
Sonic Frontiers	30157
Sony	30490, 30000, 31364, 30185, 30605, 30100, 30604
Soundesign	30425, 30145
STS	30018
Symphonic	30305
TAG McLaren	30157
Tascam	30420
TDK	31208
Teac	30393, 30180, 30174, 30420
Technics	30029, 30207, 30303
Tivoli Audio	31553
Vector Research	30194, 30417
Victor	30072
Wards	30157, 30053
Yamaha	30888, 30036, 30187, 30170, 31292
YBA	30625
Yorx	30461
Zonda	30157

Setup Codes for DVD Players

Adcom	21094
Advent	21016
Aiwa	20641, 21912
Akai	20899, 20770, 21975, 21089
Allegro	20869
Amphion Media Works	22016, 22001
AMW	20872, 22016, 22001, 21176
Anam	21913
Apex Digital	20672, 20717, 20797, 21020, 21100, 20796, 21004, 21061, 21937, 20794, 20830, 21056, 21915, 20755
Aspire Digital	21168
Audiologic	20736
Audiovox	21071, 21122, 21041, 21121, 21072
Axion	21071, 21072
B&K	20662, 20655
Bel Canto Design	21571
Blaupunkt	20717
Blue Parade	20571
Broksonic	20868, 20695
Cambridge Soundworks	21916
CAVS	21057
Changhong	20627, 21061
CineVision	20876, 20869
Classic	21917
Coby	20778, 21107, 21086, 21923, 20852, 21165
Criterion	22007
Curtis Mathes	21087
CyberHome	21023, 21129, 20816, 21117, 21024
Daewoo	20784, 20869, 20833, 21918, 21172, 20705
Denon	20490, 20634
Dual	21085, 21068
DVD2000	20521
Emerson	20591, 20675, 20821
Enterprise	20591
Fisher	20670, 21919
Funai	20675
Gateway	21077, 21073, 21158
GE	20522, 20815, 20717
Go Video	20744, 20869, 21099, 21970, 20715, 20833, 21075, 21730, 20783, 21044, 21144
GPX	20699, 20769

Greenhill	20717
Harman/Kardon	20582, 20702
Hitachi	20573, 20664, 21919
Hiteker	20672
Initial	20717, 21931
Integra	20627, 21924
Jamo	22003
Jaton	21078
JBL	21926, 20702
Jensen	21016
JVC	20558, 20623, 21940, 21901, 20867
JWin	21051, 21049
Kenwood	20490, 20534, 21063, 20682
KLH	20717, 21939, 21149, 21020
Konka	20720, 20719, 20711, 20721
Koss	20651
Landel	20826
Lasonic	20798, 21173
Lenoxx	21938
LG	20801, 20101
Liquid Video	21980
Lite-On	21158, 21058
Loewe	20511
Magnavox	20503, 20675, 21976, 21914, 20821
Malata	21159, 20782
Marantz	20539
Memorex	20695
Microsoft	20522
Mintek	20839, 20717
Mitsubishi	21521, 20521
Momitsu	21082
NEC	20785
Nesa	20717
Next Base	20826
Niro	22024
Norcent	21003, 20872, 21923, 21107
Onkyo	20503, 20627, 21924, 20792, 21985
Oritron	20651, 21980
Panasonic	20490, 21462, 21907, 21910, 21990, 21362, 21762, 21909, 21986, 20632, 21490, 21908, 21925, 22017
Philco	22000
Philips	20503, 20539, 20646, 20885, 20854, 21914
Pioneer	20525, 20571, 20638, 20632, 20631, 21902
Polaroid	21086, 21061, 21998, 21200
Polk Audio	20539
Portland	20770
Prima	21016
Princeton	20674
Proscan	20522
ProVision	20778
Owestar	20651
RCA	20522, 20571, 20717, 20822, 21193, 21974, 21132, 21965, 21022, 21913
Regent	21938
Rio	20869
Rotel	20623
Rowa	20823
Saba	21977
Sampo	20752, 20698
Samsung	20490, 20573, 20820, 21932, 21075, 20899, 21979
Sansui	20695
Sanyo	20695, 20670, 21967, 20873
Sharp	20630, 20752
Sharper Image	21995, 21117
Sherwood	21043, 20770, 20633, 21077
Shinco	20717
Shinonic	20533, 20839, 21931
Sigma Designs	20674
Sonic Blue	20869, 21970, 21099
Sony	20533, 21533, 20864, 21033, 21904, 22020, 21903, 21981, 20772, 21934
Sungale	21074
Superscan	20821
SVA	20717, 20860, 21105
Sylvania	20821, 20675
Symphonic	20675
Teac	21984, 20809
Technics	20490
Technosonic	20730
Techwood	20692
Terapin	21031
Theta Digital	20571
Tivo	21996
Toshiba	20503, 21154, 22006, 21045, 21996, 20695, 21988
Tredex	20803, 20800, 20799, 20804
TYT	20705
Urban Concepts	20503
US Logics	20839

V Inc.	21226, 21064
Vocopro	21027
Xbox	20522
Xwave	21001
Yamaha	20490, 20539, 20545
Zenith	20503, 20591, 21906, 20869, 22002

Setup Codes for Satellite Receivers

AlphaStar	00772
Chaparral	00216
Crossdigital	01109
Direct TV	00392, 00566, 00639, 01639, 01142, 00247, 00749, 01749, 00724, 00819, 01856, 01076, 01109, 00099, 01444, 01108, 01392, 01443, 01640, 01442, 01414
Dish Network System	01005, 00775, 01775, 01505, 01170
Dishpro	01005, 00775, 01505, 01775
Echostar	01005, 00775, 01170, 01775, 01505
Expressvu	00775, 01775
Funai	00338
GE	00566
General Instrument	00869
GOL	00775, 01775
Goodmans	01246
Hisense	01535
Hitachi	00819, 01250, 00214, 00491, 00489, 00201
HTS	00775, 01775
Hughes Network Systems	01142, 00749, 01749, 01443, 01442, 01444
I-Lo	01535
JVC	00775, 01170, 00492, 01775
LG	01414, 01226
Magnavox	00724, 00722
Matsushita	00340, 00214, 00500
Memorex	00724
Mitsubishi	00749, 00491
Motorola	00869
NEC	00496, 01270
Next Level	00869
Panasonic	00247, 00701, 00214, 00500, 00340
Paysat	00724
Philips	01142, 00749, 01749, 00724, 01076, 00722, 00099, 01442
Proscan	00392, 00566
Proton	01535
RadioShack	00869
RCA	00392, 00566, 00855, 00143, 01392
Samsung	01276, 01109, 01108
Sanyo	00493, 01219
Sharp	00494
SKY	00856
Sony	00639, 01639, 00294, 01640, 00163
Star Choice	00869
Tivo	01142, 01444, 01443, 01442
Toshiba	00749, 01749, 00790, 00486, 01285
Ultimate TV	01392, 01640
Uniden	00724, 00722
US Digital	01535
USDTV	01535
Victor	00492
Voom	00869
Zenith	00856, 01856

Setup Codes for TVs

888	10264
A-Mark	10003
Abex	10032
Addison	11150, 10653, 10092
Admiral	10093, 10463
Advent	10761, 10817, 10815, 11933, 10783, 10842
Adventura	10046
Aiko	10092
Aiwa	11914, 11910
Akai	10812, 10702, 10030, 10672, 11903, 10264
Alaron	10179
Albatron	10843, 10700
Ambassador	10177
America Action	10180
Ampro	10751
Anam	10250, 10180, 10003, 10700, 10161, 10628
Anam National	10250, 10161, 10055, 10650
Anhua	10051
AOC	10451, 10093, 10180, 10060, 10030, 10178, 10019, 10185, 11150, 10018, 10052, 10474, 10003, 10092, 10179
Aolingpike	10264
Apex Digital	10748, 10765, 10767, 11943, 10879
Archer	10003
Audiovox	10451, 10180, 10875, 11952, 10802, 11951, 10092, 10623, 11937, 10003
Axion	11937

Baihe	10264
Baile	10001, 10391
Baohuashi	10264
Baosheng	10817
Beijung	10812, 10391, 10264, 10817, 10001
Belcor	10019
Bell & Howell	10154, 10016
BenQ	11032
Bradford	10180
Brockwood	10019
Broksonic	10236, 10463, 11911, 11938, 10003, 11905, 11935, 11929
Caihong	10817
Cailing	10748
Candle	10030, 10046, 10186, 10056
Carnivale	10030
Carver	10054, 10170
Celebrity	10000
Celera	10765
Changcheng	10051, 10817, 10001, 10391, 10264
Chanfei	10817
Changfeng	10817, 10264
Changhai	10817
Changhong	10156, 10765, 10817, 10264, 10783, 10767, 11910
Chengdu	10817
Ching Tai	10003, 10474, 10179, 10092
Chun Yun	10000, 10180, 10161, 10474, 11150, 10092, 10843, 10003, 10179, 10700
Chunfeng	10264
Chung Hsin	10180, 10053, 11150, 10036, 10474
Chunsun	10817
Cinema	10672
Citizen	10060, 10030, 10039, 10280, 10056, 10186, 10046, 10092, 11928
Clairtone	10185
Clarion	10180
Colt	11906
Concerto	10056
Conrowa	10156, 10145, 10264
Contec	10180, 10157, 10185
Craig	10180, 10161
Crosley	10054
Crown	10180, 10039
Curtis Mathes	10047, 10054, 10154, 10451, 10093, 10060, 10702, 10030, 10145, 10166, 10466, 11347, 10039, 10056, 11147, 10016, 11919
CXC	10180
Daewoo	10154, 10451, 10180, 10030, 10178, 11661, 10474, 10003, 10628, 10032, 11150, 10092, 11928, 10627, 10700, 10056, 11909, 10170, 10391, 10623, 10019, 10672, 10039
Daytron	10019
Dayu	10391
Dell	11080
Denon	10145, 10511
Dumont	10017, 10019
Durabrand	10463, 10180, 10178, 10171, 11034, 10003
Dwin	10774, 10720
ECE	10037
Electroband	10000, 10185
Electrohome	10381
Elektra	10017, 11661
Emerson	10154, 10236, 10463, 10180, 10178, 10171, 10280, 10623, 10038, 11911, 11944, 10179, 10019, 11909, 11929, 10185, 10282, 11905, 10039, 11928, 10177
Envision	10030, 10813
Epson	10833, 10840
Ether	10030, 10161, 10003
Feilu	10817
Feiyan	10264
Feiyue	10817
Firstar	10236
Fisher	10154, 10159
Fortress	10093
Fujitsu	10186, 10853, 10179, 10809, 10683
Funai	10180, 10171, 10264, 11904, 10179, 10342
Furi	10145, 10817, 10264
Futuretech	10180
Ganxin	10817
Gateway	11756, 11755
GE	11447, 10047, 11454, 10051, 10451, 10180, 10030, 10178, 10092, 11147, 11919, 10055, 10027, 11917, 10135, 10282, 11347, 10021, 11907, 11922
General	10186
Gibraltar	10017, 10030, 10019
Gintai	11150, 10474
Go Video	10886
Goldstar	10154, 10030, 10178, 11926, 10019, 10037, 11910, 10001, 10032, 10056, 11150, 10039

Goodmans	10360
Grunpy	10180, 10179
Haier	11034, 10768
Haiyan	10264, 10817
Hallmark	10178
Hankook	10180, 10030, 10178, 10019, 10056, 10628
Harley Davidson	11904, 10179
Harman/Kardon	10054
Harvard	10180
Havermy	10093
Hello Kitty	10451
Himitsu	10180, 10628
Hisense	10156, 10748, 10145
Hitachi	11256, 10156, 10030, 10178, 11145, 10145, 10038, 11245, 10092, 10027, 10381, 10036, 11150, 10056, 11904, 10151, 10165, 10019, 10186, 10032, 10039, 10157, 10016, 10179, 10474
Hongmei	10093, 11910, 10817, 10264
Hongyan	10817, 10264
Hua Tun	11150
Huafa	10145
Huanghe	10817
Huangshan	10264, 10817
Huanyu	11910, 10817, 10264
Huaqiang	10264
Huari	10145, 10264
Huodateji	10051
Hyundai	10849
Imperial Crown	10001, 10391, 10264
Infinity	10054
Inteq	10017
Janeil	10046
JBL	10054
JCB	10000
Jean	10156, 10051, 10236, 10092, 10179, 10003, 10474
Jensen	10761, 10815, 11933, 10817
Jiashua	10051
Jialicai	10264
Jinfeng	10051, 10817
Jinhai	11910
Jinque	10817, 10264
Jinta	10264, 11910
Jinxing	10054, 10156, 10145, 10264, 10037, 10817
Juhua	10817, 10264
JVC	10053, 10160, 11923, 11253, 10036, 10653
Kaige	10264, 10817
Kangchong	11910
Kangli	10001, 10817, 10391, 10264
Kangyi	10264
Kaypani	10052
KEC	10180
Kenwood	10030, 10019
KLH	10765, 10767
KLL	10037
Kloss	10046, 10024
Kolin	10180, 10053, 11150, 10036, 10474
Kongque	10264, 10817
Konka	10632, 10707, 11940, 10628, 10703, 11939, 10638, 10817
KTV	10180, 10030, 10185, 10039, 10280
Kuailie	10264
Kunlun	10051, 10817, 10264
LG	10060, 10030, 10178, 10056, 10442, 10856, 10001, 10038, 10700, 10019, 10037, 10474, 11178, 10003, 10032, 10006
Lihua	10817
Lloyd's	11904
Loewe	10136
Logik	10016
Longjiang	10264, 10817
Luxman	10056
LXI	10047, 10054, 10154, 10156, 10178
Magnasonic	11928, 11913
Magnavox	11454, 10054, 10030, 10706, 11904, 10020, 11944, 10036, 10179, 10386, 11931, 10096, 10187, 11254, 11913, 10024, 10186
Magnin	11907
Majestic	10016
Marantz	10054, 10030, 10854, 10704, 11154, 10855
Maruman	10627, 10391
Matsushita	10250, 10650, 10161
Megapower	10700
Megatron	10178, 10145, 10003
MEI	10185
Meile	10264, 11910, 10817
Memorex	10154, 10463, 10150, 10178, 10179, 11920, 11927, 10016, 11911, 11926, 11924
Mermaid	10037
MGA	10150, 10030, 10178, 11907, 10019
Midland	10047, 10017, 10051, 10039, 10135, 10032

Minutz	10021
Mitsubishi	10154, 10250, 10093, 10236, 10180, 11250, 10150, 10030, 10178, 10381, 10836, 10036, 10179, 10817, 11150, 10474, 10019, 10868, 10056, 11917
Monivision	10843, 10700
Motorola	10093, 10055
MTC	10060, 10030, 10185, 10019, 10056
Mudan	10051, 10817, 10264
Multitech	10180
NAD	10156, 10178, 10866
Nanbao	11910, 10264
Nansheng	10817, 10264
National	10051
NEC	10154, 10156, 10051, 10053, 10030, 10178, 10046, 11150, 10056, 10165, 10186, 10474, 10036, 10882, 10381, 10817, 11704, 10170, 10264, 10019, 10497
Newave	10093, 10178, 11150, 10092, 10161
Nikko	10030, 10178, 10092
Nikon	11910
Norcent	10748, 10824
Noshi	10018
NTC	10092
Onking	10280
Orwa	10180
Optimus	10154, 10250, 10166, 11924, 11913, 10650, 11927
Optoma	10887
Optonica	10093, 10165
Orion	10236, 10463, 11911, 11905, 10179, 11463, 11929
Panasonic	10054, 10250, 10051, 10161, 11410, 11927, 11947, 10037, 10055, 10650, 11924, 11946, 11919, 11941
Panda	10051, 10706, 10817, 10264, 11910
Penney	10047, 10156, 10051, 10060, 10030, 10178, 10135, 11347, 11926, 10018, 10027, 10039, 11919, 10003, 10021, 10032, 11907, 10019
Philco	10054, 10180, 10030, 10178, 10628, 10474, 10020, 10037, 10096, 10186, 10774, 10019, 10032, 10056
Philips	11454, 10054, 10000, 10051, 10030, 10178, 10474, 10019, 11154, 10092, 10187, 10774, 10024, 10037, 10056, 10186, 10690, 10020, 10032
Pilot	10030, 10019, 10039
Pioneer	10166, 10038, 10866, 10679
Portland	10092, 10039, 10019
Prima	10761, 10815, 10783, 11933, 10817
Princeton	10717, 10700
Prism	10051
Proscan	11447, 10047, 11347, 11922
Proton	10030, 10178, 10001, 10039, 10466, 10003, 10052, 10474
Pulsar	10017, 10019
Qingdao	10051, 10817, 10264
Quasar	10250, 10051, 11924, 10165, 11919, 10055, 10650
RadioShack	10047, 10154, 10180, 10030, 10178, 10032, 10056, 11920, 10165, 11904, 10019, 10039
RCA	11447, 10047, 11454, 10000, 10030, 10178, 10679, 11247, 11917, 10090, 11948, 11147, 10019, 11907, 11922, 10135, 11958, 11047, 11347, 10018, 11547, 10038, 11919, 10092, 11953
Realistic	10154, 10180, 10030, 10178, 10056, 10019, 10039, 10165, 10032
Rhapsody	10185
Rowa	10748, 10037, 10817
Runco	10017, 10030, 10603, 10497
Ruyi	10817
Saige	10817
Sampo	10154, 10093, 10030, 10178, 10171, 10032, 10052, 10474, 11755, 10039, 10700, 10036, 10092, 10650
Samsung	10154, 10156, 10060, 10812, 10702, 10030, 10178, 10019, 10056, 11060, 10092, 10474, 10774, 10032, 10817, 10090, 11903, 10264, 10766, 10814, 11150, 10179
Samsux	10039
Sanjian	10264
Sansui	10463, 11904, 11929, 11911
Sanyo	10154, 10156, 10180, 10145, 10376, 10474, 10036, 10893, 11907, 10159, 10280, 10424, 10799, 11154, 10157, 10264, 10381, 10798, 10088, 11150
Sanyuan	10093, 10817
Scimitsu	10019
Scotch	10178
Scott	10236, 10180, 10178, 10179, 10019

Sears	10047, 10054, 10154, 10156, 10178, 10171, 11926, 11904, 10056, 10159, 10179
Shancha	10817, 10264
Shanghai	10264, 11910, 10817
Shaofeng	10145, 10817
Sharp	10093, 10030, 10157, 10386, 10650, 10720, 10032, 10851, 10256, 10491, 10689, 10818, 10039, 10165, 10474, 10688, 10787, 10036, 11917
Sharper Image	11950
Shen Ying	10092, 10003, 10474, 10179
Shencai	10145, 10264
Sheng Chia	10093, 10236, 10179, 11150, 10474
Shenyang	10817, 10264
Shogun	10019
Signature	10016
Simpson	10187, 10186
Skygiant	10180
Skyworth	10748, 10264, 10037, 10817
Sony	11100, 10000, 10036, 10650, 11300, 10111, 11925, 10080, 10834, 11904
Soundesign	10180, 10178, 10179, 10186
Sowa	10156, 10051, 10060, 10178, 10036, 10092, 10474, 11150
Spectricon	10003
Squareview	10171
SSS	10180, 10019
Starlite	10180
Studio Experience	10843
Supre-Macy	10046
Supreme	10000
SVA	10748, 10587, 10865, 10872, 10768, 10871, 10870
Sylvania	10054, 10030, 10171, 11931, 10381, 11944, 10020, 10096
Symphonic	10180, 10171, 11913, 11904
Synco	10000, 10451, 10093, 10060, 10178, 10092, 10036, 10474
Tacico	10178, 10179, 11150, 10092, 10474
Tai Yi	11150
Taishan	10817, 10391
Tandy	10093
Tashiko	11150, 10650, 10092
Tatung	10054, 10154, 10156, 10051, 10060, 11150, 10474, 10036, 10055, 11756, 10003
Technics	10250, 10051
Technol Ace	10179
Techview	10847
Techwood	10051, 10003, 10056
Teco	10051, 10093, 10178, 10474, 10036, 10280, 10092, 10264, 10653
Teknika	10054, 10180, 10150, 10060, 10019, 10056, 10186, 10016, 10092, 10039, 10179
Telefunken	10702, 10056
Tera	10030, 10466, 10474
Thomas	11904
Tiane	10093, 10817
TMK	10178, 10177, 10056
TNCi	10017
Tobo	10748, 10264
Tongguang	10264
Toshiba	10154, 11256, 10156, 10060, 10145, 11918, 11945, 10381, 10832, 10036, 11704, 11936, 10264, 10650, 11150, 11656, 11935, 10161, 10509, 10845, 11356
Tosonic	10185
Totevision	10039
Trical	10157
Tuntex	10030, 10474, 10092
TVS	10463
Ultra	10391
Universal	10027
V Inc.	11756, 10885, 10864
Vector Research	10030
Vicor	10250, 10053, 10160, 10650, 10376, 10036, 10653
Vidikron	10054
Vidtech	10178, 10019, 10036
Viewsonic	10857, 11755, 10885, 10864
Viking	10046
Wards	10054, 10030, 10178, 10020, 10080, 10165, 10866, 10019, 10027, 10056, 10111, 10179, 10016, 10021, 10096
Warumaia	10391
Waycon	10156
Westinghouse	10889
White Westinghouse	10463, 10186, 11909, 10623
Xiahua	10817, 10264
Xiangyang	10264
Xihu	10817, 10264
Xinghai	10264
Xinrisong	11910

Xuelian	11910
Yamaha	10030, 10838, 10019, 10833, 10769, 10839
Yapshe	10250
Yongbao	11910
Youlanasi	10817
Yousida	11910
Zenith	10017, 10463, 10178, 11911, 10016, 11909, 10092, 11904, 11929
Zonda	10003

Setup Codes for VCRs

ABS	21972
Admiral	20048, 20209
Adventura	20000
Aiko	20278
Aiwa	20037, 20000, 20307, 20468, 20124, 20406, 20348, 20479
Akai	20041, 20061, 20175, 20106
Alienware	21972
America Action	20278
American High	20035
Amoisonic	20479
Anam	20162, 20037, 20240, 20278, 20226, 21037
Anam National	20162, 20226
Asha	20240
Audiovox	20037, 20278
Beaumarck	20240
Bell & Howell	20104
Blaupunkt	20226
Broksonic	20184, 20121, 20209, 20002, 20348, 20295, 21479, 20479
Calix	20037
Canon	20035, 21174, 20167
Carver	20081
CCE	20072, 20278
Chanhong	20048, 20081
Citizen	20037, 20278, 21278
Colt	20072
Craig	20037, 20047, 20240, 20072, 20271
Curtis Mathes	20060, 20035, 20162, 20041, 20760, 21035
Cybernex	20240
CyberPower	21972
Daewoo	20045, 20104, 20278, 20210, 20368, 21278, 20637, 20046, 20212, 20561
Dell	21972
Denon	20042
Direct TV	20739, 21989, 21954, 21949
Dish Network System	21943, 21946, 21945, 21944
Dishpro	21944, 21943
Durabrand	20039, 20038
Dynatech	20000
Echostar	21943, 21946, 21945, 21944
Electrohome	20037
Electroponic	20037
Emerex	20032
Emerson	20035, 20037, 20184, 20240, 20045, 20000, 20121, 20043, 20209, 20002, 20278, 20295, 20036, 20637, 21593, 20561, 21479, 20068, 20208, 20479, 21278, 20061, 20212
Euro	21962
Expressvu	21944
Fisher	20047, 20104, 20066, 20054
Fuji	20035, 20033
Fujitsu	20045, 20052, 20366
Funai	20000, 20593, 21593
Garrard	20000
Gateway	21972
GE	20060, 20035, 20240, 21060, 20202, 20760, 21035, 20807, 20226, 20761
General	20045, 20366, 20052
Go Video	20643, 20526, 20432
GOI	21944
GoldStar	20037, 20209, 20038, 20226, 20225, 21237
Gradiente	20000
Haojie	20240
Harley Davidson	20000
Harman/Kardon	20081, 20038
Harwood	20072, 20068
Hauppauge	21992
Headquarter	20046
Hewlett Packard	21972
HI-O	20047
Hitachi	20037, 20000, 20042, 20041, 20166, 20105, 20089
Howard Computers	21972
HP	21972
HTS	21944
Hughes Network Systems	20042, 21949, 20739
Hyundai	21951
iBUYPOWER	21972
Jensen	20041

JVC	20045, 20067, 20041, 21945, 20008, 21944, 20384, 20366
KEC	20037, 20278
Kenwood	20067, 20041, 20038, 20384
KLH	20072
Kodak	20035, 20037
Kolin	20043, 20041
LG	20037, 20045, 20042, 20209, 20038, 22010, 21037, 20040
Lloyd's	20000, 20208
Logik	20072
LXI	20037
Magnasonic	21278, 20593
Magnavox	20035, 20039, 20081, 20000, 20593, 20563, 20110, 21781
Magnin	20240
Marantz	20035, 20081, 21381
Marta	20037
Matsushita	20035, 20162, 20226, 21162, 20367, 20227
Media Center PC	21972
MEI	20035
Memorex	20035, 20162, 20037, 20048, 20039, 20047, 20240, 20000, 20104, 20209, 21237, 20046, 20479, 21162, 20348, 21048, 21262, 20307, 21037
MGA	20240, 20043, 20061
MGN Technology	20240
Microsoft	21972
Mind	21972
Minolta	20042, 20105
Mitsubishi	20067, 20043, 20041, 20061, 20807, 20173
Motorola	20035, 20048
MTC	20240, 20000
Multitech	20000, 20072
NAD	20058
National	20226
NEC	20035, 20037, 20048, 20104, 20067, 20041, 20038, 20040, 20008, 20370
Newave	20037
Nikko	20037
Nikon	20253, 20034
Noblex	20240
Northgate	21972
Olympus	20035, 20226, 21046
Onkyo	20222
Optimus	21062, 20162, 20037, 20048, 20104, 21048, 21262, 20593, 21162, 20058, 20432
Optonica	20062
Orion	20184, 20209, 20002, 20479, 20295, 21479
Panarex	21950
Panasonic	21062, 20035, 20162, 20077, 20226, 20616, 21162, 20225, 20367, 20227, 21035, 21262
Pansat	21950
Penney	20035, 20037, 20240, 20042, 20038, 21035, 20040, 20054, 21237
Pentax	20042, 20105
Philco	20035, 20000, 20226, 20479
Philips	20035, 20081, 20000, 20226, 20739, 21381, 20110, 20618, 21181, 20563, 21081, 21949, 20062
Pilot	20037
Pioneer	20042, 20067, 20058
Polk Audio	20081
Profitronic	20240
Proscan	20060, 20760, 21954, 20202, 21060, 20761
Protec	20072
Pulsar	20039
Qisheng	20060
Quarter	20046
Quartz	20046
Quasar	20035, 20162, 21035, 20077, 21162
RadioShack	20000, 21037
Radix	20037
Randex	20037
RCA	20060, 20035, 20240, 20000, 20042, 20807, 21060, 21989, 20106, 20761, 21035, 20058, 21964, 20105, 20226, 20760, 20880, 21954, 20077, 20202, 20453
Realistic	20035, 20037, 20048, 20047, 20000, 20104, 20066, 20046, 20062
Replay TV	20614, 20616
Ricoh	20253, 20034
Runco	20039
Sampo	20037, 20048
Samsung	20240, 20045, 20212, 20760, 20210, 20432, 21014
Samtron	20643
Sanky	20048, 20039
Sansui	20000, 20067, 20209, 20041, 20479, 20271, 21479
Sanyo	20047, 20240, 20104, 20046, 20159, 20369, 20368

Scott	20184, 20045, 20121, 20043, 20210, 20212
Sears	20035, 20037, 20047, 20000, 20042, 20104, 20046, 20066, 21237, 20054, 20105
Sharp	20048, 20209, 20363, 20848, 20807, 20062, 20738, 21048
Shinco	20000
Shintom	20072
Shogun	20240
Singer	20072
Sonic Blue	20614, 20616
Sony	20035, 20032, 20033, 20000, 20253, 20639, 21232, 21972, 20636, 21032, 21957, 20034, 20586, 20640, 21956
STS	20042
Sunpak	20253
Sylvania	20035, 20081, 20000, 20043, 20110, 21781, 21593, 20593
Symphonic	20000, 21593, 20593
Systemax	21972
Tagar Systems	21972
Tashiko	20037
Tatung	20045, 20067, 20041, 20366, 20008
Teac	20000, 20041
Technics	20035, 20162
Teco	20035, 20037, 20048, 20041, 20038, 20040
Teknika	20035, 20037, 20000, 20052
Thomas	20000
Tivo	20739, 21957, 20636, 21956, 20618, 21503
TMK	20240, 20208, 20036
Toshiba	20045, 20067, 20043, 20041, 20210, 20384, 21008, 21972, 20366, 20845, 21503, 20066, 20212, 20828, 21145, 20008
Totevision	20037, 20240
Touch	21972
Ultimate TV	21989
Unitech	20240
Vector	20045
Vector Research	20038, 20040
Victor	20067, 20041, 20008, 20384
Video Concepts	20045, 20040, 20061
Videomagic	20037
Videosonic	20240
Viewsonic	21972
Villain	20000
Wards	20060, 20035, 20048, 20047, 20081, 20240, 20000, 20042, 20072, 20062, 20212, 20760
White Westinghouse	20209, 20072, 20637
XR-1000	20035, 20000, 20072
Yamaha	20041, 20038
Zenith	20039, 20033, 20000, 20209, 20034, 20479, 21479, 21139, 20637
ZT Group	21972

Setup Codes for Video Accessories

ABS	01272
Alienware	01272
CyberPower	01272
Gateway	01272
Hewlett Packard	01272, 01267
Howard Computers	01272
HP	01272
IBUYPOWER	01272
InterVideo	01393
Jensen	01165
JVC	01384
Keyspan	01344
Kworld	01403
LG	01415
Linksys	01365
Macro Image Technology	01383
Media Center PC	01272
Microsoft	01272
Mind	01272
Motorola	01363
MyHD	01383
Northgate	01272
Panasonic	01120
Pinnacle Systems	01268
Pioneer	01010
Princeton	00113, 00295
Rabbit	00081
Roku	01486
Samsung	01190, 01490
Sensory Science	01126
Sharp	01010
SMC	01456
Sony	01272, 01324, 01364
Streamzap	01309
Systemax	01272
Tagar Systems	01272

TeleCaption	00171
Toshiba	01272
Touch	01272
Viewsonic	01272, 01329
ZT Group	01272

Care

- Keep the remote dry. If it gets wet, wipe it dry immediately.
- Use and store the unit only in normal temperature environments.
- Handle the remote gently and carefully. Don't drop it.
- Wipe the remote with a damp cloth to keep it looking like new.

Modifying or tampering with the internal parts can cause damage and invalidate the warranty. If your remote is not performing as it should, please contact us at: www.breatheaudio.com.

Specifications

Power (2) AAA
 Size (H*W*D) 8.43*2.09*1.1 in (214*53*28 mm)
 Weight (w/o batteries) 4 oz (113.4 g)

Specifications are typical; individual units may vary. Specifications are subject to change and improvement without any notice.

FCC Notice

This equipment has been tested and found to comply with the limits for a class B digital device, pursuant to part 15 of the FCC Rules. These limits are designed to provide reasonable protection against harmful interference in a residential installation. This equipment generates, uses and can radiate radio frequency energy and if not installed and used in accordance with the instructions, may cause harmful interference to radio communications.

However, there is no guarantee that interference will not occur in a particular installation. If this equipment does cause harmful interference to radio or television reception, which can be determined by turning the equipment off and on, the user is encouraged to try to correct the interference by one or more of the following measures:

- Reorient or relocate the receiving antenna.
- Increase the separation between the equipment and receiver.
- Connect the equipment into an outlet on a circuit different from that to which the receiver is connected.
- Consult the dealer or an experienced radio/TV technician for help.

This equipment has been verified to comply with the limits for a class B computing device, pursuant to FCC Rules. In order to maintain compliance with FCC regulations, shielded cables must be used with this equipment. Operation with non-approved equipment or unshielded cables is likely to result in interference to radio and TV reception. The user is cautioned that changes and modifications made to the equipment without the approval of manufacturer could void the user's authority to operate this equipment.

07A02

M66500



www.breatheaudio.com

2395 Arbor Tech Dr.

Hebron, KY 41048

Designed in USA

Made in China

Free Manuals Download Website

<http://myh66.com>

<http://usermanuals.us>

<http://www.somanuals.com>

<http://www.4manuals.cc>

<http://www.manual-lib.com>

<http://www.404manual.com>

<http://www.luxmanual.com>

<http://aubethermostatmanual.com>

Golf course search by state

<http://golfingnear.com>

Email search by domain

<http://emailbydomain.com>

Auto manuals search

<http://auto.somanuals.com>

TV manuals search

<http://tv.somanuals.com>