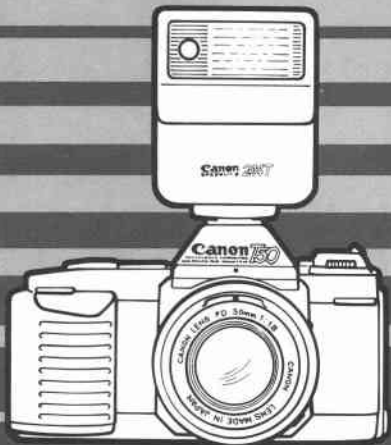


23115-952

Canon Speedlite 244T



スピードライト 244T
使用説明書

Speedlite 244T
Instructions

Speedlite 244T
Notice d'emploi

Speedlite 244T
Bedienungsanleitung

Speedlite 244T
Instrucciones

J

各部名称

- フィルム感度切り換えスイッチ
- プリ発光部
- 受光窓
- ストロボ発光部



- 電池室蓋
- パイロットランプ
- メインスイッチ

使用フィルム : ASA, ISO表示, 100, 400

感 度 2 段切り換え

※本体のISO表示は省略表
示

電 源 : 単 3 型アルカリマンガン電
池 2 本

単 3 型Ni-Cd電池使用可

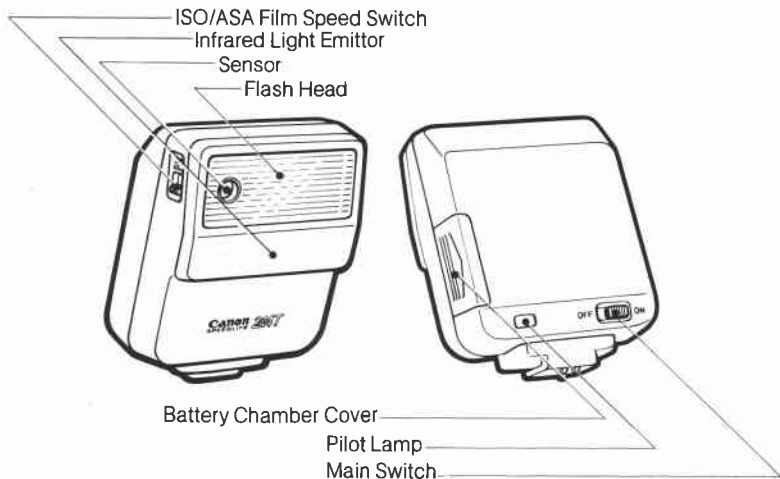
大 き さ : 63×86×41.5mm

重 量 : 140g(電池なし)

※都合により本製品の仕様および外観の
一部を変更することがあります。

Nomenclature

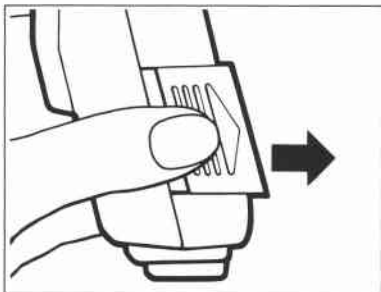
E



The Canon Speedlite 244T is an automatic,* electronic flash unit designed exclusively for the Canon T50. The 244T sets both the shutter speed and aperture automatically, making flash photography incredibly simple. When the "P" in the T50's viewfinder starts to blink, all you have to do is attach the unit to the camera and turn the main switch on for beautiful flash pictures.

* An automatic exposure flash has a sensor which measures the light reflected back from the subject and cuts off flash emission automatically when the subject has received the proper amount of light.

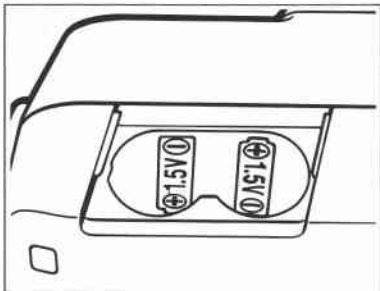
Use this flash when the green "P" starts to blink.



Loading the Batteries

Use two new size AA alkaline-manganese (LR6/AM-3) or Ni-Cd batteries. Carbon-zinc batteries may also be used, but their life is shorter. In temperatures below 0°C (32°F), use fully charged Ni-Cd batteries for best results.

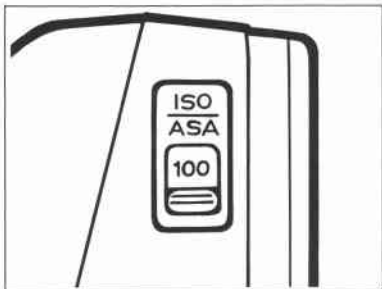
1. Slide the battery chamber cover off.



2. Load the batteries so that their contacts are in the directions indicated by the diagram inside the battery chamber.
3. Once the batteries are loaded, slide the battery chamber cover back on while pressing the batteries down. Make sure the cover's tab fits into the corresponding groove on the flash body.

Remove the batteries if you do not expect to use the 244T for about three weeks or longer.

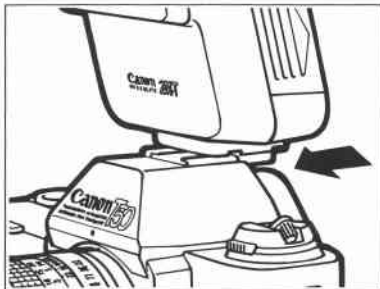
When using Ni-Cd batteries, please note that each brand has its own terminals system. Be sure to use the type which is suitable for this flash. Recharge Ni-Cd batteries according to the manufacturer's instructions.



Setting the ISO/ASA Film Speed

Set the ISO/ASA film speed corresponding to the film in use.


Use only ISO/ASA 100 or 400 film with this flash. Other films cannot be used.



Mounting the 244T on the Camera

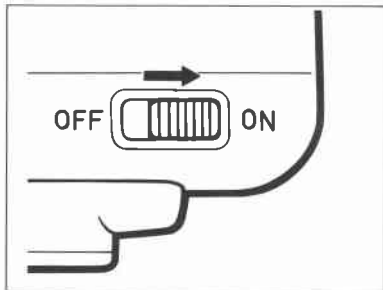
Insert the Speedlite into the camera's accessory shoe. For proper electrical contact, make sure it is pushed in all the way.

E


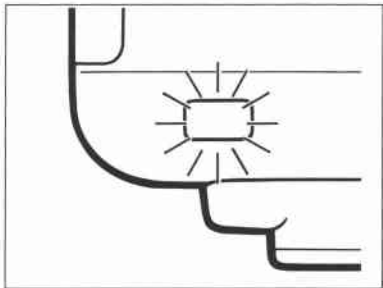


Taking Flash Pictures

1. Make sure that the lens is set to the "A" mark, and that the camera is set to "PROGRAM."



2. Turn the main switch of the flash ON.



3. Make sure the pilot lamp lights up. When the "⚡" mark lights up, the shutter speed switches to X-sync (1/60 sec) automatically.
4. Compose the picture and focus the subject.
5. Press the shutter button halfway to activate the viewfinder information display. When the "⚡" mark and the "P" mark light up, you can take a picture.
 - When the shutter button is pressed halfway, the Speedlite emits near infrared rays and an aperture is automatically selected according to the shooting distance and reflectivity of the subject.

6. Set the main switch to OFF when flash photography is finished.

Notes

1. If the subject is too far from the flash, the green "P" will blink rapidly (8 times per sec) to warn you. (The "L" remains solid.) Move closer to the subject until the "P" stops blinking. Once you have found a suitable shooting position, be sure to remove your finger from the shutter button* and re-focus the subject. Then you can take the picture.
 - * If you do not remove your finger from the shutter button after changing your position, exposure will be incorrect, since exposure is set each time the shutter button is pressed halfway.
2. Please note that the closest shooting distance is 0.5m with ISO/ASA 100 and 1m with ISO/ASA 400 film.
3. The flash auto shooting distance range is greater when using ISO/ASA 400 film. Thus you can photograph a subject that is up to 11.4m (37.4 ft.) away when using brighter (f/2.8 or larger) lenses.
4. When using a lens with a maximum aperture of f/3.5 or smaller, keep in mind that the flash auto shooting distance range will be less than when using brighter (f/2.8 or larger) lenses.
5. Rapid continuous shooting with the T50 is not possible when the 244T is mounted.

Specifications

Type: Energy-saving flash with series control circuit. 3-aperture selection switch is set automatically.

Guide Number: 16 (ISO 100/21°, ASA 100·m) or 26 (ISO 25/15°, ASA 25·ft.) At full charge, i.e. 30 secs after pilot lamp glows, with new batteries.

Flash Coverage Angle: Covers a 35mm lens on the 35mm format.

Recycling Time: 0.5—9 secs with new alkaline-manganese batteries; 0.5—6 secs with fully-charged Ni-Cd batteries.

Number of Flashes: Max. flash output, 30 sec firing intervals: 150 flashes with new alkaline-manganese batteries, 70 flashes with fully-charged Ni-Cd batteries. Min. flash output, 10 sec firing intervals: 1,300 flashes with new alkaline-manganese batteries, 600 flashes with fully-charged Ni-Cd batteries.

Color Temperature: Same as daylight.

Automatic Flash Aperture: The flash automatically sets the aperture to f/2.8, f/4, or f/5.6 at the first stroke of the shutter button.

Auto Shooting Distance Range: ISO 100/21°, ASA 100: 0.5—5.7m (1.6—18.7 ft.); ISO 400/27°, ASA 400: 1—11.4m (3.3—37.4 ft.).

Outside of Auto Shooting Distance Range: If subject is too far, "P" mark blinks rapidly at first stroke of shutter button.

Film Speed Setting: ISO/ASA film speed indication. ASA 100 and 400. (No ISO indication on unit.)

Power Source: Two penlight (AA) alkaline-manganese (LR6, AM-3) or Ni-Cd batteries.

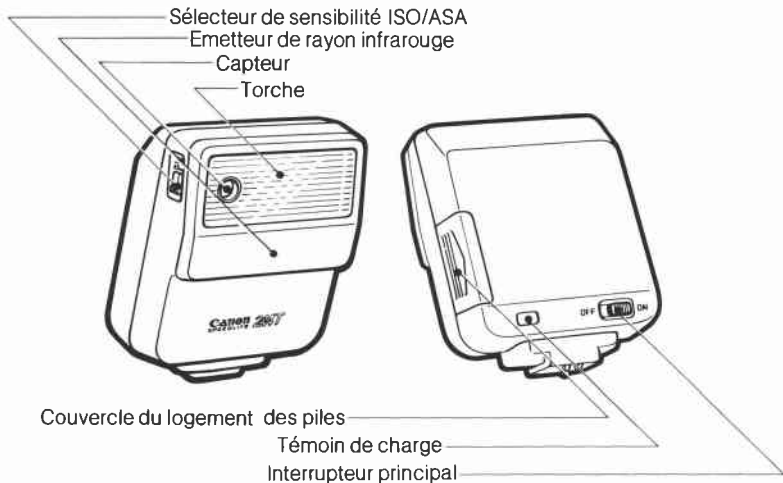
Dimensions: 63 (W) × 86 (H) × 41.5 (L) mm (2-1/2" × 3-3/8" × 1-5/8")

Weight: 140 g (4-15/16 oz.) without batteries.

Subject to change without notice.

Nomenclature

F



Especificaciones

Tipo: Flash de ahorro de energía con circuito de control en serie. Selector de tres aberturas de ajuste automático.

Numero guía: 16 (ISO 100/21°, ASA 100, m) con carga completa, se consigue 30 seg. después de encenderse la lámpara piloto, si las pilas son nuevas.

Angulo de cobertura del flash: Cubre el objetivo de 35mm en el formato de 35mm.

Intervalo de destellos: 0,5—9 seg. con pilas alcalinas nuevas.
0,5—6 seg. con pilas de Ni-Cd completamente cargadas.

Número de destellos: Intensidad máxima del destello, con un intervalo de 30 seg. entre destellos: 150 con pilas alcalinas nuevas, 70 con pilas de Ni-Cd completamente cargadas. Intensidad mínima del destello, con un intervalo de 10 seg. entre destellos: 1.300 con pilas alcalinas nuevas, 600 con pilas de

Ni-Cd completamente cargadas.

Abertura del flash automático: El flash se ajusta automáticamente a f/2,8, f/4 o f/5,6 en la primera carrera del botón disparador.

Alcance de distancias del flash automático:
100/21° ISO, 100 ASA: 0,5—5,7 m
400/27° ISO, 400 ASA: 1—11,4 m

Fuera del alcance de distancias del flash automático: Si el objeto está demasiado lejos, la marca "P" parpadea rápidamente en la primera carrera del botón disparador.

Ajuste de la sensibilidad de la película: Indicador de la sensibilidad de la película de 100 y 400 ISO/ASA.

Alimentación: Dos pilas alcalinas del tamaño AA (LR6, AM-3) o baterías de Ni-Cd.

Dimensiones: 63 (An.) × 86 (Al.) × 41,5 (Lon.) mm

Peso: 140 g sin las pilas.

Canon

CANON INC., 7-1, Nishi-Shinjuku 2-Chome, Shinjuku-ku, Tokyo 160, Japan
 Mailing address: P.O. Box 5050, Oishi-ichi Seimei Building, Tokyo 160, Japan

USA _____ **CANON U.S.A. INC. HEADQUARTERS**
 One Canon Plaza, Lake Success, N.Y. 11042, U.S.A.
CANON U.S.A., INC. MANHATTAN SERVICE CENTER
 600 Third Avenue, New York, N.Y. 10016, U.S.A.
CANON U.S.A., INC. ATLANTA BRANCH
 9380 Peachtree Industrial Blvd., Norcross, Georgia 30071, U.S.A.
CANON U.S.A., INC. CHICAGO BRANCH
 140 Industrial Drive, Elmhurst, Illinois 60120, U.S.A.
CANON U.S.A., INC. LOS ANGELES BRANCH
 123 Patsenno Avenue East, Costa Mesa, California 92626, U.S.A.
CANON U.S.A., INC. LOS ANGELES SERVICE CENTER
 3321 Wilshire Blvd., Los Angeles, California 90010, U.S.A.
CANON U.S.A., INC. SANTA CLARA BRANCH
 4000 Burton Drive, Santa Clara, California 95054, U.S.A.
CANON U.S.A., INC. DALLAS OFFICE
 2035 Royal Lane, Suite 290, Dallas, Texas 75229, U.S.A.
CANON U.S.A., INC. HONOLULU OFFICE
 Bldg. B-2, 1050 Ala Moana Blvd., Honolulu, Hawaii 96814, U.S.A.

CANADA _____ **CANON CANADA INC. HEADQUARTERS**
 6390 Dixie Road, Mississauga, Ontario L5T 1P7, Canada
CANON CANADA INC. MONTREAL SERVICE CENTRE
 10857 Côte de Lussac, Lachine, Québec H8T 1A5, Canada
CANON CANADA INC. CALGARY OFFICE
 2828, 15th Street, N.E. Calgary, Alberta T2E 1W7, Canada

EUROPE, AFRICA & MIDDLE EAST _____ **CANON EUROPA N.V.**
 P.O. Box 7507, 1008 AC Amsterdam, The Netherlands
CANON FRANCE-PHOTO CINEMA S.A.
 30, boulevard Vital-Bouhot, Ile de la Jatte, 92521 Neuilly sur Seine, France
CANON UK LTD.
 Units 4 & 5, Brent Trading Centre, North Circular Road, London NW10 0JF, United Kingdom

CENTRAL & SOUTH AMERICA _____ **CANON LATIN AMERICA, INC. DEPTO. DE VENTAS**
 Apartado 7022, Panama 5, República de Panamá
CANON LATIN AMERICA, INC. CENTRO DE SERVICIO Y REPARACION
 Apartado 2019, Zona Libre de Colón, República de Panamá
CANON HONGKONG TRADING CO., LTD.
 Golden Bear Industrial Centre, 7/F, 66-68, Choi Wan Kok Street, Tszuen Wan, New Territories, Hong Kong
CANON SINGAPORE PTE. LTD.
 60-3, Mann Road, #10-01/08, Singapore Warehouse, Block C, Singapore 0923

OCEANIA _____ **CANON AUSTRALIA PTY. LTD.**
 Unit 1/37, Waterloo Road, North Ryde (Macquarie Park), N.S.W. 2113, Australia

JAPAN _____ **CANON SALES CO., INC.**
 11-28, Min. 3-Chome, Minato-ku, Tokyo 108, Japan

キヤノン株式会社 キヤノン販売株式会社

〒108 東京都港区港南2-10-9
 カメフラ新聞室 (03) 456-9316

サービスステーション

札幌	(066)	札幌市中央区北三条西2-1-1 (第一生命ビル4階)	(011) 231-1313
青森	(085)	青森市大字浦町字奥野田1-1 (廣和ビル2階)	(0177) 33-1666
盛岡	(022-61)	盛岡市上里3-2-13 (工業ビル)	(0196) 46-8710
山形	(963)	山形市一番町1-1-30 (ヤマシ生命ビル4階)	(0222) 66-4151-7
仙台	(983)	仙台市青葉区山王町2-10-13	(0229) 23-5618
新潟	(953)	新潟市東大通1-4-1 (アムタカビル2階)	(0252) 43-2111
東京	(03)	東京都中央区京屋3-3-9	(03) 573-7824
神奈川	(042-9)	新横浜区西新町2-6-1 (新横浜ビル地下1階)	(03) 348-4725
横浜	(045)	横浜市磯子区新町1-22	(045) 26-5549
川崎	(042)	横浜市神奈川区登船町3-30-4 (新田生命横浜西ビル)	(042) 81-5121
千葉	(043)	千葉市中央区1-13-2	(0472) 81-5121
富山	(076)	富山市大成町2-27	(0766) 66-3930
金沢	(076)	金沢市南區西2-7-2 (新生命ビル1階)	(0762) 95-2443
名古屋	(052)	名古屋市中区名駅3-11-7 (広交ビル)	(052) 953-6822
岐阜	(058)	大府市北区植田1-8-17 (第一生命ビル)	(06) 241-9339
京都	(075)	京都府中京区西門外町東町4-1 (東明生命ビル)	(075) 241-5214
大阪	(06)	大阪市西区南堀子1-11-18 (日本生命ビル2階)	(062) 32-1711
兵庫	(078)	高松市東町3-1-17 (第一生命ビル)	(0783) 33-2933
岡山	(086)	岡山市中山下1-9-40 (新岡山ビル1階)	(0862) 22-8228
広島	(082)	広島市中区小町2-30 (第二有美ビル1階)	(082) 245-3391
福岡	(092)	福岡市博多区博多駅前4-20-23 (セントラムビル1階)	(092) 411-4172
沖縄	(098)	那覇市泡盛1-1-2	(098) 67-2190

サービスセンター

東京	(108)	東京都港区港南2-10-9	(03) 456-2331
大阪	(540)	大阪市東区豊中の宮中央2-10-9	(06) 941-1078

(札幌、仙台、日曜日、祝日) (新宿、木曜日) (その他、土、日曜日、祝日)

PUB.C-II-110R
 0385B60

©CANON INC. 1982
 CY8-6506-009

PRINTED IN JAPAN
 IMPRIME AU JAPON

Download from Www.Somanuals.com. All Manuals Search And Download.

Free Manuals Download Website

<http://myh66.com>

<http://usermanuals.us>

<http://www.somanuals.com>

<http://www.4manuals.cc>

<http://www.manual-lib.com>

<http://www.404manual.com>

<http://www.luxmanual.com>

<http://aubethermostatmanual.com>

Golf course search by state

<http://golfingnear.com>

Email search by domain

<http://emailbydomain.com>

Auto manuals search

<http://auto.somanuals.com>

TV manuals search

<http://tv.somanuals.com>