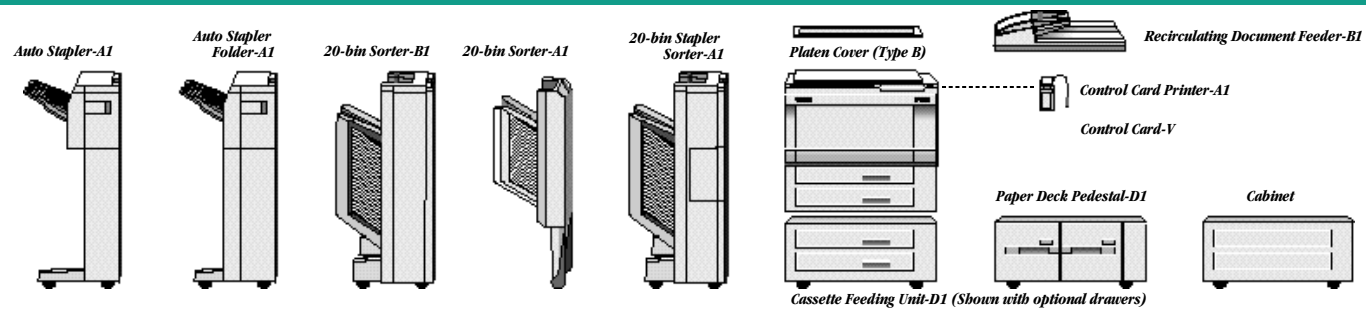


## C400D SYSTEM CONFIGURATION



## C400D SPECIFICATIONS

**Copying System:** Dry Electrostatic T transfer  
**Developing System:** Dry Monocomponent Toner Projection  
**Type:** Desktop/Stationary Platen  
**Multi-copy Speed:** 40 cpm - Letter  
 22 cpm - Ledger  
 26 cpm - Legal  
 32 cpm - Letter-R  
 40 cpm - Statement-R  
**Toner Color:** Black  
**Acceptable Originals:** Sheets, Books, and 3-Dimensional Objects (Up to 4.4 lbs./2.0kg)  
**Max. Original Size:** 11" x 17"  
**First Copy Time:** Max. 5.0 Seconds (Letter, 100%, Automatic Exposure Off, Top Cassette)  
**Warm-up Time:** Max. 4 minutes (at 68° F/20° C)  
**Exposure Control:** Automatic and Manual  
**Void Area:** All sides: 2mm  
**Multiple Copies:** 1 to 999  
**Paper Feeding:** Dual Front-Loading Cassettes (500 sheets each) and Sheet Bypass (1 Sheet)  
**Duplex Capacity:** Standard: 20 Sheets - Letter, 1 Sheet - Ledger, Legal, Letter-R and Statement-R  
**Power Requirements:** 115V  
**Dimensions (HxWxD):** 24 1/2" x 29 7/8" x 27 1/8" (623mm x 760mm x 690mm)  
**Weight:** Approx. 202.8 lbs. (92kg)

**COPY SIZES**  
**Cassette Feeding:** Statement (5 1/2" x 8 1/2") to Ledger (11" x 17")  
 4 1/4" x 5 7/8" to Ledger (11" x 17")  
**Bypass:** 4 1/4" x 5 7/8" to Ledger (11" x 17")  
**Acceptable Paper Weights:** Cassette: 17 - 20 lb.  
 Bypass: 17 - 32 lb.

**MAGNIFICATION**  
**Standard Mode:** 100%  
**Zoom Mode:** 50% to 200% (in 1% increments)  
**Preset Reductions:** 50%, 64%, 73%, 78%  
**Preset Enlargements:** 121%, 129%, 200%

**OPTIONAL ACCESSORIES**  
**Recirculating Document Feeder - BI**  
**Acceptable Originals:** Statement (5 1/2" x 8 1/2") to Ledger (11" x 17"). No STMT-R  
**Acceptable Paper Weights:** 15 - 28 lb. Bond  
**Original Capacity:** 50 Sheets/Letter, Letter-R, Statement; 25 Sheets/Ledger, Legal  
**Power Source:** DC 24V directly from the copier  
**Dimensions (HxWxD):** 5 7/8" x 24 1/4" x 20 1/4" (149mm x 616mm x 513mm)  
**Weight:** Approx. 26.4 lbs. (12kg)  
**Sorter-AI\***  
**Number of Bins:** 20  
**Acceptable Paper Sizes:** Statement (5 1/2" x 8 1/2") to Ledger (11" x 17")  
**Acceptable Paper Weights:** 17 - 22 lb. Index  
**Bin Capacity:**  
**Sort Mode:** 50 Sheets (Letter), 25 Sheets (Ledger, Legal, Letter-R, Statement, Statement-R)  
**Staple Sort Mode:** 750 Sheets (Letter), 500 Sheets (Ledger, Legal, Letter-R, Statement, Statement-R)  
**Group Mode:** 500 Sheets (Letter), 250 Sheets (Ledger, Legal, Letter-R, Statement, Statement-R)  
**Non-Sort Mode:** 750 Sheets (Letter), 500 Sheets (Ledger, Legal, Letter-R, Statement, Statement-R)  
**Staple Size:** Ledger, Legal, Letter, Letter-R

**Group Mode:** 30 Sheets (Letter), 15 Sheets (Ledger, Legal, Letter-R, Statement, Statement-R)  
**Non-Sort Mode:** 100 Sheets/Top Bin  
**Power Supply:** DC 24V directly from the copier  
**Dimensions (HxWxD):** 25 3/8" x 13" x 20 7/8" (650mm x 330mm x 530mm)  
**Weight:** 41.8 lbs. (19.0kg)  
**Sorter-BI\***  
**Number of Bins:** 20  
**Acceptable Paper Sizes:** Statement (5 1/2" x 8 1/2") to Ledger (11" x 17")  
**Acceptable Paper Weights:** 17 - 22 lb. Index  
**Bin Capacity:**  
**Sort Mode:** 50 Sheets (Letter, Letter-R, Statement, Statement-R), 25 Sheets (Ledger, Legal)  
**Group Mode:** 30 Sheets (Letter, Letter-R, Statement, Statement-R), 25 Sheets (Ledger, Legal)  
**Non-Sort Mode:** 250 Sheets/Top Bin  
**Power Supply:** DC 24V directly from the copier  
**Dimensions (HxWxD):** 36 1/2" x 18 1/4" x 23 1/2" (926mm x 465mm x 597mm)  
**Weight:** 77.1 lbs. (35.0kg)  
**Stapler Sorter -AI\***  
**Number of Bins:** 20 + 1 (Non-Sort Bin)  
**Acceptable Paper Sizes:** Statement (5 1/2" x 8 1/2") to Ledger (11" x 17")  
**Acceptable Paper Weights:** 17 - 22 lb. Bond  
**Bin Capacity:**  
**Sort Mode:** 50 Sheets (Letter, Letter-R, Statement, Statement-R), 25 Sheets (Ledger, Legal)  
**Staple Sort Mode:** 50 Sheets (Letter, Letter-R), 25 Sheets (Ledger, Legal)  
**Group Mode:** 30 Sheets (Letter, Letter-R, Statement, Statement-R), 25 Sheets (Ledger, Legal)  
**Non-Sort Mode:** 250 Sheets/Top Bin  
**Staple Size:** Letter, Letter-R, Legal, Ledger  
**Staple Capacity:** Up to 50 Sheets  
**Power Supply:** DC 24V directly from the copier  
**Dimensions (HxWxD):** 36 1/2" x 18 1/4" x 23 1/2" (926mm x 465mm x 597mm)  
**Weight:** 81.5 lbs. (37kg)  
**Auto Stapler -AI\***  
**Acceptable Paper Sizes:** Statement (5 1/2" x 8 1/2") to Ledger (11" x 17")  
**Acceptable Paper Weights:** 17 - 22 lb. Bond  
**Bin Capacity:**  
**Sort Mode:** 500 Sheets (Letter), 250 Sheets (Ledger, Legal, Letter-R, Statement, Statement-R)  
**Staple Sort Mode:** 750 Sheets (Letter), 500 Sheets (Ledger, Legal, Letter-R, Statement, Statement-R)  
**Group Mode:** 500 Sheets (Letter), 250 Sheets (Ledger, Legal, Letter-R, Statement, Statement-R)  
**Non-Sort Mode:** 750 Sheets (Letter), 500 Sheets (Ledger, Legal, Letter-R, Statement, Statement-R)  
**Staple Size:** Ledger, Legal, Letter, Letter-R

**Staple Capacity:** Up to 25 Sheets  
**Power Supply:** DC 24V directly from the copier  
**Dimensions (HxWxD):** 36 3/8" x 19 7/8" x 22 1/2" (929mm x 504mm x 570mm)  
**Weight:** 44.0 lbs. (20kg)  
**Auto Stapler Folder -AI\***  
**Acceptable Paper Sizes:** Statement (5 1/2" x 8 1/2") to Ledger (11" x 17")  
**Acceptable Paper Weights:** 17 - 22 lb. Bond  
**Bin Capacity:**  
**Sort Mode:** 500 Sheets (Letter), 250 Sheets (Ledger, Legal, Letter-R, Statement, Statement-R)  
**Staple Sort Mode:** 750 Sheets (Letter), 500 Sheets (Ledger, Legal, Letter-R, Statement, Statement-R)  
**Group Mode:** 500 Sheets (Letter), 250 Sheets (Ledger, Legal, Letter-R, Statement, Statement-R)  
**Non-Sort Mode:** 750 Sheets (Letter), 500 Sheets (Ledger, Legal, Letter-R, Statement, Statement-R)  
**Paper Fold:** 50 Sheets (Ledger only)  
**Staple Size:** Ledger, Legal, Letter, Letter-R  
**Staple Capacity:** Up to 25 Sheets  
**Power Supply:** DC 24V directly from the copier  
**Dimensions (HxWxD):** 36 3/8" x 19 7/8" x 22 1/2" (929mm x 504mm x 570mm)  
**Weight:** 88.1 lbs. (42kg)  
**Paper Deck Pedestal-D1**  
**Acceptable Paper Size:** Letter (8 1/2" x 11")\*\*  
**Capacity:** 1,500 Sheets x 2  
**Dimensions (HxWxD):** 13 1/4" x 27 3/8" x 22 3/8" (336mm x 703mm x 575mm)  
**Weight:** Approx. 94.5 lbs. (42.0kg)  
**Cassette Feeding Unit-D1\*\*\***  
**Paper Feeding:** Dual Front-Loading Cassettes (500 sheets each)  
**Acceptable Paper Sizes:** Statement (5 1/2" x 8 1/2") to Ledger (11" x 17")  
**Acceptable Paper Weights:** 17 - 22 lb. Bond  
**Dimensions (HxWxD):** 13 1/4" x 27 1/2" x 22 3/8" (336mm x 700mm x 575mm)  
**Weight:** Approx. 59.5 lbs. (27.0kg)

**OTHER ACCESSORIES**  
 • Control Car d-V  
 • Control Card Printer -AI  
 • Cabinet  
 • Platen Cover Type B  
**Supplies**  
 • NPG-4 Drum Unit  
 • C400D Black Toner  
 • Roll Paper for Control Card Printer -AI  
 • Staple Cartridge-A1 for Stapler Sorter-A1 (3 x 5,000 staples)  
 • Canon Paper for best results  
 • Canon Transparency Type E for best results  
 • Canon Label Type D for best results  
 \*Requires Paper Deck Pedestal-D1, Cassette Feeding Unit-D1 or Cabinet for installation.  
 \*\*Can be changed to A4 size by a service technician.  
 \*\*\*Requires an additional one (1) Cassette for installation. C400D has three (3) cassettes as standard.

# C400D

The mid-volume copier with high-volume capabilities.



- 40 copies per minute
- Standard Automatic Duplexing
- Dual 500-sheet front-loading user-adjustable cassettes
- Sheet Bypass
- Optional Recirculating Document Feeder, Sorters, Stapler Sorter, Auto Stapler, Auto Stapler Folder and Paper Deck Pedestal



**Canon U.S.A., Inc., Office Products Division**  
**Headquarters:** One Canon Plaza, Lake Success, NY 11042, (516) 328-5000  
**Atlanta Office:** 5625 Oakbrook Parkway, Norcross, GA 30093, (770) 849-7700  
**Chicago Office:** 100 Park Blvd., Itasca, IL 60143, (630) 250-6200  
**Dallas Office:** 3200 Regent Blvd., Irving, TX 75063, (972) 409-7800  
**Los Angeles Office:** 15955 Alton Parkway, Irvine, CA 92618, (949) 753-4000  
**New Jersey Office:** 100 Jamesburg Road, Jamesburg, NJ 08831, (732) 521-7000  
**Hawaii Office:** 210 Ward Avenue, Suite 200, Honolulu, HI 96814, (808) 522-5930  
**Canon U.S.A. Homepage:** <http://www.usa.canon.com>




# Get the advanced features and speed you need to boost your productivity!


Every business needs a high performance copier to boost productivity. That's why Canon designed the C400D copier. With a copy speed of 40 copies per minute and Automatic Duplexing, you'll cut your copy time and expenses! Plus, the optional Recirculating Document Feeder automatically handles both two-sided originals AND different size originals. Its convenient design allows you to customize the C400D with various accessories to meet your copying needs. What's more, the C400D is equipped with a range of productivity-enhancing features to provide you with the tools you need to succeed in today's competitive market. The high performance Canon C400D copier is the choice for your mid-volume copying needs.

## C400D

- **40 copies per minute**
- The optional **Recirculating Document Feeder (RDF)** is designed to feed originals at 40 copies per minute. It accepts both different size originals and two-sided originals.



- **Dual front-loading, user - adjustable 500-sheet paper cassettes** accept all standard paper sizes, from statement through ledger.
- Convenient **Single Sheet Bypass** for odd paper sizes, overhead transparencies, letterhead and labels.
- Optional 3,000-sheet front-loading letter-sized **Paper Deck Pedestal** means adding paper less frequently.



### COPYING FUNCTIONS THAT SAVE TIME AND MONEY

- **Automatic Duplexing** using the optional RDF lets you utilize standard duplexing to make one-sided originals into two-sided copies, two-sided originals into two-sided copies, and even separates two-sided originals into one-sided copies.
- **Limitless Duplexing** utilizing the optional RDF and one of the five finishing options available, allows you to program up to 999 sets of a two-sided document as a single job.

### CONVENIENT FINISHING OPTIONS

- Two optional **20-bin Sorters** collate up to twenty 50-page sets.
- The optional **20-bin Stapler Sorter** produces up to 20 individually stapled sets of multi-page documents.
- The optional **Auto Stapler** individually collates and staples up to 30 sets of multi-page copies, one at a time.



- The optional **Auto Stapler Folder** folds copies in half or into convenient Z-folds for ledger-size copies.
- **Limitless Sorting** allows you to program up to 999 sets as a single

job using the RDF and Sorter-B1 or Stapler Sorter-A1.

### ADVANCED FEATURES FOR HIGHER PRODUCTIVITY

- Wide range **Zoom** from 50% - 200% in 1% increments.
- 7 easy-to-use **Preset Reduction / Enlargement** ratios quickly fit documents to letter, legal or ledger-sized paper.
- **Auto Magnification** takes the guesswork out of copying by reducing or enlarging images to fit the desired paper size.
- **Auto Paper Selection** makes sure the appropriate paper size is used based on the size of the original and selected zoom ratio.

- **Automatic Exposure** ensures clear copies by setting the correct contrast for hard to view originals such as color background documents.
- **Auto Cassette Switching** recognizes when you run out of paper and automatically switches to a secondary source of the same size paper without interrupting your copy run.

- **Auto Start** allows you to turn on the copier, program a job, and walk away. The job will automatically run as soon as the copier warm-up cycle is complete.
- **Auto Shut-Off** turns the copier off automatically after a specified period of non-use.

- **Auto Reset** automatically returns the copier to its default settings after a preset time period of non-use (the reset period is user-adjustable from 0-9 minutes).
- **Interrupt Mode** stops the current copying job to allow you to make priority copies, then completes the original job.

- **Memory Mode** allows you to store two preprogrammed jobs and recall them at the touch of a button.
- **Standby Mode** conserves energy whereby partial fusing heat is maintained so that a full warm-up period is not necessary for the next copy job.

### SPECIAL COPYING JOBS

- **Photo Mode** enhances the ability to copy halftones or photographs for a brighter copy.
- **Two-Page Separation** lets you copy two facing pages from books or bound documents onto two separate sheets without moving the original.

### COPY MANAGEMENT MADE EASY

- **ID Mode** accommodates up to 25 four-digit account numbers to easily track the number of copies made for each account.
- Copy management is easy with the optional **Control Card** which can track up to 200 users. The **Control Card Printer** provides a record of the number of copies produced per user, giving you great control and added security.



## Free Manuals Download Website

<http://myh66.com>

<http://usermanuals.us>

<http://www.somanuals.com>

<http://www.4manuals.cc>

<http://www.manual-lib.com>

<http://www.404manual.com>

<http://www.luxmanual.com>

<http://aubethermostatmanual.com>

Golf course search by state

<http://golfingnear.com>

Email search by domain

<http://emailbydomain.com>

Auto manuals search

<http://auto.somanuals.com>

TV manuals search

<http://tv.somanuals.com>