

# Installing Your Multifunction to Additional Computers on Your Network

PIXMA MG4120  
Mac and Windows OS

# Installing Your Multifunction to Additional Computers on Your Network

PIXMA MG4120  
Mac and Windows OS

<b>Preparing to Connect My Multifunction To My Network</b>	<b>3</b>
Network Requirements	3
Notes on Wireless Connection	4
<b>Using the Machine from Additional Computers</b>	<b>5</b>

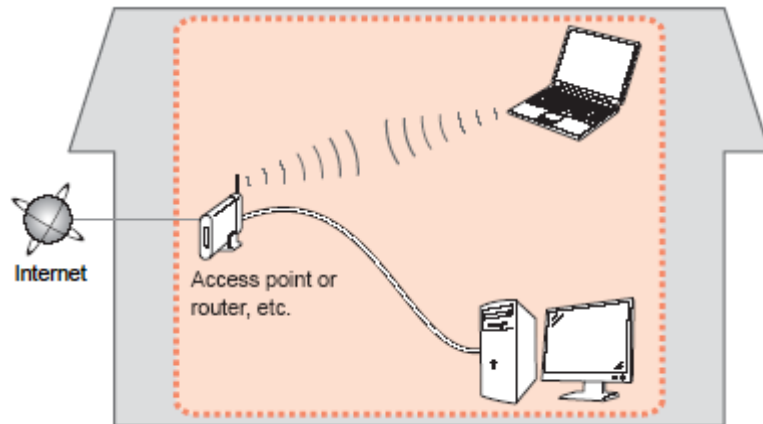
# Preparing to Connect My Multifunction To My Network

[<< Previous](#)

[Next >>](#)

## Network Requirements

Before connecting the machine to the network, make sure that configuration of the computer and access point or router is complete, and that the computer is connected to the network.



## Wireless Connection

Before connecting the machine to the network, the computer needs to be connected to the network. Make sure that configuration of the computer and access point or router is complete.

# Preparing to Connect My Multifunction To My Network

[<< Previous](#)

[Next >>](#)



An "Ad-hoc connection," which establishes a direct connection to the computer over a wireless connection without using an access point, is not supported.

## Notes on Network Connection

- The configuration, router functions, setup procedures and security settings of the network device vary depending on your system environment. For details, refer to your device's instruction manual or contact its manufacturer.
- In an office setup, consult your network administrator
- If you connect to a network that is not protected with security measures, there is a risk of disclosing data such as your personal information to a third party.
- If an error message appears or if you have trouble with the network connection, refer to the printed manual: Network Setup Troubleshooting.
- Place the machine and computer on the same network segment.

## Software Installation

If the machine is already connected to a wireless connection, it can be used from additional computers on the same network.

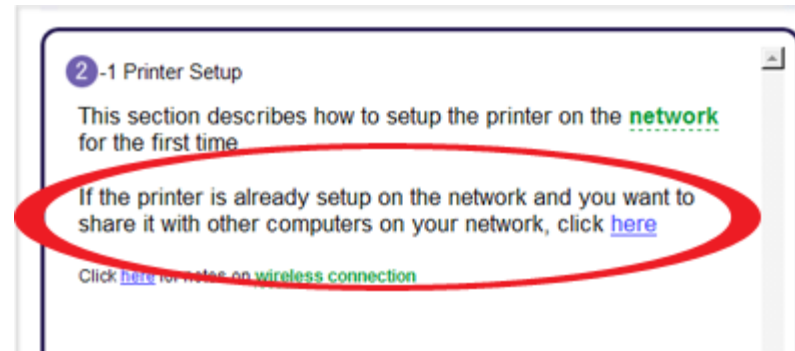
To use from additional computers

### **IMPORTANT**

- Log on as the administrator (or a member of the Administrators group).
- Quit all running applications before installation.
- If the firewall function of your security software is turned on, a warning message may appear that Canon software is attempting to access the network. If such a warning message appears, set the security software to always allow access.

## Installing the PIXMA MG4120 on Additional Computers

If your printer is already on your network, and you wish to use the printer from additional computers, you will need to install the printer software on the other computers. A step-by-step walk through of the wireless setup is built in to the installation routine of the software that shipped with your PIXMA. Simply insert the Setup CD-ROM that came with your printer into your CD-ROM drive of each computer you wish to use with the printer and proceed through the easy to follow instructions. You'll be printing wirelessly from the other computers on your network in no time.



## Installing the PIXMA MG4120 on Additional Computers

If you can't find your CD-ROM, you may download the MG4100 series Mini Master Setup, which includes the same step-by-step installation as the CD-ROM, by following the instructions below:

1. [Click here to access the MG4120 Drivers & Software page.](#)
2. Select the operating system of your computer (see example below).
3. Expand the 'Drivers' section by clicking the red triangle.
4. To the right of the 'MG4100 series Mini Master Setup' entry, click the icon under 'Download.'
5. After reading the license agreement, click 'I Agree – Begin Download' and save the file to your computer or network.
6. Once the download is complete, double-click the file from its download location to begin the installation.



### Drivers & Software

Choose an operating system from the drop down menu then select the appropriate driver or software from the list below

Choose Operating System: **Mac OS X v10.6** ▼

Select Language:  English  Spanish  All

Hide All

▼ Drivers			
File Description	Post Date	Size	Download
<input type="checkbox"/> MG4100 series CUPS Printer Driver Ver. 10.51... File Name: mcpd-mac-mg4100-10_51_6-ea11.dmg	10/14/11	8.38MB	
<input type="checkbox"/> MG4100 series Mini Master Setup (Mac OS X 10... File Name: mms_-mac-mg4100-1_0-ucd.dmg	08/21/11	45.70MB	

## Free Manuals Download Website

<http://myh66.com>

<http://usermanuals.us>

<http://www.somanuals.com>

<http://www.4manuals.cc>

<http://www.manual-lib.com>

<http://www.404manual.com>

<http://www.luxmanual.com>

<http://aubethermostatmanual.com>

Golf course search by state

<http://golfingnear.com>

Email search by domain

<http://emailbydomain.com>

Auto manuals search

<http://auto.somanuals.com>

TV manuals search

<http://tv.somanuals.com>