



CENTRIFUGAL FANS & BLOWERS

*better AIRFLOW
by DESIGN™*



**FCU
UTILITY
FANS**

- Forward curved impeller
- Heavy guage, steel construction
- Discharge rotatable to 8 positions
- CW & CCW rotation
- AMCA Type A, B & C construction available
- Arrangement 10, SWSI, Class I
- Sizes range from 8" to 24"
- Capacities from 237 to 20,056 cfm

FCU UTILITY FANS

STANDARD FEATURES & BENEFITS

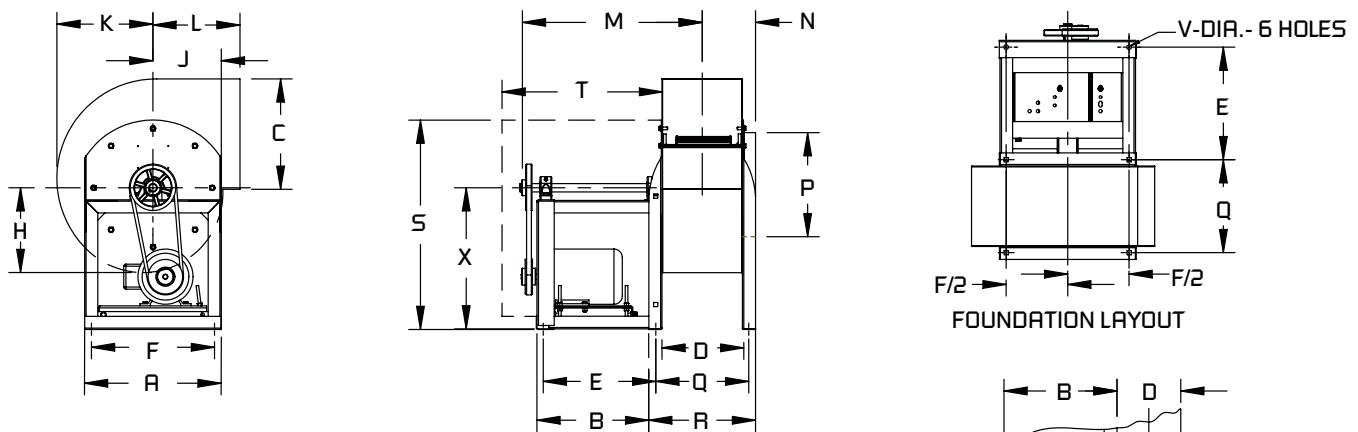
- Heavy gauge, rugged welded steel construction
- Forward curved impeller
- Self-aligning pillow block bearings
 - ✓ Standard bearings have 100,000 hours average life
- CW & CCW rotation
- Discharge rotatable to 8 positions
- Rigid circular stamped inlet ring
- Adjustable V-belt drive
- TEFC industrial duty motor
- AMCA Class I construction



ACCESSORIES / OPTIONS

- Belt guard
- Drain fitting
- Heat slinger
- Weather cover / drive cover
- Inlet & discharge screen
- AMCA Type A, B & C construction
- Flanged inlets & outlets
- Protective coatings
- Automatic discharge shutter
- Inspection doors (bolted or quick opening)
- Vibration rail base (spring rail or RIS rail)
- Explosion proof & special duty motors

ARRANGEMENT 10, SWSI, CLASS I



- Note:
- Letters "C" and "D" are outside housing dimensions.
 - "C" dimension extends beyond center-line, size #8 (5/16), size #9 (1-9/16) & size #11 (1-1/16)

FOUNDATION LAYOUT

BASE DETAIL SIZES 8, 9, & 11

DIMENSIONS IN INCHES*

WHEEL SHAFT MODEL DIA. DIA.	A	B	C	D	E	F	TH, DB, BH, UB STRAIGHT DISCHARGE				BAU, TAU, TAD, BAD ANGULAR DISCHARGE				M	N	P	Q	R	S	T	V	X	Y	MAX. MTR FRAME
							H	J	K	L	H	J	K	L											
FCU-08 7.75 0.75	9.1	13.0	8.3	5.4	14.3	7.5	6.0	4.6	6.8	6.9	10.4	6.3	7.4	5.3	20.1	3.8	8.0	-	-	18.0	18.5	0.4	12.0	2.2	145T
FCU-09 9.00 0.75	10.4	13.0	10.8	6.5	14.3	8.4	6.8	5.6	7.8	7.1	11.6	7.5	8.3	6.1	20.8	4.3	9.0	-	-	18.0	18.5	0.4	12.0	2.8	145T
FCU-11 10.50 1.00	12.9	13.0	11.8	8.0	14.3	10.8	7.9	6.8	9.1	8.1	13.3	8.9	9.6	7.1	21.5	5.1	10.0	-	-	20.5	18.5	0.4	14.0	3.5	145T
FCU-12 12.25 1.00	16.4	13.5	13.3	9.6	13.5	14.8	10.1	8.5	11.5	10.5	16.6	10.8	12.5	9.1	23.9	6.4	13.3	11.3	12.8	25.3	20.0	0.5	17.0	-	182T
FCU-13 13.50 1.00	17.6	13.5	14.6	10.8	13.5	16.0	11.1	9.4	12.6	11.4	18.3	11.9	13.8	10.0	24.4	7.0	14.5	12.4	13.9	25.9	20.0	0.5	17.0	-	182T
FCU-15 15.00 1.00	19.3	15.5	16.3	11.8	15.5	17.6	12.4	10.4	14.1	12.4	20.1	13.3	15.3	11.1	26.9	7.5	16.1	13.4	14.9	27.6	22.0	0.5	17.9	-	182T
FCU-16 16.25 1.00	21.4	15.0	17.8	13.0	15.5	19.8	13.6	11.4	15.5	13.4	21.9	14.6	16.8	12.3	27.5	8.5	17.9	14.5	17.0	30.1	22.0	0.5	19.5	-	184T
FCU-18 18.25 1.19	23.1	17.0	19.6	14.3	17.5	21.5	15.0	12.6	17.1	14.6	24.1	16.0	18.5	13.6	30.6	9.1	19.6	15.8	18.3	33.4	25.0	0.5	21.9	-	184T
FCU-20 20.00 1.19	25.0	17.0	21.5	15.9	17.0	23.4	16.5	13.8	18.8	15.8	26.4	17.6	20.4	14.9	31.5	10.0	21.5	17.9	20.1	36.3	25.0	0.5	23.8	-	213T
FCU-22 22.25 1.19	27.4	16.5	24.0	17.4	17.0	25.8	18.3	15.3	20.9	17.3	29.0	19.5	22.6	16.5	32.8	10.6	23.9	19.4	22.6	39.8	26.0	0.5	26.1	-	213T
FCU-24 24.50 1.44	30.3	16.5	26.3	19.3	16.8	23.6	20.1	16.9	23.0	19.9	32.5	21.5	24.9	18.3	33.6	11.8	26.4	21.3	24.5	42.9	26.0	0.5	27.8	-	215T

*DO NOT USE FOR CONSTRUCTION

CONSULT FACTORY FOR CERTIFIED PRINTS

FCU UTILITY FANS

MODEL: FCU-08																	
CFM	Outlet Vel. FPM	0.25 SP		0.375 SP		0.50 SP		0.625 SP		0.75 SP		0.875 SP		1.00 SP		1.25 SP	
		RPM	BHP	RPM	BHP	RPM	BHP	RPM	BHP	RPM	BHP	RPM	BHP	RPM	BHP	RPM	BHP
237	800	758	0.02	909	0.03												
266	900	775	0.03	917	0.04	1049	0.05										
296	1000	798	0.03	931	0.04	1055	0.06	1172	0.07								
326	1100	825	0.04	949	0.05	1067	0.06	1178	0.08	1285	0.09						
355	1200	854	0.04	971	0.06	1083	0.07	1189	0.08	1290	0.10	1388	0.12	1482	0.13		
385	1300	886	0.05	997	0.06	1102	0.08	1203	0.09	1300	0.11	1394	0.13	1485	0.14	1657	0.18
414	1400	918	0.06	1024	0.07	1125	0.09	1221	0.10	1314	0.12	1404	0.14	1491	0.15	1658	0.19
444	1500	955	0.07	1055	0.08	1150	0.10	1243	0.11	1331	0.13	1417	0.15	1501	0.17	1662	0.21
474	1600	991	0.08	1088	0.09	1179	0.11	1267	0.13	1352	0.14	1434	0.16	1515	0.18	1670	0.22
503	1700	1027	0.09	1121	0.11	1208	0.12	1293	0.14	1374	0.16	1454	0.18	1531	0.20	1681	0.24
533	1800	1065	0.10	1156	0.12	1240	0.14	1321	0.16	1400	0.17	1476	0.19	1550	0.21	1695	0.25
562	1900	1104	0.12	1191	0.14	1272	0.15	1350	0.17	1426	0.19	1500	0.21	1572	0.23	1712	0.27
592	2000	1144	0.13	1228	0.15	1307	0.17	1382	0.19	1455	0.21	1527	0.23	1596	0.25	1731	0.29
651	2200	1223	0.17	1303	0.19	1377	0.21	1448	0.23	1517	0.25	1583	0.27	1649	0.30	1775	0.34
710	2400	1304	0.21	1380	0.23	1451	0.25	1518	0.28	1583	0.30	1646	0.32	1707	0.35	1827	0.39
770	2600	1388	0.26	1461	0.28	1528	0.31	1592	0.33	1654	0.36	1713	0.38	1771	0.41	1884	0.46
829	2800	1471	0.32	1541	0.34	1606	0.37	1667	0.39	1726	0.42	1783	0.45	1838	0.47	1946	0.53
888	3000	1556	0.38	1623	0.41	1684	0.44	1743	0.46	1800	0.49	1854	0.52	1908	0.55	2011	0.60
947	3200	1640	0.45	1705	0.48	1765	0.51	1822	0.54	1876	0.57	1929	0.60	1980	0.63	2079	0.69
1006	3400	1726	0.53	1789	0.57	1846	0.60	1901	0.63	1954	0.66	2004	0.69	2054	0.72	2149	0.79
1066	3600	1813	0.62	1874	0.66	1930	0.69	1983	0.73	2034	0.76	2083	0.80	2131	0.83	2223	0.90
1125	3800	1900	0.72	1958	0.76	2013	0.80	2064	0.84	2114	0.87	2162	0.91	2207	0.94	2297	1.01
1184	4000	1986	0.83	2043	0.88	2097	0.92	2147	0.95	2195	0.99	2241	1.03	2286	1.07	2371	1.14
1243	4200	2073	0.96	2129	1.00	2181	1.04	2229	1.08	2276	1.12	2321	1.16	2365	1.20	2449	1.28
1302	4400	2162	1.09	2215	1.14	2265	1.18	2312	1.22	2358	1.27	2402	1.31	2445	1.35	2527	1.43
1362	4600	2251	1.24	2303	1.29	2351	1.33	2399	1.38	2443	1.43	2485	1.47	2527	1.51	2606	1.60
1421	4800	2339	1.40	2389	1.45	2437	1.50	2483	1.55	2526	1.59	2567	1.64	2608	1.69	2686	1.78
1480	5000	2428	1.57	2477	1.62	2523	1.67	2568	1.73	2610	1.78	2651	1.82	2690	1.87	2766	1.97
1539	5200	2516	1.76	2565	1.81	2610	1.87	2653	1.92	2695	1.97	2735	2.02	2774	2.07	2847	2.17
1598	5400	2605	1.96	2652	2.02	2696	2.07	2738	2.13	2779	2.18	2818	2.23	2856	2.29	2929	2.39
1658	5600	2695	2.18	2742	2.24	2784	2.30	2826	2.35	2865	2.41	2903	2.46	2941	2.52		
1717	5800	2783	2.40	2830	2.47	2872	2.53	2912	2.59	2951	2.65	2988	2.71				
1776	6000	2874	2.65	2918	2.72	2959	2.79	2999	2.85								
1835	6200	2963	2.92	3006	2.99												

MODEL: FCU-08															
CFM	Outlet Vel. FPM	1.50 SP		1.75 SP		2.00 SP		2.50 SP		3.00 SP		3.50 SP		4.00 SP	
		RPM	BHP	RPM	BHP	RPM	BHP	RPM	BHP	RPM	BHP	RPM	BHP	RPM	BHP
444	1500	1815	0.25												
474	1600	1819	0.27												
503	1700	1825	0.28	1963	0.33										
533	1800	1835	0.30	1969	0.35	2098	0.40								
562	1900	1846	0.32	1977	0.37	2103	0.42								
592	2000	1862	0.34	1988	0.39	2110	0.44	2345	0.55						
651	2200	1898	0.39	2017	0.44	2133	0.49	2356	0.61	2569	0.73				
710	2400	1942	0.45	2055	0.50	2165	0.55	2377	0.67	2580	0.79	2776	0.93		
770	2600	1994	0.51	2100	0.56	2205	0.62	2406	0.74	2600	0.87	2788	1.01	2969	1.15
829	2800	2050	0.58	2151	0.64	2250	0.70	2442	0.82	2628	0.95	2808	1.09	2982	1.24
888	3000	2109	0.66	2206	0.72	2300	0.78	2485	0.91	2662	1.05	2834	1.19	3002	1.34
947	3200	2174	0.75	2266	0.81	2357	0.88	2533	1.01	2703	1.15	2868	1.29		
1006	3400	2241	0.85	2329	0.92	2416	0.98	2585	1.12	2748	1.26	2907	1.41		
1066	3600	2311	0.96	2396	1.03	2480	1.10	2642	1.24	2799	1.39	2952	1.54		
1125	3800	2382	1.08	2464	1.15	2545	1.23	2701	1.37	2853	1.53	3000	1.68		
1184	4000	2455	1.21	2535	1.29	2613	1.36	2764	1.52	2910	1.67				
1243	4200	2529	1.36	2607	1.43	2682	1.51	2829	1.67	2970	1.84				
1302	4400	2605	1.51	2680	1.59	2754	1.68	2896	1.84						
1362	4600	2683	1.68	2755	1.77	2828	1.85	2966	2.02						
1421	4800	2760	1.86	2832	1.95	2901	2.04								
1480	5000	2839	2.06	2909	2.15	2977	2.24								
1539	5200	2919	2.27	2987	2.36										
1598	5400	2998	2.49												

Tip Speed (FPM) = 1.996 x RPM

Outlet: .296 sq. ft. inside, 8.25" x 5.38" outside

Wheel Diameter: 7.75"

Inlet: .338 sq. ft. inside, 8" dia. outside

Max. RPM: 3006

Performance shown is for installation Type B - free inlet, ducted outlet. Power rating (BHP) does not include drive losses. Performance ratings do not include the effects of appurtenances in the airstream.

FCU UTILITY FANS

MODEL: FCU-09																	
CFM	Outlet Vel. FPM	0.25 SP		0.375 SP		0.50 SP		0.625 SP		0.75 SP		0.875 SP		1.00 SP		1.25 SP	
		RPM	BHP	RPM	BHP	RPM	BHP	RPM	BHP	RPM	BHP	RPM	BHP	RPM	BHP	RPM	BHP
374	800	615	0.03	730	0.04												
421	900	635	0.04	741	0.05	841	0.06										
468	1000	658	0.05	757	0.06	850	0.07	940	0.09								
515	1100	685	0.06	777	0.07	865	0.09	949	0.10	1030	0.12						
562	1200	714	0.07	801	0.09	883	0.10	962	0.11	1039	0.13	1113	0.15	1185	0.16		
608	1300	745	0.09	826	0.10	904	0.12	979	0.13	1051	0.15	1122	0.17	1191	0.18	1323	0.22
655	1400	776	0.10	854	0.12	928	0.13	999	0.15	1068	0.17	1135	0.19	1201	0.20	1328	0.24
702	1500	809	0.12	884	0.14	954	0.15	1022	0.17	1087	0.19	1151	0.21	1214	0.23	1336	0.27
749	1600	842	0.14	915	0.16	981	0.18	1046	0.20	1109	0.21	1170	0.23	1230	0.25	1347	0.30
796	1700	877	0.16	946	0.18	1011	0.20	1073	0.22	1133	0.24	1192	0.26	1249	0.28	1361	0.33
842	1800	911	0.19	978	0.21	1041	0.23	1100	0.25	1158	0.27	1214	0.29	1270	0.31	1377	0.36
889	1900	946	0.22	1011	0.24	1072	0.26	1130	0.28	1185	0.30	1239	0.33	1292	0.35	1396	0.39
936	2000	981	0.25	1045	0.27	1104	0.30	1160	0.32	1214	0.34	1266	0.36	1317	0.39	1417	0.43
1030	2200	1053	0.32	1114	0.35	1170	0.37	1223	0.40	1274	0.42	1323	0.45	1371	0.47	1464	0.52
1123	2400	1124	0.40	1184	0.43	1238	0.46	1288	0.49	1336	0.52	1383	0.54	1428	0.57	1516	0.62
1217	2600	1198	0.50	1255	0.53	1307	0.57	1356	0.60	1402	0.63	1446	0.66	1489	0.68	1572	0.74
1310	2800	1271	0.61	1327	0.65	1377	0.68	1424	0.72	1468	0.75	1511	0.78	1552	0.81	1631	0.88
1404	3000	1344	0.74	1399	0.78	1449	0.82	1494	0.86	1537	0.89	1578	0.93	1618	0.96	1694	1.03
1498	3200	1419	0.89	1472	0.93	1521	0.97	1565	1.01	1607	1.05	1646	1.09	1685	1.13	1758	1.20
1591	3400	1493	1.05	1546	1.10	1592	1.14	1636	1.19	1676	1.23	1715	1.27	1752	1.31	1824	1.39
1685	3600	1567	1.23	1619	1.29	1666	1.34	1708	1.38	1748	1.43	1785	1.47	1821	1.51	1891	1.60
1778	3800	1641	1.43	1693	1.49	1738	1.55	1780	1.60	1818	1.64	1855	1.69	1891	1.74	1959	1.83
1872	4000	1716	1.66	1767	1.72	1812	1.78	1853	1.84	1891	1.89	1927	1.94	1962	1.99	2028	2.08
1966	4200	1790	1.90	1842	1.97	1886	2.04	1926	2.10	1963	2.15	1999	2.21	2033	2.26	2098	2.36
2059	4400	1865	2.17	1916	2.25	1959	2.31	1999	2.38	2036	2.44	2071	2.50	2104	2.55	2168	2.66
2153	4600	1940	2.46	1990	2.55	2034	2.62	2073	2.69	2110	2.75	2144	2.81	2177	2.87	2239	2.99
2246	4800	2015	2.78	2064	2.87	2107	2.95	2146	3.02	2183	3.09	2217	3.16	2249	3.22	2310	3.34
2340	5000	2089	3.13	2139	3.22	2181	3.31	2221	3.39	2257	3.46	2290	3.53	2322	3.60	2382	3.73
2434	5200	2165	3.50	2214	3.60	2256	3.69	2295	3.78	2331	3.86	2363	3.93	2395	4.00	2455	4.14
2527	5400	2239	3.90	2289	4.01	2331	4.11	2368	4.19	2403	4.28	2436	4.35	2468	4.43	2527	4.58
2621	5600	2315	4.33	2364	4.45	2406	4.55	2443	4.65	2478	4.74	2511	4.82	2542	4.90		
2714	5800	2389	4.79	2438	4.92	2480	5.02	2517	5.12								
2808	6000	2464	5.28	2513	5.42												
2902	6200	2540	5.81														

MODEL: FCU-09																	
CFM	Outlet Vel. FPM	1.50 SP		1.75 SP		2.00 SP		2.50 SP		3.00 SP		3.50 SP		4.00 SP		4.50 SP	
		RPM	BHP	RPM	BHP	RPM	BHP	RPM	BHP	RPM	BHP	RPM	BHP	RPM	BHP	RPM	BHP
655	1400	1449	0.28														
702	1500	1453	0.31	1565	0.35												
749	1600	1459	0.34	1568	0.38	1673	0.43										
796	1700	1469	0.37	1574	0.42	1676	0.47										
842	1800	1481	0.40	1583	0.45	1681	0.50	1870	0.61								
889	1900	1497	0.44	1594	0.49	1690	0.54	1874	0.65	2048	0.77						
936	2000	1514	0.48	1608	0.53	1701	0.59	1879	0.70	2049	0.81						
1030	2200	1554	0.57	1643	0.63	1729	0.68	1897	0.80	2059	0.92	2215	1.05				
1123	2400	1600	0.68	1684	0.74	1765	0.80	1924	0.92	2077	1.04	2226	1.18	2370	1.31		
1217	2600	1653	0.80	1731	0.86	1808	0.92	1958	1.05	2103	1.18	2244	1.32	2382	1.46	2516	1.61
1310	2800	1708	0.94	1782	1.00	1855	1.07	1997	1.20	2135	1.34	2270	1.48	2402	1.63	2530	1.78
1404	3000	1767	1.10	1838	1.16	1907	1.23	2043	1.37	2174	1.52	2302	1.67	2428	1.82		
1498	3200	1829	1.27	1897	1.34	1963	1.42	2092	1.56	2217	1.71	2340	1.87	2460	2.03		
1591	3400	1891	1.46	1957	1.54	2021	1.62	2145	1.77	2265	1.93	2382	2.09	2497	2.26		
1685	3600	1957	1.68	2020	1.76	2082	1.84	2201	2.01	2316	2.17	2429	2.34	2539	2.51		
1778	3800	2022	1.91	2084	2.00	2144	2.09	2259	2.26	2370	2.43	2479	2.61				
1872	4000	2090	2.18	2150	2.27	2208	2.36	2320	2.54	2427	2.72	2532	2.90				
1966	4200	2158	2.46	2217	2.56	2274	2.65	2382	2.84	2486	3.03						
2059	4400	2227	2.76	2285	2.87	2339	2.97	2445	3.17	2546	3.37						
2153	4600	2298	3.10	2354	3.21	2407	3.32	2510	3.53								
2246	4800	2368	3.46	2422	3.57	2475	3.69										
2340	5000	2439	3.85	2492	3.97	2544	4.09										
2434	5200	2510	4.27														

Tip Speed (FPM) = 2.356 x RPM

Outlet: .468 sq. ft. inside, 10.75" x 6.5" outside

Wheel Diameter: 9"

Inlet: .406 sq. ft. inside, 9" dia. outside

Max. RPM: 2547

Performance shown is for installation Type B - free inlet, ducted outlet. Power rating (BHP) does not include drive losses. Performance ratings do not include the effects of appurtenances in the airstream.

FCU UTILITY FANS

MODEL: FCU-11																	
CFM	Outlet Vel. FPM	0.25 SP		0.375 SP		0.50 SP		0.625 SP		0.75 SP		0.875 SP		1.00 SP		1.25 SP	
		RPM	BHP	RPM	BHP	RPM	BHP	RPM	BHP	RPM	BHP	RPM	BHP	RPM	BHP	RPM	BHP
509	800	522	0.04	621	0.06												
572	900	538	0.05	630	0.07	716	0.08										
636	1000	558	0.06	642	0.08	723	0.10	801	0.12								
700	1100	580	0.07	659	0.09	734	0.11	807	0.13	877	0.15						
763	1200	603	0.09	678	0.11	749	0.13	817	0.15	884	0.17	948	0.20				
827	1300	629	0.11	699	0.13	766	0.15	830	0.17	894	0.19	955	0.22	1014	0.24		
890	1400	655	0.12	722	0.15	785	0.17	846	0.19	906	0.22	965	0.24	1022	0.27	1131	0.32
954	1500	683	0.15	746	0.17	807	0.19	865	0.22	922	0.24	977	0.27	1032	0.30	1137	0.35
1018	1600	711	0.17	772	0.20	830	0.22	885	0.25	939	0.27	992	0.30	1044	0.33	1145	0.39
1081	1700	739	0.20	798	0.22	854	0.25	907	0.28	959	0.31	1009	0.33	1059	0.36	1156	0.42
1145	1800	769	0.23	826	0.26	879	0.29	930	0.31	980	0.34	1028	0.37	1076	0.40	1169	0.46
1208	1900	798	0.26	853	0.29	905	0.32	954	0.35	1002	0.38	1049	0.41	1094	0.44	1184	0.51
1272	2000	828	0.30	882	0.33	932	0.36	980	0.39	1026	0.42	1071	0.46	1115	0.49	1201	0.55
1399	2200	889	0.38	940	0.42	987	0.45	1032	0.49	1075	0.52	1117	0.56	1159	0.59	1239	0.66
1526	2400	950	0.48	999	0.52	1044	0.56	1087	0.60	1128	0.63	1168	0.67	1206	0.71	1282	0.78
1654	2600	1012	0.60	1060	0.64	1103	0.68	1144	0.72	1183	0.76	1221	0.80	1257	0.84	1329	0.93
1781	2800	1075	0.73	1121	0.78	1163	0.82	1202	0.87	1239	0.91	1275	0.96	1310	1.00	1378	1.09
1908	3000	1138	0.88	1182	0.93	1223	0.98	1261	1.03	1297	1.08	1332	1.13	1365	1.17	1430	1.27
2035	3200	1201	1.05	1244	1.11	1284	1.16	1321	1.22	1355	1.27	1389	1.32	1421	1.37	1484	1.47
2162	3400	1265	1.24	1307	1.31	1345	1.37	1381	1.42	1415	1.48	1447	1.53	1479	1.59	1539	1.69
2290	3600	1329	1.46	1370	1.53	1408	1.59	1443	1.66	1475	1.71	1507	1.77	1537	1.83	1595	1.94
2417	3800	1393	1.70	1434	1.78	1470	1.84	1504	1.91	1536	1.97	1567	2.03	1596	2.10	1653	2.22
2544	4000	1457	1.97	1497	2.04	1533	2.12	1566	2.19	1597	2.26	1627	2.32	1656	2.39	1711	2.52
2671	4200	1522	2.26	1561	2.34	1596	2.42	1628	2.50	1659	2.57	1688	2.64	1716	2.71	1770	2.85
2798	4400	1586	2.58	1624	2.67	1659	2.75	1691	2.83	1721	2.91	1750	2.99	1777	3.06	1830	3.20
2926	4600	1651	2.92	1689	3.02	1723	3.11	1754	3.20	1784	3.28	1812	3.36	1839	3.44	1890	3.59
3053	4800	1716	3.30	1753	3.41	1786	3.50	1817	3.60	1846	3.68	1874	3.77	1900	3.85	1951	4.01
3180	5000	1781	3.71	1817	3.83	1850	3.93	1881	4.02	1909	4.12	1936	4.21	1962	4.29	2012	4.46
3307	5200	1846	4.16	1882	4.27	1914	4.38	1944	4.49	1972	4.58	1999	4.68	2025	4.77	2073	4.95
3434	5400	1911	4.63	1946	4.76	1978	4.87	2008	4.98	2035	5.08	2062	5.18	2087	5.28	2135	5.47
3566	5600	1979	5.17	2014	5.30	2045	5.42	2074	5.53	2101	5.64	2127	5.75	2152	5.85		
3689	5800	2043	5.07	2076	5.84	2107	5.97	2136	6.09								
3816	6000	2108	6.29	2141	6.43												

MODEL: FCU-11																	
CFM	Outlet Vel. FPM	1.50 SP		1.75 SP		2.00 SP		2.50 SP		3.00 SP		3.50 SP		4.00 SP		4.50 SP	
		RPM	BHP	RPM	BHP	RPM	BHP	RPM	BHP	RPM	BHP	RPM	BHP	RPM	BHP	RPM	BHP
954	1500	1238	0.42														
1018	1600	1243	0.45	1337	0.52												
1081	1700	1250	0.49	1341	0.56	1429	0.63										
1145	1800	1259	0.53	1347	0.60	1433	0.67										
1208	1900	1271	0.57	1356	0.65	1438	0.72	1597	0.87								
1272	2000	1284	0.62	1366	0.70	1446	0.77	1601	0.93								
1399	2200	1317	0.73	1393	0.81	1468	0.89	1614	1.05	1754	1.23						
1526	2400	1355	0.86	1426	0.94	1497	1.02	1634	1.20	1767	1.38	1896	1.57				
1654	2600	1398	1.01	1465	1.09	1531	1.18	1661	1.36	1787	1.55	1910	1.74	2029	1.95		
1781	2800	1444	1.17	1508	1.26	1570	1.35	1693	1.54	1813	1.74	1929	1.94	2043	2.15	2154	2.37
1908	3000	1493	1.36	1553	1.45	1613	1.55	1730	1.75	1843	1.95	1954	2.16	2063	2.38		
2035	3200	1544	1.57	1602	1.67	1659	1.77	1770	1.97	1878	2.19	1984	2.40	2088	2.63		
2162	3400	1596	1.80	1653	1.90	1707	2.01	1814	2.23	1917	2.44	2019	2.67	2118	2.91		
2290	3600	1651	2.05	1705	2.17	1758	2.28	1860	2.50	1959	2.73	2057	2.97	2152	3.21		
2417	3800	1707	2.33	1759	2.45	1810	2.57	1909	2.81	2004	3.05	2097	3.29				
2544	4000	1764	2.64	1814	2.77	1864	2.89	1959	3.14	2051	3.39	2141	3.64				
2671	4200	1821	2.98	1870	3.11	1919	3.24	2011	3.50	2100	3.76						
2798	4400	1880	3.34	1928	3.48	1974	3.62	2064	3.89	2150	4.16						
2926	4600	1939	3.74	1986	3.89	2032	4.03	2119	4.31								
3053	4800	1999	4.17	2044	4.32	2089	4.47										
3180	5000	2059	4.63	2104	4.79	2147	4.94										
3307	5200	2119	5.12														

Tip Speed (FPM) = 2.782 x RPM

Outlet: .636 sq. ft. inside, 11.75" x 8" outside

Wheel Diameter: 10.5"

Inlet: .525 sq. ft. inside, 10" dia. outside

Max. RPM: 2157

Performance shown is for installation Type B - free inlet, ducted outlet. Power rating (BHP) does not include drive losses. Performance ratings do not include the effects of appurtenances in the airstream.

FCU UTILITY FANS

MODEL: FCU-12																	
CFM	Outlet Vel. FPM	0.25 SP		0.375 SP		0.50 SP		0.625 SP		0.75 SP		0.875 SP		1.00 SP		1.25 SP	
		RPM	BHP	RPM	BHP	RPM	BHP	RPM	BHP	RPM	BHP	RPM	BHP	RPM	BHP	RPM	BHP
686	800	431	0.06	513	0.08												
772	900	446	0.07	519	0.09												
858	1000	464	0.08	531	0.11	596	0.13										
944	1100	485	0.10	546	0.13	606	0.15	665	0.18								
1030	1200	508	0.12	564	0.15	619	0.17	674	0.20	728	0.23						
1115	1300	531	0.15	584	0.17	635	0.20	686	0.23	737	0.26	787	0.29				
1201	1400	555	0.18	606	0.20	654	0.23	701	0.26	748	0.29	795	0.33	842	0.36		
1287	1500	581	0.21	628	0.24	674	0.27	719	0.30	763	0.33	807	0.37	850	0.40	938	0.48
1373	1600	606	0.24	652	0.28	696	0.31	738	0.34	779	0.37	821	0.41	862	.45	944	0.52
1459	1700	633	0.29	677	0.32	718	0.35	758	0.39	798	0.42	837	0.46	876	0.50	953	0.57
1544	1800	659	0.33	702	0.36	742	0.40	780	0.44	818	0.47	855	0.51	892	0.55	965	0.63
1630	1900	686	0.38	727	0.42	766	0.45	803	0.49	839	0.53	874	0.57	909	0.61	979	0.69
1716	2000	713	0.43	753	0.47	790	0.51	826	0.55	861	0.59	895	0.63	928	0.67	995	0.76
1888	2200	767	0.56	806	0.60	841	0.65	875	0.69	907	0.73	939	0.78	970	0.82	1031	0.91
2059	2400	822	0.70	860	0.75	893	0.80	925	0.85	956	0.90	985	0.94	1014	0.99	1071	1.09
2231	2600	878	0.87	914	0.93	946	0.98	977	1.04	1006	1.09	1034	1.14	1062	1.19	1115	1.29
2402	2800	934	1.07	969	1.13	1000	1.19	1029	1.25	1057	1.30	1084	1.36	1111	1.41	1161	1.52
2574	3000	990	1.29	1024	1.36	1054	1.43	1083	1.49	1110	1.55	1136	1.61	1161	1.67	1210	1.79
2746	3200	1046	1.55	1080	1.63	1110	1.70	1137	1.76	1163	1.83	1188	1.89	1213	1.96	1259	2.08
2917	3400	1103	1.84	1135	1.92	1164	2.00	1192	2.07	1217	2.14	1241	2.21	1265	2.28	1310	2.41
3089	3600	1160	2.16	1192	2.25	1220	2.33	1247	2.41	1271	2.49	1295	2.56	1318	2.63	1361	2.78
3260	3800	1216	2.51	1247	2.61	1276	2.70	1302	2.79	1326	2.87	1349	2.95	1371	3.03	1413	3.18
3432	4000	1273	2.91	1304	3.01	1332	3.11	1357	3.20	1381	3.29	1404	3.38	1425	3.46	1467	3.62
3603	4200	1330	3.34	1361	3.46	1388	3.56	1413	3.66	1436	3.75	1458	3.84	1480	3.93	1520	4.11
3775	4400	1387	3.81	1417	3.94	1444	4.05	1469	4.16	1492	4.26	1513	4.36	1534	4.45	1574	4.64
3947	4600	1445	4.33	1474	4.47	1501	4.59	1525	4.70	1548	4.81	1569	4.91	1589	5.02	1628	5.21
4118	4800	1502	4.89	1531	5.04	1557	5.17	1581	5.29	1603	5.40	1624	5.51	1644	5.62	1682	5.83
4290	5000	1559	5.51	1588	5.66	1614	5.80	1637	5.93	1659	6.05	1680	6.17	1700	6.28	1738	6.50
4462	5200	1617	6.17	1645	6.33	1671	6.48	1694	6.61	1716	6.74	1736	6.87	1756	6.99	1793	7.22
4633	5400	1674	6.88	1702	7.05	1727	7.20	1750	7.35	1772	7.49	1792	7.62	1811	7.75	1848	7.99
4805	5600	1732	7.64	1760	7.82	1784	7.99	1807	8.14	1828	8.29	1848	8.43	1868	8.56		
4976	5800	1789	8.46	1817	8.65	1841	8.82	1864	8.99								
5148	6000	1847	9.33														

MODEL: FCU-12																	
CFM	Outlet Vel. FPM	1.50 SP		1.75 SP		2.00 SP		2.50 SP		3.00 SP		3.50 SP		4.00 SP		4.50 SP	
		RPM	BHP	RPM	BHP	RPM	BHP	RPM	BHP	RPM	BHP	RPM	BHP	RPM	BHP	RPM	BHP
1373	1600	1026	0.61														
1459	1700	1030	0.66														
1544	1800	1038	0.72	1111	0.81												
1630	1900	1048	0.78	1117	0.87	1186	0.97										
1716	2000	1061	0.85	1127	0.94	1192	1.04										
1888	2200	1091	1.00	1151	1.10	1211	1.21	1331	1.43								
2059	2400	1127	1.19	1183	1.29	1238	1.39	1347	1.62	1457	1.86						
2231	2600	1168	1.40	1219	1.50	1270	1.61	1372	1.85	1473	2.09	1574	2.36				
2402	2800	1211	1.63	1259	1.75	1307	1.86	1402	2.10	1496	2.36	1590	2.63	1684	2.91	1777	3.21
2574	3000	1257	1.90	1303	2.02	1348	2.14	1437	2.39	1525	2.66	1613	2.93	1701	3.22	1788	3.52
2746	3200	1304	2.21	1348	2.33	1391	2.46	1475	2.72	1559	2.99	1641	3.27	1724	3.57	1806	3.88
2917	3400	1353	2.54	1395	2.68	1436	2.81	1517	3.08	1595	3.36	1674	3.65	1751	3.96	1829	4.27
3089	3600	1403	2.92	1444	3.06	1483	3.20	1560	3.48	1635	3.78	1710	4.08	1783	4.39	1857	4.71
3260	3800	1454	3.33	1493	3.48	1531	3.63	1605	3.92	1677	4.23	1748	4.54	1819	4.86		
3432	4000	1506	3.78	1544	3.94	1581	4.10	1652	4.41	1721	4.72	1789	5.05	1857	5.38		
3603	4200	1558	4.28	1595	4.44	1631	4.61	1700	4.93	1767	5.26	1832	5.60				
3775	4400	1611	4.82	1647	4.99	1682	5.16	1749	5.51	1814	5.85						
3947	4600	1665	5.40	1700	5.58	1734	5.76	1799	6.13	1862	6.48						
4118	4800	1719	6.03	1753	6.22	1786	6.41	1850	6.79								
4290	5000	1773	6.71	1807	6.91	1839	7.12										
4462	5200	1828	7.44	1861	7.66												

Tip Speed (FPM) = 3.27 x RPM

Outlet: .858 sq. ft. inside, 13.25" x 9.63" outside

Wheel Diameter: 12.25"

Inlet: .921 sq. ft. inside, 13.25 dia. outside

Max. RPM: 1871

Performance shown is for installation Type B - free inlet, ducted outlet. Power rating (BHP) does not include drive losses. Performance ratings do not include the effects of appurtenances in the airstream.

FCU UTILITY FANS

MODEL: FCU-13																	
CFM	Outlet Vel. FPM	0.25 SP		0.375 SP		0.50 SP		0.625 SP		0.75 SP		0.875 SP		1.00 SP		1.25 SP	
		RPM	BHP	RPM	BHP	RPM	BHP	RPM	BHP	RPM	BHP	RPM	BHP	RPM	BHP	RPM	BHP
839	800	392	0.07														
944	900	403	0.08	474	0.11												
1049	1000	418	0.12	482	0.13	546	0.16										
1154	1100	435	0.12	493	0.15	551	0.19	610	0.22								
1259	1200	454	0.15	508	0.18	561	0.21	614	0.25	668	0.29						
1364	1300	474	0.17	524	0.21	573	0.24	623	0.28	672	0.32	721	0.37				
1469	1400	495	0.21	542	0.24	588	0.28	634	0.32	680	0.36	725	0.41	771	0.46		
1574	1500	516	0.24	562	0.28	605	0.32	648	0.36	690	0.40	733	0.45	776	0.50		
1678	1600	539	0.28	582	0.32	623	0.36	663	0.40	703	0.45	743	0.50	783	0.55	863	0.66
1783	1700	561	0.33	603	0.37	642	0.41	680	0.46	718	0.50	756	0.55	793	0.60	869	0.71
1888	1800	584	0.38	624	0.42	662	0.47	698	0.51	734	0.56	770	0.61	806	0.66	877	0.77
1993	1900	607	0.43	646	0.48	683	0.53	718	0.57	752	0.62	786	0.67	820	0.73	887	0.84
2098	2000	631	0.49	669	0.54	704	0.59	738	0.64	770	0.69	803	0.75	835	0.80	899	0.91
2308	2200	679	0.64	715	0.69	748	0.74	779	0.80	810	0.85	840	0.91	869	0.97	928	1.08
2518	2400	727	0.80	761	0.86	793	0.92	823	0.98	851	1.04	880	1.10	907	1.16	961	1.28
2727	2600	775	0.99	808	1.06	839	1.13	867	1.19	894	1.25	921	1.32	947	1.38	998	1.51
2937	2800	824	1.22	856	1.29	886	1.36	913	1.43	939	1.50	964	1.57	989	1.64	1037	1.78
3147	3000	873	1.47	905	1.55	933	1.63	959	1.71	985	1.78	1009	1.86	1033	1.93	1078	2.08
3357	3200	923	1.76	953	1.85	981	1.93	1006	2.02	1031	2.10	1054	2.18	1077	2.25	1121	2.41
3567	3400	972	2.08	1002	2.18	1029	2.28	1054	2.36	1078	2.45	1100	2.53	1122	2.62	1165	2.79
3776	3600	1022	2.44	1051	2.55	1077	2.65	1102	2.75	1125	2.84	1147	2.93	1168	3.02	1209	3.20
3986	3800	1071	2.85	1100	2.96	1126	3.07	1150	3.18	1173	3.27	1194	3.37	1215	3.47	1254	3.66
4196	4000	1121	3.29	1150	3.42	1175	3.54	1199	3.65	1221	3.75	1242	3.86	1262	3.96	1300	4.16
4406	4200	1171	3.78	1199	3.92	1224	4.04	1247	4.16	1269	4.28	1289	4.39	1309	4.50	1347	4.71
4616	4400	1221	4.32	1249	4.47	1274	4.60	1296	4.73	1317	4.85	1338	4.97	1357	5.08	1394	5.30
4825	4600	1271	4.90	1299	5.06	1323	5.20	1345	5.34	1366	5.47	1386	5.59	1405	5.71	1441	5.95
5035	4800	1322	5.54	1348	5.71	1372	5.86	1394	6.00	1415	6.14	1434	6.27	1453	6.40	1488	6.65
5245	5000	1372	6.23	1398	6.41	1422	6.57	1444	6.72	1464	6.87	1483	7.01	1502	7.15	1536	7.41
5455	5200	1422	6.98	1448	7.17	1472	7.34	1493	7.50	1513	7.66	1532	7.80	1550	7.95	1585	8.23
5665	5400	1473	7.78	1499	7.98	1522	8.16	1543	8.34	1563	8.50	1581	8.66	1599	8.81	1633	9.10
5874	5600	1523	8.64	1549	8.85	1571	9.05	1592	9.23	1612	9.40	1630	9.57	1648	9.73	1681	10.03
6084	5800	1573	9.56	1599	9.79	1621	10.00	1642	10.19	1661	10.37	1680	10.54	1697	10.71		
6294	6000	1624	10.55	1649	10.79	1671	11.01	1692	11.21								
6504	6200	1674	11.61														

MODEL: FCU-13																	
CFM	Outlet Vel. FPM	1.50 SP		1.75 SP		2.00 SP		2.50 SP		3.00 SP		3.50 SP		4.00 SP		4.50 SP	
		RPM	BHP	RPM	BHP	RPM	BHP	RPM	BHP	RPM	BHP	RPM	BHP	RPM	BHP	RPM	BHP
1783	1700	944	0.83														
1888	1800	948	0.89														
1993	1900	954	0.96	1022	1.09												
2098	2000	963	1.04	1027	1.17	1091	1.31										
2308	2200	986	1.21	1044	1.34	1103	1.48	1219	1.79								
2518	2400	1015	1.41	1068	1.55	1122	1.69	1228	2.00	1335	2.34						
2727	2600	1048	1.65	1097	1.79	1147	1.94	1245	2.25	1344	2.59	1442	2.96				
2937	2800	1084	1.92	1130	2.07	1176	2.22	1268	2.54	1359	2.88	1451	3.26	1543	3.65		
3147	3000	1123	2.23	1166	2.38	1210	2.54	1295	2.87	1381	3.22	1466	3.59	1551	3.99	1637	4.41
3357	3200	1163	2.57	1205	2.73	1246	2.89	1326	3.23	1407	3.59	1487	3.97	1567	4.37	1647	4.80
3567	3400	1205	2.95	1245	3.12	1284	3.29	1361	3.64	1436	4.01	1512	4.40	1587	4.80	1662	5.23
3776	3600	1248	3.37	1286	3.55	1324	3.73	1397	4.09	1469	4.47	1540	4.87	1611	5.28	1682	5.72
3986	3800	1292	3.84	1329	4.03	1365	4.21	1435	4.59	1504	4.98	1572	5.39	1639	5.81		
4196	4000	1337	4.35	1373	4.55	1407	4.74	1475	5.14	1541	5.55	1606	5.96	1670	6.40		
4406	4200	1383	4.91	1417	5.12	1451	5.32	1516	5.74	1579	6.16	1642	6.59				
4616	4400	1429	5.52	1463	5.74	1495	5.96	1558	6.38	1619	6.82	1680	7.27				
4825	4600	1475	6.18	1508	6.41	1540	6.63	1601	7.08	1660	7.54						
5035	4800	1522	6.89	1554	7.14	1585	7.37	1645	7.84								
5245	5000	1569	7.67	1601	7.92	1631	8.16	1689	8.65								
5455	5200	1617	8.49	1648	8.76	1677	9.02										
5665	5400	1665	9.38	1695	9.66												

Tip Speed (FPM) = 3.534 x RPM

Outlet: 1.049 sq. ft. inside, 14.63" x 10.75" outside
 Inlet: 1.108 sq. ft. inside, 14.50 dia. outside

Wheel Diameter: 13.5"
 Max. RPM: 1698

Performance shown is for installation Type B - free inlet, ducted outlet. Power rating (BHP) does not include drive losses. Performance ratings do not include the effects of appurtenances in the airstream.

FCU UTILITY FANS

MODEL: FCU-15																	
CFM	Outlet Vel. FPM	0.25 SP		0.375 SP		0.50 SP		0.625 SP		0.75 SP		0.875 SP		1.00 SP		1.25 SP	
		RPM	BHP	RPM	BHP	RPM	BHP	RPM	BHP	RPM	BHP	RPM	BHP	RPM	BHP	RPM	BHP
1024	800	346	0.07	409	0.10												
1152	900	359	0.09	415	0.12	471	0.15										
1280	1000	375	0.11	426	0.14	476	0.17	527	0.21								
1408	1100	393	0.14	439	0.17	485	0.20	531	0.24	577	0.28						
1536	1200	412	0.17	455	0.20	497	0.23	539	0.27	582	0.31	624	0.35				
1664	1300	432	0.20	473	0.23	512	0.27	551	0.31	590	0.35	628	0.39	667	0.44		
1792	1400	453	0.24	491	0.27	528	0.31	564	0.35	600	0.39	636	0.44	672	0.49	745	0.59
1920	1500	474	0.28	511	0.32	546	0.36	580	0.40	613	0.44	647	0.49	681	0.54	748	0.64
2048	1600	496	0.33	531	0.37	564	0.41	596	0.46	628	0.50	660	0.55	691	0.60	754	0.70
2176	1700	518	0.39	552	0.43	583	0.47	614	0.52	644	0.56	674	0.61	704	0.66	763	0.77
2304	1800	540	0.45	573	0.49	603	0.54	633	0.59	662	0.63	690	0.68	718	0.73	774	0.84
2432	1900	562	0.51	594	0.56	624	0.61	652	0.66	680	0.71	707	0.76	734	0.81	787	0.92
2560	2000	585	0.59	616	0.64	645	0.69	672	0.74	699	0.79	725	0.85	750	0.90	801	1.02
2816	2200	630	0.76	660	0.82	687	0.87	713	0.93	738	0.99	762	1.04	786	1.10	833	1.22
3072	2400	676	0.96	705	1.02	731	1.09	756	1.15	779	1.21	802	1.27	824	1.33	868	1.46
3328	2600	722	1.19	750	1.26	775	1.33	799	1.40	821	1.47	843	1.53	864	1.60	905	1.74
3584	2800	768	1.46	795	1.54	820	1.62	843	1.69	865	1.76	885	1.83	906	1.91	945	2.05
3840	3000	814	1.76	841	1.86	865	1.94	888	2.02	909	2.10	929	2.18	948	2.25	985	2.41
4096	3200	861	2.11	888	2.21	911	2.30	933	2.39	953	2.48	972	2.56	991	2.65	1027	2.81
4352	3400	908	2.51	934	2.61	957	2.71	978	2.81	998	2.90	1017	2.99	1035	3.08	1070	3.26
4608	3600	954	2.94	980	3.06	1003	3.17	1024	3.28	1043	3.37	1061	3.47	1079	3.57	1113	3.76
4864	3800	1001	3.43	1027	3.56	1049	3.68	1069	3.79	1088	3.90	1107	4.00	1124	4.10	1157	4.30
5120	4000	1048	3.97	1073	4.11	1095	4.24	1115	4.36	1134	4.47	1152	4.59	1169	4.69	1201	4.91
5376	4200	1095	4.56	1120	4.72	1142	4.85	1162	4.98	1180	5.10	1198	5.22	1214	5.34	1246	5.57
5632	4400	1142	5.21	1167	5.38	1188	5.53	1208	5.66	1226	5.79	1243	5.92	1260	6.05	1291	6.28
5888	4600	1189	5.92	1214	6.10	1235	6.26	1254	6.40	1272	6.54	1289	6.68	1305	6.81	1336	7.07
6144	4800	1236	6.70	1261	6.88	1282	7.05	1301	7.21	1319	7.36	1335	7.50	1351	7.64	1381	7.91
6400	5000	1283	7.53	1308	7.73	1328	7.91	1347	8.08	1365	8.24	1381	8.39	1397	8.54		
6656	5200	1331	8.43	1354	8.65	1375	8.84	1394	9.02								
6912	5400	1378	9.41														

MODEL: FCU-15															
CFM	Outlet Vel. FPM	1.50 SP		1.75 SP		2.00 SP		2.50 SP		3.00 SP		3.50 SP		4.00 SP	
		RPM	BHP	RPM	BHP	RPM	BHP	RPM	BHP	RPM	BHP	RPM	BHP	RPM	BHP
2048	1600	818	0.81												
2176	1700	823	0.88	882	1.00										
2304	1800	830	0.96	886	1.08	943	1.21								
2432	1900	840	1.04	893	1.17	946	1.30								
2560	2000	851	1.13	902	1.26	952	1.39	1054	1.68						
2816	2200	879	1.34	925	1.47	970	1.61	1062	1.90	1155	2.22				
3072	2400	910	1.59	953	1.73	995	1.87	1079	2.16	1163	2.49	1248	2.83		
3328	2600	945	1.87	985	2.02	1024	2.16	1101	2.47	1179	2.80	1257	3.14	1335	3.52
3584	2800	982	2.20	1019	2.35	1056	2.50	1128	2.82	1201	3.15	1273	3.51	1345	3.88
3840	3000	1021	2.56	1056	2.72	1091	2.88	1159	3.21	1227	3.56	1294	3.92	1361	4.30
4096	3200	1062	2.98	1095	3.14	1128	3.31	1193	3.65	1256	4.01	1319	4.38	1382	4.77
4352	3400	1103	3.43	1135	3.61	1167	3.78	1228	4.14	1288	4.51	1348	4.90		
4608	3600	1145	3.94	1176	4.13	1207	4.31	1265	4.69	1323	5.07	1380	5.47		
4864	3800	1188	4.50	1218	4.70	1247	4.89	1304	5.29	1359	5.68				
5120	4000	1232	5.12	1261	5.32	1289	5.53	1344	5.94	1397	6.35				
5376	4200	1275	5.79	1304	6.00	1332	6.22	1385	6.65						
5632	4400	1320	6.52	1348	6.75	1374	6.97								
5888	4600	1364	7.31	1392	7.56										

Tip Speed (FPM) = 3.927 x RPM

Outlet: 1.280 sq. ft. inside, 16.25" x 11.75" outside
 Inlet: 1.374 sq. ft. inside, 16.13 dia. outside

Wheel Diameter: 15"
 Max. RPM: 1400

Performance shown is for installation Type B - free inlet, ducted outlet. Power rating (BHP) does not include drive losses. Performance ratings do not include the effects of appurtenances in the airstream.

FCU UTILITY FANS

MODEL: FCU-16																	
CFM	Outlet Vel. FPM	0.25 SP		0.375 SP		0.50 SP		0.625 SP		0.75 SP		0.875 SP		1.00 SP		1.25 SP	
		RPM	BHP	RPM	BHP	RPM	BHP	RPM	BHP	RPM	BHP	RPM	BHP	RPM	BHP	RPM	BHP
1248	800	328	0.10	388	0.13												
1404	900	340	0.12	394	0.15	448	0.19										
1560	1000	355	0.15	403	0.18	452	0.22	500	0.27								
1716	1100	371	0.18	416	0.22	460	0.26	504	0.30	548	0.35						
1872	1200	389	0.21	430	0.26	471	0.30	511	0.35	552	0.40	592	0.45				
2028	1300	408	0.26	447	0.30	484	0.35	522	0.40	559	0.45	596	0.50	634	0.56		
2184	1400	427	0.31	464	0.35	499	0.40	534	0.45	569	0.51	603	0.56	638	0.62	708	0.74
2340	1500	447	0.36	482	0.41	515	0.46	548	0.52	581	0.57	613	0.63	645	0.69	710	0.82
2496	1600	467	0.42	501	0.48	533	0.53	564	0.59	594	0.65	625	0.71	655	0.77	716	0.90
2652	1700	488	0.49	520	0.55	551	0.61	580	0.67	609	0.73	638	0.79	666	0.85	724	0.99
2808	1800	509	0.57	540	0.63	569	0.69	597	0.75	625	0.82	652	0.88	679	0.95	733	1.09
2964	1900	530	0.66	560	0.72	588	0.78	615	0.85	642	0.92	668	0.98	694	1.05	745	1.19
3120	2000	551	0.75	581	0.82	608	0.89	634	0.95	659	1.02	684	1.09	709	1.16	758	1.31
3432	2200	594	0.96	622	1.04	648	1.12	672	1.19	696	1.27	719	1.34	742	1.42	787	1.57
3744	2400	637	1.22	664	1.31	689	1.39	712	1.47	735	1.55	756	1.63	778	1.71	820	1.88
4056	2600	681	1.52	707	1.61	731	1.70	753	1.79	774	1.88	795	1.97	815	2.06	855	2.23
4368	2800	725	1.86	750	1.97	773	2.06	795	2.16	815	2.25	835	2.35	854	2.44	891	2.63
4680	3000	769	2.26	794	2.37	816	2.48	837	2.58	856	2.68	875	2.79	894	2.89	929	3.09
4992	3200	814	2.71	838	2.83	859	2.94	879	3.06	898	3.17	917	3.28	934	3.38	969	3.60
5304	3400	859	3.21	882	3.34	903	3.47	922	3.59	941	3.71	958	3.82	976	3.94	1009	4.17
5616	3600	903	3.78	926	3.92	946	4.05	965	4.18	983	4.31	1001	4.44	1017	4.56	1049	4.80
5928	3800	948	4.41	970	4.56	990	4.70	1009	4.84	1026	4.98	1043	5.11	1059	5.24	1090	5.50
6240	4000	993	5.10	1015	5.27	1034	5.42	1053	5.57	1070	5.71	1086	5.86	1102	5.99	1132	6.27
6552	4200	1038	5.87	1059	6.04	1079	6.21	1097	6.37	1113	6.52	1129	6.67	1145	6.82	1174	7.11
6864	4400	1084	6.71	1104	6.90	1123	7.07	1141	7.24	1157	7.40	1173	7.56	1188	7.72	1217	8.03
7176	4600	1129	7.63	1149	7.83	1168	8.02	1185	8.19	1201	8.37	1216	8.53	1231	8.70	1259	9.02
7488	4800	1174	8.63	1194	8.84	1212	9.04	1229	9.23	1245	9.41	1260	9.59	1275	9.76	1302	10.10
7800	5000	1220	9.72	1239	9.94	1257	10.15	1274	10.35	1289	10.54	1304	10.72				
8112	5200	1265	10.90	1284	11.13	1302	11.35										
8424	5400	1311	12.16														

MODEL: FCU-16															
CFM	Outlet Vel. FPM	1.50 SP		1.75 SP		2.00 SP		2.50 SP		3.00 SP		3.50 SP		4.00 SP	
		RPM	BHP	RPM	BHP	RPM	BHP	RPM	BHP	RPM	BHP	RPM	BHP	RPM	BHP
2496	1600	776	1.03												
2652	1700	781	1.13	838	1.27										
2808	1800	787	1.23	841	1.38	895	1.54								
2964	1900	796	1.34	847	1.50	898	1.66								
3120	2000	807	1.46	855	1.62	904	1.78	1001	2.13						
3432	2200	832	1.74	876	1.90	920	2.07	1008	2.43	1097	2.81				
3744	2400	861	2.05	901	2.23	942	2.41	1023	2.79	1104	3.18	1185	3.59		
4056	2600	893	2.42	931	2.60	968	2.79	1043	3.19	1118	3.60	1193	4.03	1268	4.47
4368	2800	927	2.83	963	3.02	998	3.23	1068	3.64	1137	4.07	1207	4.51	1276	4.97
4680	3000	964	3.29	998	3.50	1031	3.71	1096	4.14	1161	4.59	1226	5.05	1291	5.53
4992	3200	1001	3.82	1034	4.04	1065	4.26	1127	4.71	1188	5.18	1249	5.65	1310	6.15
5304	3400	1040	4.40	1071	4.63	1101	4.87	1160	5.34	1218	5.82	1276	6.32		
5616	3600	1080	5.05	1109	5.29	1138	5.54	1195	6.03	1250	6.54	1305	7.06		
5928	3800	1120	5.76	1149	6.02	1177	6.28	1231	6.80	1284	7.32				
6240	4000	1161	6.54	1189	6.81	1216	7.08	1268	7.63						
6552	4200	1202	7.40	1229	7.68	1255	7.97	1306	8.54						
6864	4400	1244	8.33	1270	8.63	1296	8.93								
7176	4600	1286	9.34	1312	9.66										

Tip Speed (FPM) = 4.189 x RPM

Outlet: 1.560 sq. ft. inside, 17.75" x 13" outside

Wheel Diameter: 16.25"

Inlet: 1.67 sq. ft. inside, 17.88" dia. outside

Max. RPM: 1313

Performance shown is for installation Type B - free inlet, ducted outlet. Power rating (BHP) does not include drive losses. Performance ratings do not include the effects of appurtenances in the airstream.

FCU UTILITY FANS

MODEL: FCU-18															
CFM	Outlet Vel. FPM	0.25 SP		0.375 SP		0.50 SP		0.625 SP		0.75 SP		0.875 SP		1.00 SP	
		RPM	BHP	RPM	BHP	RPM	BHP	RPM	BHP	RPM	BHP	RPM	BHP	RPM	BHP
1519	800	296	0.11	352	0.16										
1709	900	306	0.14	356	0.19	406	0.24								
1899	1000	318	0.17	364	0.22	409	0.27	454	0.33						
2089	1100	331	0.20	374	0.25	416	0.31	457	0.37	497	0.44				
2279	1200	346	0.24	386	0.29	425	0.35	463	0.42	500	0.49	537	0.56		
2469	1300	361	0.29	399	0.34	435	0.40	471	0.47	506	0.54	540	0.61	575	0.69
2659	1400	377	0.34	413	0.40	447	0.46	481	0.53	513	0.60	546	0.68	578	0.76
2849	1500	394	0.40	428	0.46	460	0.53	492	0.60	523	0.67	554	0.75	584	0.83
3038	1600	411	0.46	443	0.53	475	0.60	504	0.67	534	0.75	563	0.83	591	0.91
3228	1700	428	0.54	459	0.61	489	0.68	518	0.76	546	0.84	573	0.92	601	1.00
3418	1800	445	0.62	476	0.69	505	0.77	532	0.85	559	0.93	585	1.02	611	1.10
3608	1900	463	0.71	493	0.79	520	0.87	547	0.95	573	1.04	598	1.12	623	1.21
3798	2000	481	0.81	510	0.89	537	0.98	562	1.06	587	1.15	611	1.24	635	1.33
4178	2200	517	1.03	544	1.13	570	1.22	594	1.32	617	1.41	640	1.51	662	1.60
4558	2400	553	1.30	580	1.41	604	1.51	627	1.61	649	1.72	671	1.82	691	1.92
4937	2600	590	1.61	616	1.73	639	1.84	661	1.95	682	2.06	702	2.18	722	2.29
5317	2800	627	1.97	652	2.10	675	2.22	696	2.35	716	2.46	735	2.58	754	2.70
5697	3000	665	2.38	689	2.52	711	2.66	731	2.79	750	2.92	769	3.05	787	3.17
6077	3200	702	2.85	726	3.00	747	3.15	767	3.29	786	3.43	804	3.57	821	3.70
6457	3400	740	3.37	763	3.54	784	3.70	803	3.85	821	4.00	839	4.15	855	4.29
6836	3600	778	3.95	800	4.13	820	4.31	839	4.47	857	4.63	874	4.79	890	4.94
7216	3800	816	4.60	838	4.80	857	4.98	876	5.16	893	5.33	910	5.50	926	5.66
7596	4000	854	5.32	875	5.53	895	5.73	913	5.92	930	6.10	946	6.28	961	6.46
7976	4200	892	6.11	913	6.34	932	6.55	950	6.75	966	6.95	982	7.14	997	7.32
8356	4400	931	6.98	951	7.22	970	7.44	987	7.66	1003	7.87	1019	8.07	1034	8.27
8735	4600	969	7.92	989	8.18	1007	8.42	1024	8.65	1040	8.87	1055	9.08		
9115	4800	1008	8.95	1027	9.22	1045	9.48								
9495	5000	1046	10.07												

MODEL: FCU-18													
CFM	Outlet Vel. FPM	1.25 SP		1.50 SP		1.75 SP		2.00 SP		2.50 SP		3.00 SP	
		RPM	BHP	RPM	BHP	RPM	BHP	RPM	BHP	RPM	BHP	RPM	BHP
2659	1400	642	0.93	704	1.28								
2849	1500	644	1.00	707	1.38	760	1.58						
3038	1600	648	1.09	713	1.48	763	1.69	812	1.92				
3228	1700	654	1.18	720	1.60	767	1.81	814	2.04				
3418	1800	662	1.29	728	1.73	773	1.94	819	2.17	908	2.66		
3608	1900	671	1.40	748	2.02	790	2.24	831	2.47	914	2.97	995	3.51
3798	2000	682	1.52	772	2.36	810	2.59	849	2.83	925	3.33	1000	3.88
4178	2200	705	1.81	798	2.75	834	2.98	870	3.23	941	3.75	1011	4.31
4558	2400	732	2.14	826	3.19	860	3.44	894	3.70	961	4.24	1027	4.81
4937	2600	760	2.51	856	3.69	889	3.95	921	4.22	984	4.78	1046	5.37
5317	2800	791	2.94	887	4.25	918	4.52	949	4.81	1009	5.39		
5697	3000	822	3.43	919	4.87	949	5.16	979	5.45	1036	6.06		
6077	3200	855	3.97	952	5.56	981	5.86	1009	6.17				
6457	3400	888	4.58	985	6.31	1013	6.64	1041	6.96				
6836	3600	922	5.25	1019	7.14	1047	7.48						
7216	3800	956	5.99	1054	8.05								
7596	4000	991	6.80										
7976	4200	1026	7.69										

Tip Speed (FPM) = 4.712 x RPM

Outlet: 1.899 sq. ft. inside, 19.63" x 14.25" outside
 Inlet: 2.02 sq. ft. inside, 19.63" dia. outside

Wheel Diameter: 18.25"
 Max. RPM: 1061

Performance shown is for installation Type B - free inlet, ducted outlet. Power rating (BHP) does not include drive losses. Performance ratings do not include the effects of appurtenances in the airstream.

FCU UTILITY FANS

MODEL: FCU-20															
CFM	Outlet Vel. FPM	0.25 SP		0.375 SP		0.50 SP		0.625 SP		0.75 SP		0.875 SP		1.00 SP	
		RPM	BHP	RPM	BHP	RPM	BHP	RPM	BHP	RPM	BHP	RPM	BHP	RPM	BHP
1853	800	256	0.14	308	0.19										
2084	900	263	0.16	309	0.22										
2316	1000	272	0.20	314	0.26	356	0.33								
2548	1100	282	0.24	321	0.30	360	0.37	398	0.45						
2780	1200	294	0.29	330	0.35	366	0.42	401	0.50	436	0.59				
3011	1300	307	0.34	341	0.41	374	0.48	406	0.56	439	0.65	471	0.74		
3242	1400	320	0.40	352	0.47	383	0.55	413	0.63	444	0.72	474	0.81	503	0.91
3474	1500	333	0.47	364	0.55	393	0.63	422	0.71	450	0.80	478	0.90	506	1.00
3706	1600	347	0.55	376	0.63	404	0.71	431	0.80	458	0.89	485	0.99	511	1.09
3937	1700	362	0.64	389	0.72	416	0.81	442	0.90	467	0.99	493	1.09	518	1.19
4169	1800	376	0.74	403	0.83	428	0.92	453	1.01	477	1.10	501	1.21	525	1.31
4400	1900	391	0.85	417	0.94	441	1.03	465	1.13	488	1.23	511	1.33	534	1.44
4632	2000	406	0.97	431	1.07	455	1.16	477	1.26	500	1.37	522	1.47	543	1.58
5095	2200	437	1.25	460	1.35	482	1.46	504	1.57	524	1.67	544	1.79	564	1.90
5558	2400	468	1.57	490	1.69	511	1.80	531	1.92	550	2.04	569	2.16	588	2.28
6022	2600	499	1.96	520	2.08	540	2.21	559	2.33	578	2.46	595	2.59	613	2.71
6485	2800	531	2.40	551	2.54	570	2.67	588	2.81	606	2.94	623	3.08	639	3.21
6948	3000	563	2.90	582	3.05	601	3.20	618	3.34	634	3.49	651	3.63	667	3.78
7411	3200	595	3.48	614	3.64	631	3.80	648	3.95	664	4.11	679	4.26	695	4.41
7875	3400	628	4.13	646	4.30	663	4.47	679	4.64	694	4.80	709	4.96	723	5.13
8338	3600	660	4.85	678	5.04	694	5.22	709	5.40	724	5.57	739	5.74	753	5.92
8801	3800	693	5.66	710	5.86	726	6.05	740	6.24	755	6.43	769	6.61	782	6.79
9264	4000	726	6.55	742	6.77	757	6.97	772	7.17	786	7.37	799	7.56	812	7.76
9727	4200	759	7.54	775	7.76	789	7.98	803	8.19	817	8.40	830	8.61	843	8.81
10190	4400	792	8.62	807	8.86	822	9.09	835	9.31	848	9.53	861	9.75	873	9.96
10654	4600	825	9.80	840	10.05	854	10.30	867	10.53	880	10.76	892	10.99	904	11.22
11117	4800	859	11.09	873	11.36	886	11.61	899	11.86	912	12.10	924	12.34	936	12.58
11580	5000	892	12.49	906	12.76	919	13.03	932	13.29	944	13.55	955	13.80		
12043	5200	925	14.00	939	14.29	952	14.57								

MODEL: FCU-20															
CFM	Outlet Vel. FPM	1.25 SP		1.50 SP		1.75 SP		2.00 SP		2.50 SP		3.00 SP		3.50 SP	
		RPM	BHP	RPM	BHP	RPM	BHP	RPM	BHP	RPM	BHP	RPM	BHP	RPM	BHP
3474	1500	562	1.21	616	1.66										
3706	1600	564	1.31	619	1.78	665	2.04								
3937	1700	567	1.42	623	1.92	667	2.18	711	2.46						
4169	1800	572	1.54	629	2.06	671	2.33	712	2.61						
4400	1900	579	1.67	643	2.40	681	2.67	720	2.96	796	3.58				
4632	2000	586	1.81	661	2.80	696	3.08	732	3.37	802	4.00	871	4.68		
5095	2200	604	2.14	681	3.26	714	3.54	747	3.85	813	4.49	877	5.18	941	5.93
5558	2400	624	2.53	703	3.78	735	4.08	766	4.39	827	5.05	887	5.75	947	6.50
6022	2600	647	2.98	727	4.37	757	4.69	786	5.01	844	5.68	901	6.40		
6485	2800	672	3.49	753	5.04	781	5.37	808	5.70	863	6.39	917	7.12		
6948	3000	697	4.07	779	5.79	806	6.12	832	6.47	884	7.19	935	7.94		
7411	3200	724	4.72	806	6.61	832	6.97	857	7.33	906	8.07	955	8.84		
7875	3400	752	5.46	834	7.52	859	7.89	883	8.27	930	9.04				
8338	3600	780	6.26	862	8.52	886	8.91	909	9.30	955	10.10				
8801	3800	808	7.16	891	9.62	914	10.02	937	10.43						
9264	4000	838	8.14	920	10.81	943	11.23								
9727	4200	867	9.22	950	12.11										
10190	4400	897	10.39												
10654	4600	928	11.67												

Tip Speed (FPM) = 5.236 x RPM

Outlet: 2.316 sq. ft. inside, 21.5" x 15.88" outside
 Inlet: 2.435 sq. ft. inside, 21.5" dia. outside

Wheel Diameter: 20"
 Max. RPM: 955

Performance shown is for installation Type B - free inlet, ducted outlet. Power rating (BHP) does not include drive losses. Performance ratings do not include the effects of appurtenances in the airstream.

FCU UTILITY FANS

MODEL: FCU-22															
CFM	Outlet Vel. FPM	0.25 SP		0.375 SP		0.50 SP		0.625 SP		0.75 SP		0.875 SP		1.00 SP	
		RPM	BHP	RPM	BHP	RPM	BHP	RPM	BHP	RPM	BHP	RPM	BHP	RPM	BHP
2262	800	232	0.16												
2544	900	236	0.19												
2827	1000	242	0.23	285	0.31										
3110	1100	250	0.27	289	0.35	328	0.45								
3392	1200	259	0.32	294	0.40	330	0.50	367	0.60						
3675	1300	269	0.38	302	0.47	335	0.56	368	0.67	401	0.78				
3958	1400	280	0.45	310	0.54	341	0.63	372	0.74	403	0.86	434	0.99		
4241	1500	291	0.52	320	0.62	348	0.72	377	0.82	406	0.94	435	1.07	464	1.21
4523	1600	303	0.61	330	0.71	357	0.81	384	0.92	410	1.04	437	1.17	465	1.30
4806	1700	315	0.70	341	0.80	366	0.91	391	1.02	416	1.15	442	1.27	467	1.41
5089	1800	328	0.81	352	0.92	376	1.03	400	1.14	424	1.27	448	1.40	471	1.53
5371	1900	340	0.93	364	1.04	387	1.15	409	1.27	432	1.40	454	1.53	477	1.67
5654	2000	353	1.05	376	1.17	398	1.29	419	1.42	441	1.54	462	1.68	483	1.82
6219	2200	379	1.35	401	1.48	421	1.61	441	1.74	460	1.88	480	2.02	499	2.17
6785	2400	406	1.70	426	1.84	445	1.98	464	2.12	482	2.27	500	2.42	518	2.57
7350	2600	433	2.10	452	2.26	470	2.41	488	2.57	505	2.72	521	2.88	538	3.04
7916	2800	460	2.57	479	2.74	496	2.91	512	3.07	529	3.24	544	3.40	560	3.57
8481	3000	488	3.11	505	3.29	522	3.47	538	3.65	553	3.82	568	4.00	583	4.18
9046	3200	515	3.72	532	3.91	548	4.11	563	4.30	578	4.49	592	4.67	606	4.86
9612	3400	543	4.40	560	4.61	575	4.82	590	5.03	604	5.23	617	5.43	631	5.63
10177	3600	571	5.17	587	5.40	602	5.62	616	5.84	630	6.05	643	6.26	656	6.47
10743	3800	599	6.02	615	6.27	629	6.50	643	6.73	656	6.96	669	7.19	681	7.41
11308	4000	628	6.96	643	7.22	656	7.48	670	7.72	682	7.96	695	8.20	707	8.44
11873	4200	656	8.00	670	8.28	684	8.55	697	8.81	709	9.06	721	9.31	733	9.56
12439	4400	684	9.14	698	9.44	712	9.72	724	10.00	736	10.27	748	10.53	759	10.79
13004	4600	713	10.38	726	10.69	739	11.00	751	11.29	763	11.57	774	11.85	785	12.13
13570	4800	741	11.74	755	12.07	767	12.39	779	12.69	790	12.99	801	13.29	812	13.58
14135	5000	770	13.20	783	13.55	795	13.89	807	14.21	818	14.52	829	14.83	839	15.14
14700	5200	798	14.79	811	15.16	823	15.51	834	15.85	845	16.18	856	16.50		
15266	5400	827	16.50	840	16.89	851	17.26								
15831	5600	856	18.34												

MODEL: FCU-22													
CFM	Outlet Vel. FPM	1.25 SP		1.50 SP		1.75 SP		2.00 SP		2.50 SP		3.00 SP	
		RPM	BHP	RPM	BHP	RPM	BHP	RPM	BHP	RPM	BHP	RPM	BHP
4806	1700	518	1.71	568	2.30								
5089	1800	520	1.84	570	2.46	613	2.82						
5371	1900	522	1.97	577	2.81	617	3.17	656	3.56				
5654	2000	526	2.12	589	3.23	625	3.60	661	3.99	733	4.83		
6219	2200	538	2.48	603	3.72	636	4.09	669	4.48	736	5.34	803	6.28
6785	2400	553	2.89	621	4.28	651	4.66	682	5.06	743	5.92	805	6.86
7350	2600	571	3.37	640	4.92	668	5.31	697	5.72	754	6.59	811	7.53
7916	2800	590	3.92	660	5.64	687	6.04	714	6.46	767	7.35	821	8.30
8481	3000	611	4.55	682	6.44	707	6.86	732	7.29	783	8.20	833	9.17
9046	3200	634	5.25	705	7.33	729	7.76	753	8.21	800	9.14	847	10.13
9612	3400	657	6.03	728	8.31	751	8.76	774	9.23	819	10.19		
10177	3600	680	6.90	752	9.38	774	9.85	796	10.34	839	11.33		
10743	3800	705	7.86	777	10.55	798	11.05	819	11.55				
11308	4000	730	8.91	802	11.83	822	12.35	842	12.87				
11873	4200	755	10.06	827	13.22	847	13.76						
12439	4400	781	11.31	853	14.72								
13004	4600	807	12.67										
13570	4800	833	14.15										

Tip Speed (FPM) = 5.236 x RPM

Outlet: 2.827 sq. ft. inside, 24" x 17.38" outside
 Inlet: 3.015 sq. ft. inside, 23.88" dia. outside

Wheel Diameter: 22.5"
 Max. RPM: 858

Performance shown is for installation Type B - free inlet, ducted outlet. Power rating (BHP) does not include drive losses. Performance ratings do not include the effects of appurtenances in the airstream.

FCU UTILITY FANS

MODEL: FCU-24															
CFM	Outlet Vel. FPM	0.25 SP		0.375 SP		0.50 SP		0.625 SP		0.75 SP		0.875 SP		1.00 SP	
		RPM	BHP	RPM	BHP	RPM	BHP	RPM	BHP	RPM	BHP	RPM	BHP	RPM	BHP
2766	800	209	0.19	252	0.28										
3112	900	214	0.23	254	0.32										
3458	1000	220	0.28	257	0.37	292	0.47								
3804	1100	228	0.33	262	0.43	295	0.53	326	0.64						
4150	1200	236	0.39	268	0.49	299	0.60	329	0.72	357	0.84				
4495	1300	245	0.47	275	0.57	304	0.68	332	0.80	360	0.93	386	1.06		
4841	1400	254	0.55	283	0.66	311	0.77	337	0.89	363	1.03	388	1.16	413	1.31
5187	1500	263	0.64	291	0.75	318	0.88	343	1.00	368	1.14	392	1.28	415	1.43
5533	1600	273	0.74	300	0.86	325	0.99	350	1.12	373	1.26	396	1.41	419	1.56
5879	1700	283	0.85	309	0.98	334	1.12	357	1.25	379	1.40	401	1.55	423	1.70
6224	1800	294	0.98	319	1.12	342	1.26	365	1.40	386	1.55	407	1.70	428	1.86
6570	1900	304	1.12	329	1.27	351	1.41	373	1.56	394	1.71	414	1.87	434	2.03
6916	2000	315	1.27	339	1.43	361	1.58	382	1.74	402	1.89	422	2.06	441	2.22
7608	2200	337	1.62	359	1.79	380	1.96	400	2.13	419	2.30	437	2.47	455	2.65
8299	2400	359	2.03	381	2.22	400	2.41	419	2.59	437	2.77	455	2.96	472	3.15
8991	2600	381	2.50	402	2.72	421	2.92	439	3.12	456	3.32	473	3.52	489	3.72
9682	2800	404	3.05	424	3.28	442	3.51	460	3.72	476	3.94	492	4.15	508	4.37
10374	3000	427	3.67	446	3.93	464	4.17	481	4.41	497	4.64	512	4.87	527	5.10
11066	3200	450	4.38	469	4.66	486	4.92	502	5.18	518	5.43	532	5.68	547	5.92
11757	3400	473	5.17	491	5.48	508	5.76	524	6.04	539	6.31	553	6.57	567	6.83
12449	3600	496	6.06	514	6.39	531	6.69	546	6.99	560	7.28	574	7.56	588	7.84
13140	3800	520	7.04	537	7.39	553	7.73	568	8.04	582	8.35	596	8.66	609	8.95
13832	4000	543	8.12	560	8.51	576	8.86	590	9.20	604	9.53	617	9.86	630	10.17
14524	4200	567	9.32	583	9.73	599	10.11	613	10.47	626	10.83	639	11.17	652	11.51
15215	4400	590	10.62	607	11.06	622	11.47	636	11.86	649	12.23	661	12.60	673	12.95
15907	4600	614	12.05	630	12.52	645	12.95	658	13.36	671	13.76	684	14.15	696	14.52
16598	4800	638	13.60	654	14.09	668	14.55	681	14.99	694	15.41	706	15.82	718	16.22
17290	5000	662	15.28	677	15.80	691	16.29	704	16.75	717	17.20	729	17.63	740	18.05
17982	5200	686	17.10	701	17.65	714	18.16	727	18.65	740	19.12				
18673	5400	710	19.05	724	19.63	738	20.17	751	20.69	763	21.19				
19365	5600	734	21.15	748	21.76	761	22.33	774	22.88						
20056	5800	758	23.40	772	24.04										

MODEL: FCU-24															
CFM	Outlet Vel. FPM	1.25 SP		1.50 SP		1.75 SP		2.00 SP		2.50 SP		3.00 SP		3.50 SP	
		RPM	BHP	RPM	BHP	RPM	BHP	RPM	BHP	RPM	BHP	RPM	BHP	RPM	BHP
5187	1500	461	1.75	505	2.23										
5533	1600	462	1.88	506	2.39										
5879	1700	465	2.03	507	2.55	546	2.94								
6224	1800	468	2.19	510	2.74	547	3.13	583	3.54						
6570	1900	473	2.38	514	2.94	550	3.34	584	3.75						
6916	2000	478	2.57	524	3.41	557	3.81	590	4.24	653	5.15				
7608	2200	490	3.02	536	3.94	567	4.36	598	4.80	657	5.73	715	6.73		
8299	2400	505	3.54	550	4.55	580	4.99	609	5.44	665	6.40	719	7.42	772	8.52
8991	2600	520	4.13	566	5.25	594	5.71	621	6.18	674	7.16	726	8.21	776	9.32
9682	2800	537	4.80	583	6.03	609	6.51	635	7.00	686	8.02	735	9.09		
10374	3000	555	5.56	600	6.91	626	7.41	651	7.92	699	8.98	746	10.08		
11066	3200	574	6.41	619	7.88	644	8.40	667	8.94	714	10.03	759	11.18		
11757	3400	593	7.35	638	8.95	662	9.50	685	10.06	730	11.20	773	12.38		
12449	3600	613	8.40	658	10.12	681	10.71	703	11.29	746	12.48				
13140	3800	634	9.54	678	11.41	700	12.02	722	12.64	763	13.88				
13832	4000	654	10.80	698	12.81	720	13.46	741	14.10						
14524	4200	675	12.17	719	14.34	740	15.01	761	15.69						
15215	4400	697	13.65	740	15.98	761	16.70								
15907	4600	718	15.26	761	17.76										
16598	4800	740	17.00												
17290	5000	762	18.87												

Tip Speed (FPM) = 6.414 x RPM

Outlet: 3.458 sq. ft. inside, 26.25" x 19.25" outside
 Inlet: 3.650 sq. ft. inside, 26.38" dia. outside

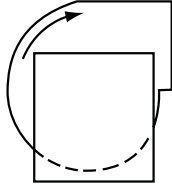
Wheel Diameter: 24.5"
 Max. RPM: 779

Performance shown is for installation Type B - free inlet, ducted outlet. Power rating (BHP) does not include drive losses. Performance ratings do not include the effects of appurtenances in the airstream.

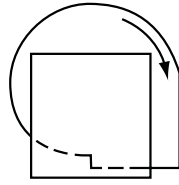
FCU UTILITY FANS

DESIGNATIONS FOR ROTATION & DISCHARGE

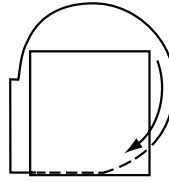
CW ROTATION



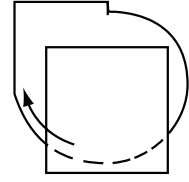
TH
CLOCKWISE



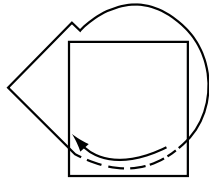
DB
CLOCKWISE



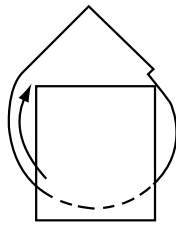
BH
CLOCKWISE



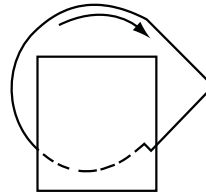
UB
CLOCKWISE



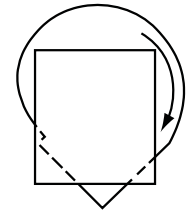
BAU
CLOCKWISE



TAU
CLOCKWISE

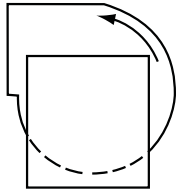


TAD
CLOCKWISE

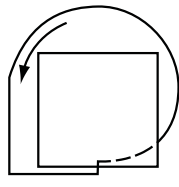


BAD
CLOCKWISE

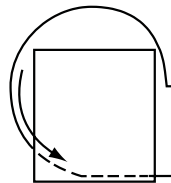
CCW ROTATION



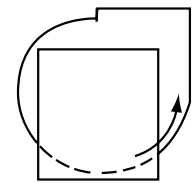
TH
COUNTER-CLOCKWISE



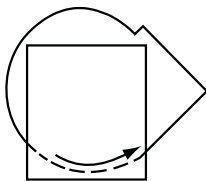
DB
COUNTER-CLOCKWISE



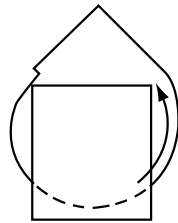
BH
COUNTER-CLOCKWISE



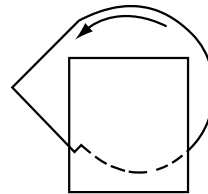
UB
COUNTER-CLOCKWISE



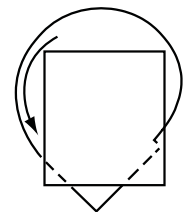
BAU
COUNTER-CLOCKWISE



TAU
COUNTER-CLOCKWISE



TAD
COUNTER-CLOCKWISE



BAD
COUNTER-CLOCKWISE

Note:

1. Direction of rotation is determined from drive side of fan.
2. On single inlet fans, drive side is always considered as the side opposite fan inlet.

FCU UTILITY FANS

PRODUCT SPECIFICATION GUIDE

1.0 GENERAL

- A. Fans shall be model FCU, as manufactured by Continental Fan Manufacturing Inc., of Buffalo, NY, and of the size, capacity and rotation as indicated on the drawings and fan schedule.
- B. Fans shall be single width, single inlet, arrangement 10, class I.
- C. Fans shall be rated and tested in accordance with ANSI/AMCA Standard 210-99.
- D. All motors and electrical components shall conform to NEMA standards.

2.0 FAN HOUSING

- A. Fan housing and motor base shall be constructed of heavy gauge steel.
- B. Fan housing shall be welded and bolted steel components.
- C. Fan housing shall be coated with baked polyester powder coat finish.
- D. Fan housing shall be capable of field rotation to any of 8 positions.
- E. Motor base shall be constructed of welded steel components.
- F. Motor base shall be coated with baked polyester powder coat finish.
- G. Inlet cone shall be of rigid circular stamped steel material and shall be coated with baked polyester powder coat finish.

3.0 FAN IMPELLER

- A. Centrifugal impeller shall be forward curved, die-formed blades, machine riveted to die-punched back plate and rim.
- B. Forward curved centrifugal impeller and inlet cone shall be factory matched for superior performance.
- C. Forward curved centrifugal impeller hub shall be keyed directly to the solid steel drive shaft.

4.0 FAN MOTOR AND DRIVE

- A. Motor shall be TEFC industrial duty and conform to NEMA standards.
- B. Motor shall be of voltage, horsepower, RPM and enclosure as indicated on the fan schedule.
- C. The fan sheaves shall be cast iron, adjustable pitch, appropriately sized and aligned.
- D. The fan belts shall be static conducting, plus oil and heat resistant.
- E. The fan shaft shall be steel, turned, ground and polished.
- F. The fan shaft bearings shall be lubricated, self-aligning ball type in cast iron pillow block mounts with external grease fittings. Bearings shall be 100,000 hours average life.

5.0 OPTIONAL FAN ACCESSORIES


- A. Where indicated, fans shall be provided with the following optional accessories:
 - Belt guard
 - Drain fitting
 - Heat slinger
 - Weather cover / drive cover
 - Inlet & discharge screen
 - Flanged inlet & outlet
 - Protective coating
 - Automatic discharge shutter
 - Inspection door (bolted or quick opening)
 - Vibration rail base (spring rail or RIS rail)
 - AMCA Type A, B or C construction
 - Motor
 - Explosion proof
 - Special duty

6.0 FAN TESTING

- A. Forward curved centrifugal impeller shall be balanced and mounted in fan assembly.
- B. Fan assembly shall be run tested prior to shipment.
- C. A test report shall be maintained on file for each individual fan.

Industrial Fan Division

The Industrial Fan Division offers superbly crafted industrial fans and ventilators, expertly supported by a network of independent manufacturers' representatives.



Panel Fans

Centrifugal Fans

Flange Fans

In-line Fans

Roof Ventilators

Iris Dampers

OEM Fan Division

The OEM Fan Division works closely with original equipment manufacturers to meet their design requirements, offering in-stock fan components, 3D models and custom fan solutions.



Cabinet Cooling Fans

Motorized Axials

Motorized Impellers

Centrifugal Fans

Axial Impellers

Centrifugal Impellers

Wholesale Products Division

The Wholesale Products Division offers a superior line of in-stock commercial and residential ventilation products, available from wholesalers and distributors across North America.



Bathroom Fans

Air Purification Systems

In-Line Duct Fans

External Mount Fans

Radial Blade Blowers

Exhaust Fans

USA

www.continentalfan.com

Continental Fan Manufacturing Inc.
203 Eggert Road, Buffalo, NY 14215
Tel: (716) 842 0670 Fax: (716) 842 0611

Canada

www.aeroflo.com

Aeroflo Inc.
12-205 Matheson Blvd. E., Mississauga, ON L4Z 3E3
Tel: (905) 890 6192 Fax: (905) 890 6193

FCU UTILITY FANS

CFM

4001-W-FCU

Free Manuals Download Website

<http://myh66.com>

<http://usermanuals.us>

<http://www.somanuals.com>

<http://www.4manuals.cc>

<http://www.manual-lib.com>

<http://www.404manual.com>

<http://www.luxmanual.com>

<http://aubethermostatmanual.com>

Golf course search by state

<http://golfingnear.com>

Email search by domain

<http://emailbydomain.com>

Auto manuals search

<http://auto.somanuals.com>

TV manuals search

<http://tv.somanuals.com>