

## Specifications:

Typical @ 25° C ±5° C

Model	7410	7420	7430
Image	EIA (Black & White)	NTSC (Color)	NTSC (Color)
Image sensor	1/3" interline transfer CCD	1/3" Sony Superhad™ CCD	1/3" Sony Superhad™ CCD
Resolution	420 TV lines	380 TV lines	380 TV lines
Minimum illumination	0.05 lux	0.5 lux	0 lux (with IR Illuminator)
Signal to Noise ration	50 dB	45 dB	45 dB
AGC	Yes	Yes	Yes
Lens	3.6mm F2.0	3.6mm F2.0	3.6mm F2.0
Power	12 VDC	12 VDC	12 VDC
Power supply part #	219704	219704	219704
Power consumption	1.3 W	1.5 W	2.6 W

## Warranty

Linear LLC warrants this product to be free from defects in material and workmanship for 1 year. The time period will be measured using the date code labeled on the product. Linear LLC is not responsible for damage to the product resulting from the buyer's improper handling, stocking or warehousing of the product. Any implied warranty arising from the sale of the product including implied warranties of merchantability and fitness for purpose are limited. Linear LLC shall not be responsible for any losses, damages or expenses, whether direct, consequential, or incidental arising from the use or the inability to use the product. Some states and countries do not allow limitations or how long an implied warranty lasts or the exclusion or limitation or incidental or consequential damages, so the above exclusions may not apply. The Linear LLC warranty gives specific legal rights in addition to other rights, which may exist and vary from state to state and country to country.

The warranty is limited to repair or replacement of products returned, freight prepaid, to Linear LLC, there is NO PROVISION FOR LABOR COST OR OTHER REIMBURSEMENTS OF ANY KIND.

1. Failures due to product abuse, such as negligence, improper use, and electrical surge including damage from lightning, water damage or other damage due to natural disasters are not covered by the warranty. The most common form of product abuse is surge damage caused by lightning.
2. The warranty shall also be voided by any tampering with the date code, labels or other markings on the product.
3. Products that are damaged in transit to Linear LLC due to improper packaging or by the carrier (shipping company) will not be covered under the warranty. If the product was damaged or lost by the carrier, it is the sender's responsibility to create a claim against the carrier.
4. The user is responsible for all labor costs associated with removing, reinstalling and returning the product to Linear LLC.

Linear LLC, at its option, will repair or replace the defective product. Replacements will be made from B-Stock, if an exact replacement is not available, Linear LLC, at its option, will select the nearest equivalent product. The user is responsible for freight charges to Linear LLC. Linear LLC will return warranted repaired or replacements by UPS Ground or an equivalent service. A customer may pay the additional costs for second-day or next-day service.

All products returned for warranty service require a Return Product Authorization Number (RPA#). Contact Linear Technical Services at 1-800-999-5225 for an RPA# and other important details.




HIGH PERFORMANCE INDOOR/OUTDOOR VIDEO CAMERAS

## 7400 Series Cameras


**Model 7410 B&W**

**Model 7420 Color**

**Model 7430 Night Vision Color  
with Night/Day Illuminator**



**7410-7420**



**7430**

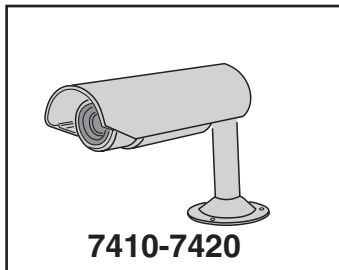
## Linear LLC

2055 Corte Del Nogal, Carlsbad, CA 92009, USA

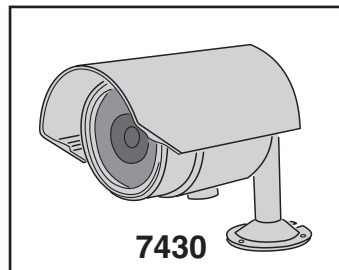
760-438-7000 800-999-5225 fax: 760-931-1340

[www.channelplus.com](http://www.channelplus.com)

# Camera Models



**Model 7410 Black & White Camera**  
 (Black or Silver case)  
 512 x 492 pixels, .05 lux, 3.6 mm F2.0 lens  
 Power supply 9-13VDC @ 100 mA

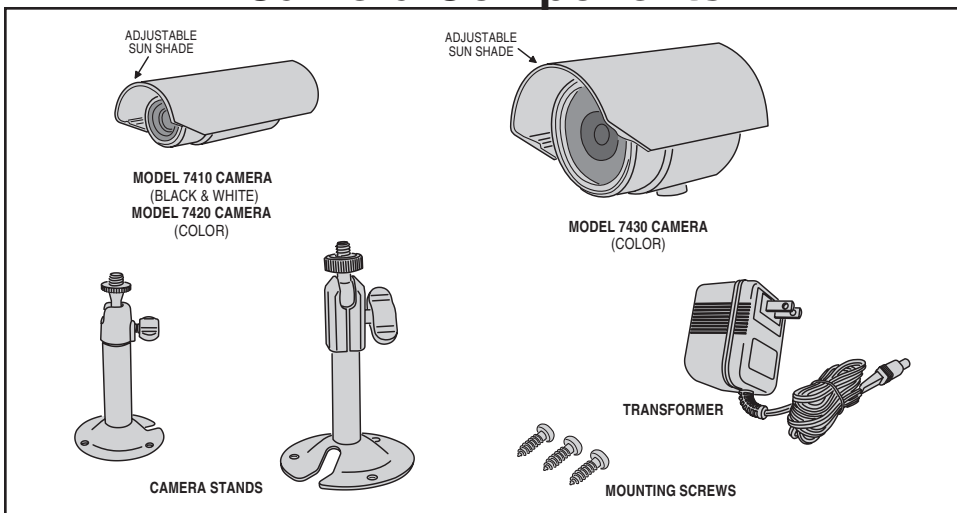


**Model 7420 Color Camera**  
 (Black or Silver case)  
 512 x 492 pixels, 0.5 lux, 3.6mm F2.0 lens  
 Power Supply 9-13VDC @ 120 mA

**Model 7430 Color Camera**  
 (Black or Silver case)  
 512 x 429 pixels, 0 lux, 3.6mm lens  
 Power Supply 9-13VDC @ 250 mA

**Operating Temperature** -10° C to +50° C  
**Humidity** 10% to 80%  
**Storage Temperature** -20° C to +60° C  
**Water Resistant/Protected Environments**  
**Power Supply Provided** 12VDC @ 300mA Unregulated

# Camera Components



# Installing the Camera

**1 CHOOSE CAMERA LOCATION**

CHOOSE A DRY, WEATHER PROTECTED LOCATION FOR THE CAMERA THAT WILL HAVE AN UNOBSTRUCTED VIEW OF THE DESIRED AREA. MOUNT CAMERA AS HIGH AS POSSIBLE.

BE SURE THAT THERE IS WIRING ACCESS FOR THE TRANSFORMER AND FROM THE CAMERA TO THE TV.

AVOID LOCATIONS NEAR MOTORS, TRANSFORMERS, ETC. BECAUSE THE MAGNETIC INTERFERENCE MAY CAUSE DARK ROLLING BARS IN THE PICTURE

**3 ATTACH CAMERA**

ATTACH THE CAMERA TO THE STAND USING EITHER SCREW MOUNT LOCATION. ADJUST THE CAMERA IN THE DESIRED DIRECTION AND TIGHTEN WINGNUT.

**2 MOUNT CAMERA BRACKET**

THE CAMERAS WORK BEST WHEN THEY ARE LOOKING DOWN ON THEIR SUBJECT. FOR A FRONT DOOR APPLICATION, PLACE THE CAMERA AS HIGH AS POSSIBLE OVERLOOKING THE DOOR.

USE THE SCREWS PROVIDED TO MOUNT THE CAMERA STAND ON THE CEILING OR THE WALL. IF MOUNTING ON PLASTER BOARD, USE THE ENCLOSED PLASTIC "MOLLY" SCREWS.

**4 CONNECT THE CAMERA**

EXTEND VIDEO CABLE WITH RG-59/U OR RG-6/U 75Ω CABLE.

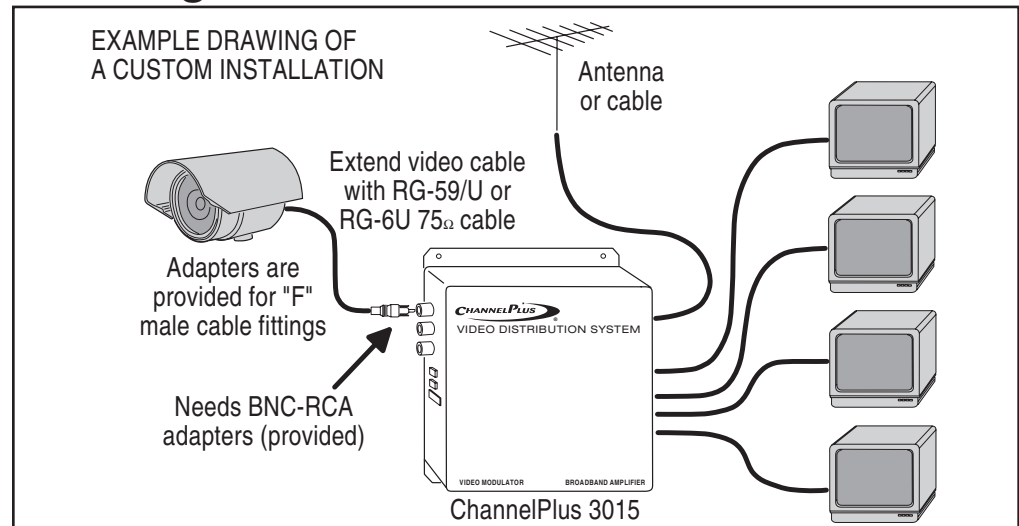
ADAPTERS ARE PROVIDED FOR "F" MALE CABLE FITTINGS

TRANSFORMER

MONITOR

Use 75 Ω RG-59 or RG-6 COAX  
 A LONG CABLE RUN (150 FT. OR MORE) CAN NOTICEABLY REDUCE THE PICTURE BRIGHTNESS AND INCREASES THE POSSIBILITY OF GROUND-LOOP HUM.

# Viewing the Camera From All TVs in a House



## Free Manuals Download Website

<http://myh66.com>

<http://usermanuals.us>

<http://www.somanuals.com>

<http://www.4manuals.cc>

<http://www.manual-lib.com>

<http://www.404manual.com>

<http://www.luxmanual.com>

<http://aubethermostatmanual.com>

Golf course search by state

<http://golfingnear.com>

Email search by domain

<http://emailbydomain.com>

Auto manuals search

<http://auto.somanuals.com>

TV manuals search

<http://tv.somanuals.com>