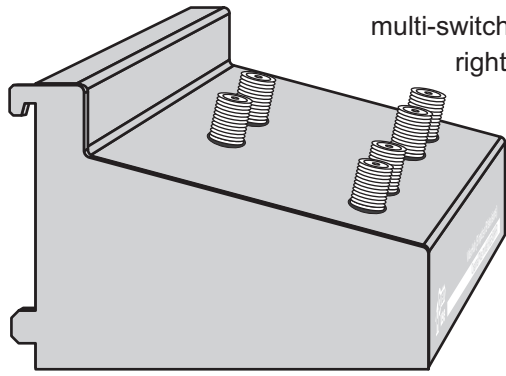


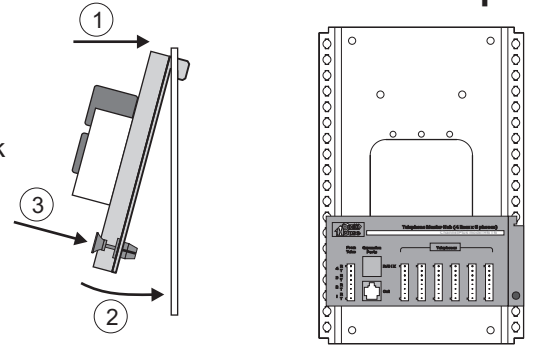
# ChannelPlus Multi-switch

The H424 satellite multi-switch connects up to four satellite receivers to a dual LNB dish. The multi-switch locks one LNB to receive right hand polarized signals and the other LNB to receive left hand polarized signals. The individual satellite receivers may select any satellite channel. The multi-switch will automatically connect the receivers to the correct LNB.

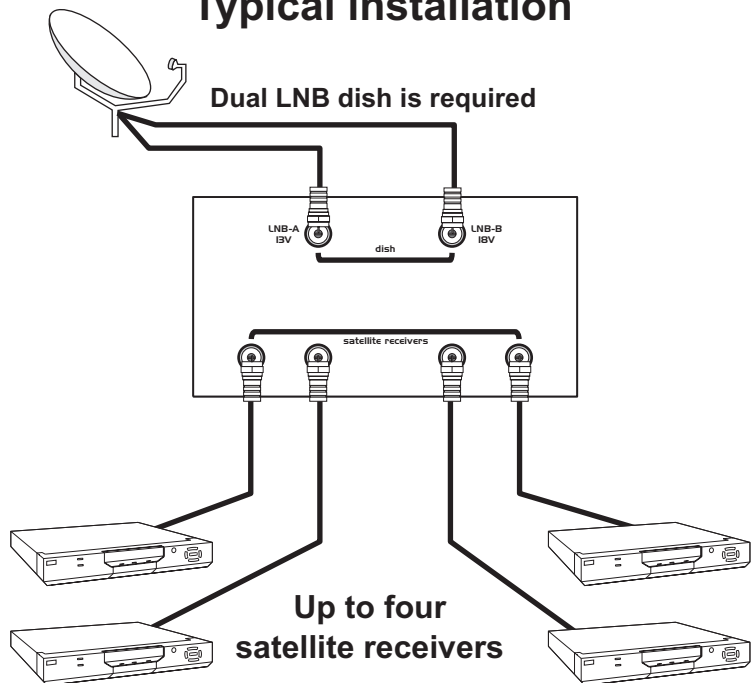


OpenHouse™ modules attach from the top

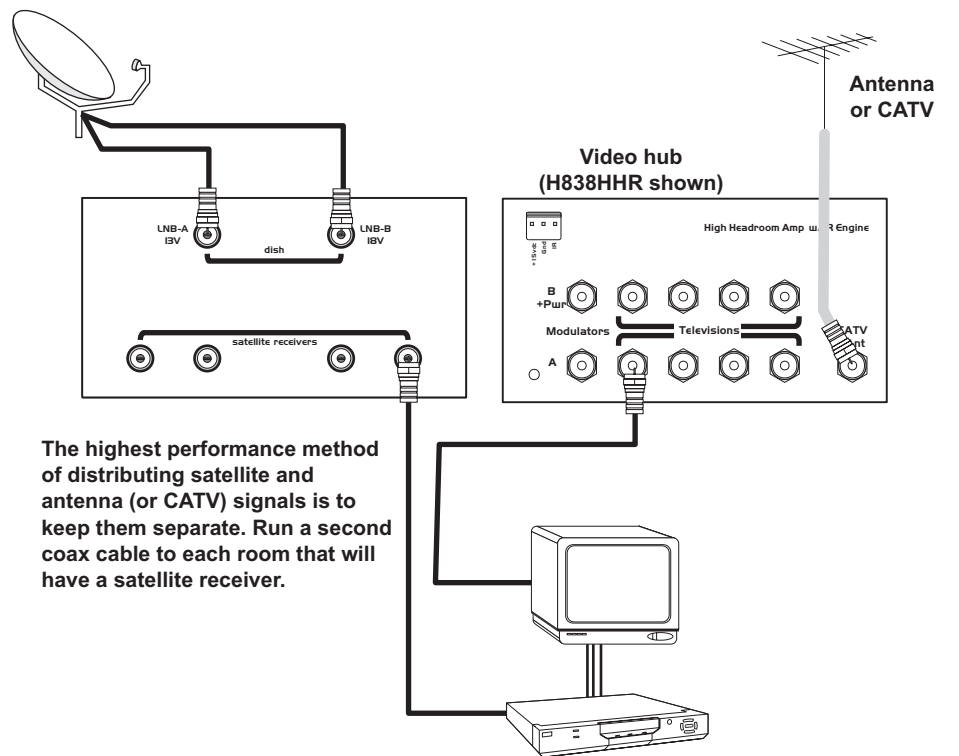
- 1) Hook from the top
- 2) Swing into place
- 3) Push button to lock



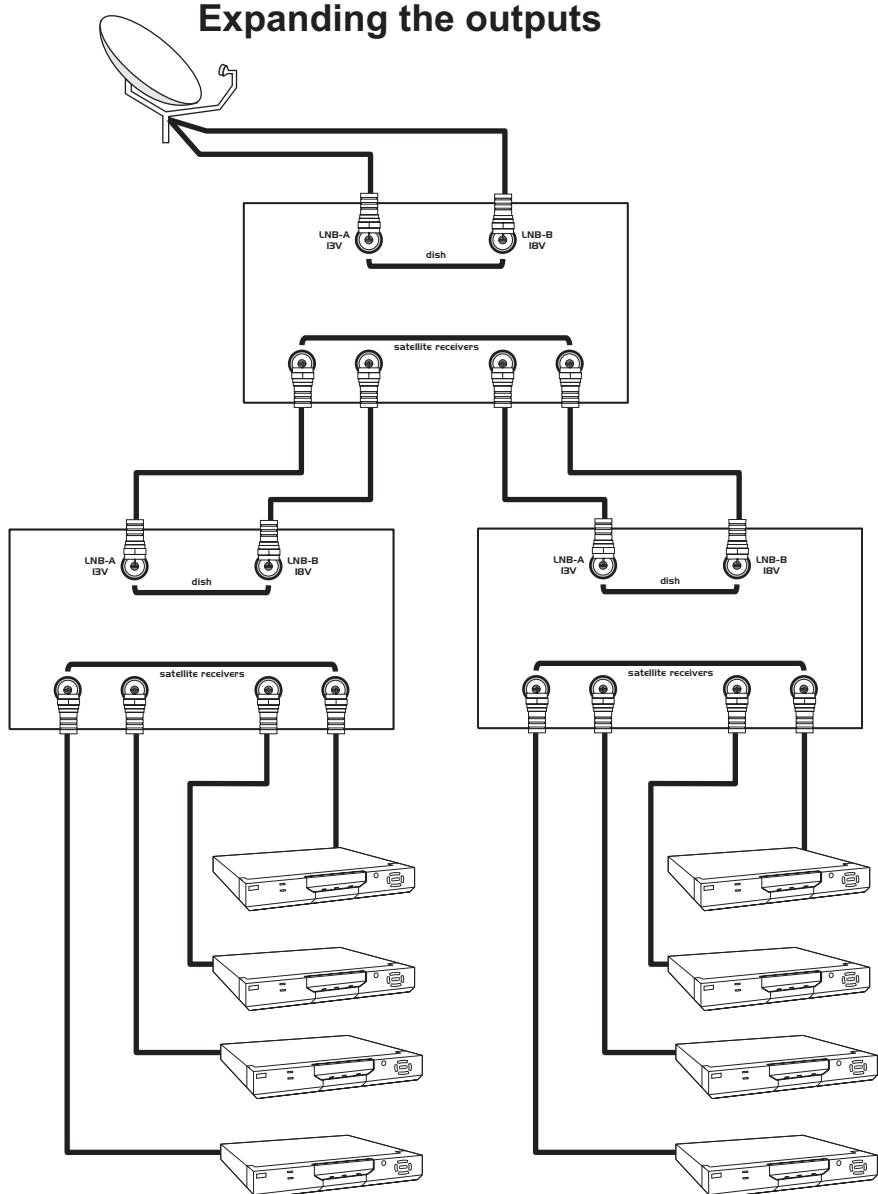
## Typical installation



## Satellite and antenna distribution

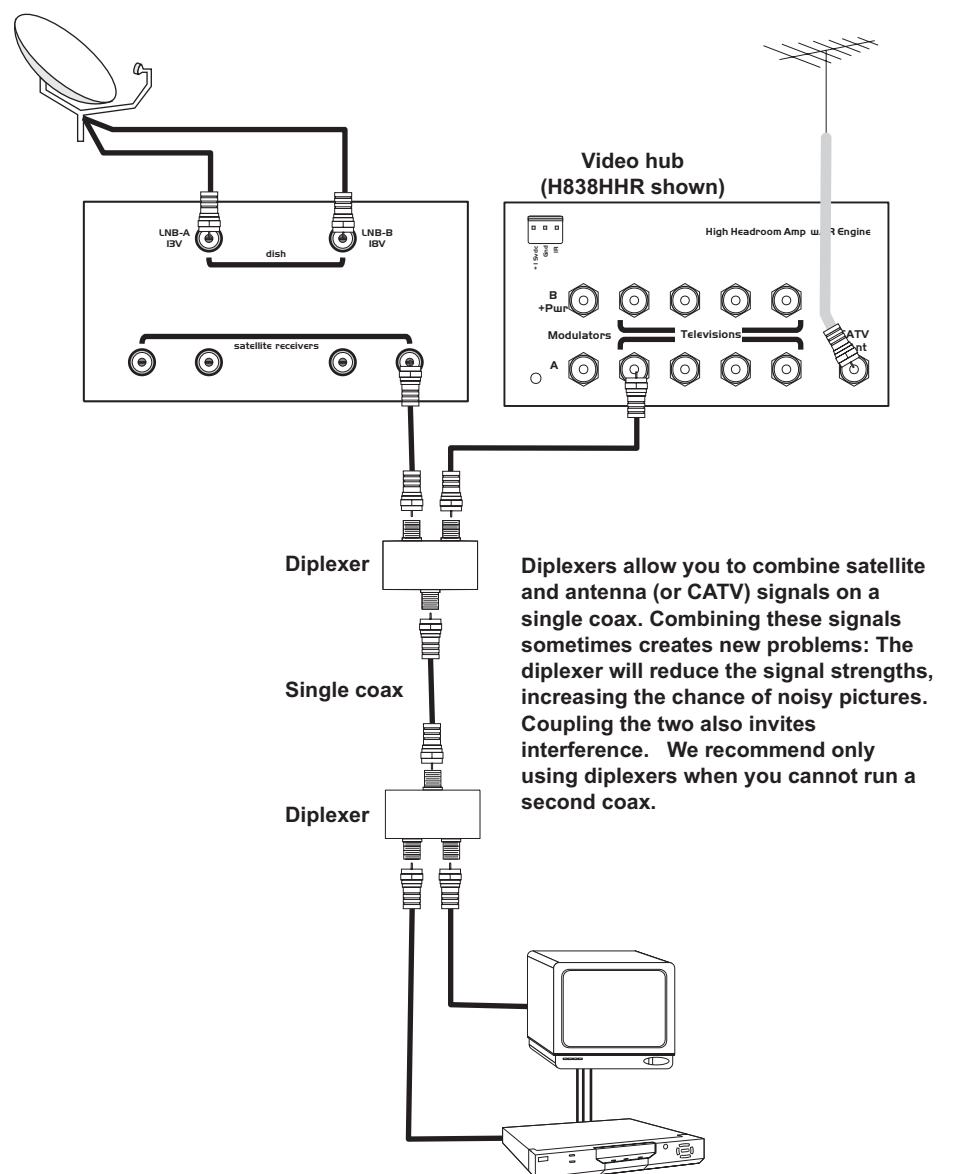


## Expanding the outputs



Adding a second multi-switch expands the system to six receivers. Adding a third multi-switch allows the use of up to eight satellite receivers. Do not cascade multi-switches more than 2 'layers' deep.

## Satellite and antenna distribution using diplexers

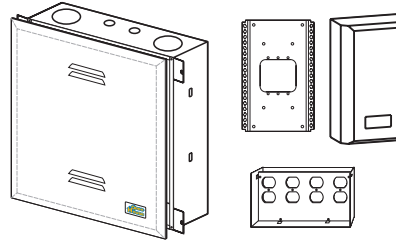




## ChannelPlus Enclosures, Modules, Accessories & Wall Plates

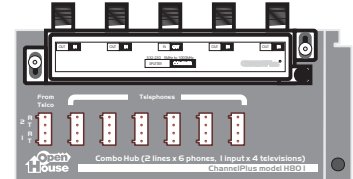
### Service center enclosures

A full line of OpenHouse compatible enclosures, from simple, inexpensive mounting plates to high capacity in-wall cabinets. AC outlets can be mounted inside the cabinets using a UL listed accessory.



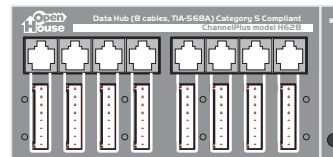
### Starter systems

RF splitters and telephone punch downs. When it is time to upgrade, just snap this module out and replace with one of more of the more sophisticated units.



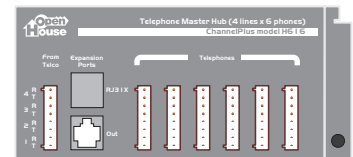
### Data hubs

Termination blocks for the CAT-5 cables, Ethernet hubs. Bring the Internet to any room in the home. Or create a home data network.



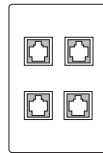
### Telephone hubs

Connections for 1-4 phone lines to every room. Starter hub adds RJ-31X jack for security system dialer.



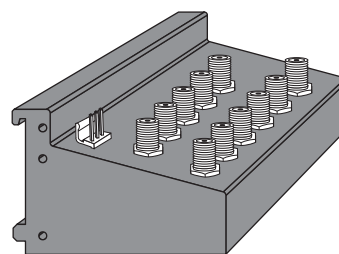
### Wall plates

Wall plate systems for all rooms. The typical room gets TV and telephone. The Home office wall plate adds data ports. The media center wall plate adds satellite feeds.



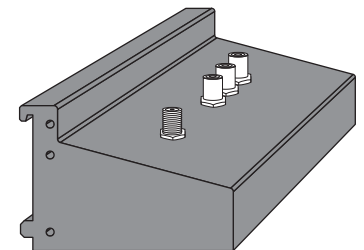
### Coax panels

Distribute antenna or cable TV to every room of the house. Some models include bi-directional amplifiers for interactive cable systems. Some models include modulator inputs and IR engines.



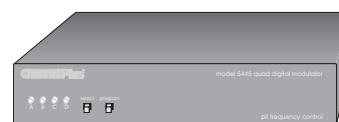
### AV modulators (for service center)

Create a new TV channel for a front door camera. Some models feature Cat-5 input connections.



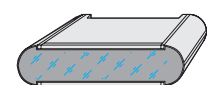
### AV modulators (for media center)

Create new TV channels for DVD, VCR, or a satellite receiver. These modulators sit in the media center. Some offer true MTS stereo.



### IR Accessories

Control video devices from any room.



New ChannelPlus products are added all the time. Visit our website to learn more: [www.channelplus.com](http://www.channelplus.com)

- Good ...
- Typical room - phone, TV
- Media center - phone, satellite receiver, AV modulators
- Home office - phone, TV, cable modem
- Better ...
- Typical room - phone, TV, ethernet
- Media center - phone, TV, ethernet, satellite receiver, AV modulators
- Home office - phone, TV, ethernet, cable modem
- Best ...
- Typical room - phone, TV, ethernet, satellite receiver
- Media center - phone, TV, ethernet, satellite receiver, AV modulators, hi-speed data
- Home office - phone, TV, ethernet, satellite receiver, cable modem, hi-speed data

	Good	Better	Best
Typical Room	1 Cat-5 1 RG-6	2 Cat-5 1 RG-6	2 Cat-5 2 RG-6
Media Center	1 Cat-5 3 RG-6	2 Cat-5 3 RG-6	3 Cat-5 3 RG-6
Home Office	1 Cat-5 2 RG-6	2 Cat-5 2 RG-6	3 Cat-5 3 RG-6

## Wiring a house for OpenHouse

The cables in an OpenHouse run from the various rooms of the house directly to the service center location. (This is known as 'home run' wiring.) Two types of wire are used for communication and entertainment: Cat-5, 4-UTP (4 Unshielded Twisted Pairs) wire handles data or 1 to 4 telephone lines. RG-6 coax handles television (antenna or cable), satellite dish, cable modem, or AV modulator signals. (An AV modulator creates new TV channels for front door camera, DVD player, a VCR or a satellite receiver.) We recommend the following pre-wire schemes. Run these wires from the service center to the rooms indicated.



3001 Enterprise Street, Brea, CA 92821-6213, U.S.A.  
714-996-4100 \* 800-999-5225 \* FAX 714-996-4900 \* [www.channelplus.com](http://www.channelplus.com)

## Warranty

Multiplex Technology, Inc. warrants this product to be free from defects in materials and workmanship for a period of one year from the date of purchase or MTI will repair, or at its option, replace the defective product. To obtain warranty service, call MTI for a return material authorization (RMA) number and return the product prepaid to Multiplex Technology, Inc., 3001 Enterprise Street, Brea, CA 92821, Attention: Customer Service. Please put the RMA number on the outside of the carton.

Any implied warranty arising from the sale of the product including implied warranties of merchantability and fitness for purpose are limited to the warranty stated above. MTI shall not be responsible for losses or damages or expenses, whether direct, consequential or incidental arising from the use of or the inability to use this product. Some states do not allow limitations on how long the implied warranty lasts or the exclusion or limitation or incidental or consequential damages, so the above limitations and exclusions may not apply to you. This warranty gives you specific legal rights, and you may have other rights which may vary from state to state.

## Free Manuals Download Website

<http://myh66.com>

<http://usermanuals.us>

<http://www.somanuals.com>

<http://www.4manuals.cc>

<http://www.manual-lib.com>

<http://www.404manual.com>

<http://www.luxmanual.com>

<http://aubethermostatmanual.com>

Golf course search by state

<http://golfingnear.com>

Email search by domain

<http://emailbydomain.com>

Auto manuals search

<http://auto.somanuals.com>

TV manuals search

<http://tv.somanuals.com>