

CITIZEN

Micro HumanTech

ELECTRONIC CALCULATOR

SDC-8780LII

Instruction Manual
Manual de Instrucciones
Livro de Especificacoes
Anweisungshandbuch
Manuel d'instructions
Istruzioni all'Uso
Gebruiksaanwijzing
Manual
Инструкция по эксплуатации
Instrkcja Obsługi
دليل الإرشادات
Peraturan pemakaian
指导说明书
사용 매뉴얼

CITIZEN SYSTEMS JAPAN CO., LTD.

6-1-12, Tanashi-cho, Nishi-Tokyo-Shi,
Tokyo 188-8511, Japan
E-mail: sales-oe@systems.citizen.co.jp
<http://www.citizen-systems.co.jp/>

CITIZEN is a registered trademark of CITIZEN Holdings CO.,LTD., Japan.
CITIZEN es una marca registrada de CITIZEN Holdings CO., LTD., Japón.
Design and specifications are subject to change without notice.
西铁城和CITIZEN是日本法人西铁城控股株式会社の注册商标



Printed in China

HDBD19L2108 XXX

*** POWER SUPPLY**

English

CITIZEN model SDC-8780LII is a dual-powered (high power solar + back-up battery) calculator operative under any lighting conditions.
 -Auto power-off function-
 The calculator switches the power off automatically if there has been no key entry for about 10 minutes.
 -Battery change-
 If the back-up battery needs to be changed, open the lower cabinet to remove the old battery and insert a new battery in the indicated polarity.

*** KEY INDEX**

English

[ON/C] : Power on / Clear key. [AC] : All Clear key.
 [→] : Right Shift key. [M+] : Memory plus key.
 [M-] : Memory minus key. [+/-] : ± Sign change key
 [MR] : Memory recall key [MC] : Memory clear key.
 [MU] : Mark-up / Mark-down Key
 [MII+] [MII-] [MII^R] : The Second Memory Key



A 0 2 3 F Decimal place selection switch

- F - Floating decimal mode
- 0 - 2 - 3 - Fixed decimal mode
- A - ADD-mode automatically enters the monetary decimal in addition and subtraction calculations



5/4 ↓ Round-off / Round-down switch

The Signs Of The Display Mean The Following:

MI : The first memory loaded. - : Minus (or negative)
 MII : The second memory loaded. E : Overflow-error.

*** OPERATION EXAMPLES**

English

1. Calculation Examples

Before performing each calculation, press the [AC] key.

Example	Key operation	Display
A 0 2 3 F $1 \times 2 \times 3 = 6$	[AC] 1 [x] 2 [x] 3 [=]	0. 6.
5/4 ↓ $8 - 3 = 5$	[ON/C] 8 [+] [-] 3 [=]	0. 5.
$7 \times 9 = 63$	7 [÷] [x] 9 [=]	63.
$2 \times 3 = 6$	2 [x] 2 [ON/C] 3[=]	6.
$2 + 4 + 6 = 12$	2 [+] 3 [+] 6 [AC] 2 [+] 4 [+] 6 [=]	0. 12.
1234×100	12345 [→]	1'234.
$= 123,400$	[x] 100 [=]	123'400.
$300 \times 27\% = 81$	300 [x] 27 [%]	81.
$\frac{11.2}{56} \times 100\% = 20\%$	11.2 [÷] 56 [%]	20.
$300 + (300 \times 40\%) = 420$	300 [+] 40 [%]	420.
$300 - (300 \times 40\%) = 180$	300 [-] 40 [%]	180.
$\$14.90 + \$0.35 =$	1490 [+] 35 [-]	15.25
$\$1.45 + \$12.05 = \$25.85$	145 [+] 1205 [=]	25.85
$5 \times 3 \div 0.2 = 75$	5 [x] 3 [÷] 0.2 [=]	75.00
$8 \div 4 \times 3.7 + 9 = 16.40$	8 [÷] 4 [x] 3.7 [+] 9 [=]	16.40
$5^4 = 625$	5 [x] [=] [=] [=]	625.000
$1 / 2 = 0.5$	2 [÷] [=]	0.500
$\frac{1}{(2 \times 5 - 6)} = 0.25$	2 [x] 5 [-] 6 [÷] [=]	0.250
$200 + (P \times 20\%) = P$	200 [÷] 20 [MU]	250.
$P = \frac{200}{1 - 20\%} = 250$	[MU]	50.
$250 - 200 = 50$		

2. Memory Calculation

A 0 2 3 F $(12 \times 4) - (20 \div 2) = 38$	[AC] 12 [x] 4 [M+] 20 [÷] 2 [M-]	0. MI 10. MI 38.
$15 \times 2 = 30$	[MR] [MC] [ON/C]	0.
$20 \times 3 = 60$	15 [x] 2 [M+] 20 [x] 3 [M+]	MI 60.
$25 \times 4 = 100$	25 [x] 4 [M+]	MI 100.
(total A = 190)	[MR]	MI 190.
$10 \div 5 = 2$	10 [÷] 5 [MII+] 4 [x] 2 [MII+]	MI 8.
$4 \times 2 = 8$	[MII ^R]	MI 10.
(total B = 10)	[MII ^R]	MI 10.
$A \div B = 19$	[MR] [+]	MI 190.
	[MII ^R]	MI 10.
	[MII ^R]	MI 19.
	[AC]	0.

3. Constant Calculation

A 0 2 3 F $2 + 3 = 5$	2 [+] 3 [=]	5.00
$4 + 3 = 7$	4 [=]	7.00
5/4 ↓ $3 \times 4.111 = 12.333$	3 [x] 4.111 [=]	12.33
$3 \times 6 = 18$	6 [=]	18.00

4. Overflow Error Clear

$123456789012 \times 10000$	1234567890123	E 123'456'789'012.
$= 1'234.56789012 \times 10^{12}$	[→]	123'456'789'012.
	[x] 10000 [=]	E 1'234.56789012
	[AC]	0.

5. PRICE MARK-UP & DOWN CALCULATION

A 0 2 3 F $200 + (P \times 20\%) = P$	200 [÷] 20 [MU]	250.
$P = \frac{200}{1 - 20\%} = 250$	[MU]	50.
$250 - 200 = 50$		
$125 - (P \times 20\%) = P$	125 [÷] 25 [+/-] [MU]	100.
$P = \frac{125}{1 + 25\%} = 100$	[MU]	25.
$125 - 100 = 25$		

6. DELTA PERCENT

A 0 2 3 F $\frac{180 - 150}{150} \times 100\%$	180 [-] 150 [MU]	20.
$= 20\%$		

*** ALIMENTACIÓN**

Español

Modelo CITIZEN SDC-8780LII funciona gracias a un mecanismo de doble carga (luz solar y batería de apoyo), lo cual le permite operar bajo cualquier condición de iluminación.

-Función de desconexión automática-

La calculadora se apaga automáticamente si no ha sido utilizada durante 10 minutos aproximadamente.

-Reemplazado de la pila-

Si la pila de apoyo necesita ser reemplazada, quite los tornillos del departamento inferior y sustituya la pila gastada por una nueva. Coloque la pila en su posición correcta, con la polaridad indicada.

*** TECLADO INFORMATIVO**

Español

[AC] : Tecla de Borrar todo. [+/-] : ±Tecla de cambio de signo

[ON/C] : Tecla de encendido / Tecla de borrar entrada.

[MU] : Tecla de subir o bajar precios.

[→] : Tecla de anular el dígito ultimado.

[M+] : Tecla de memoria positiva. [M-] : Tecla de memoria negativa.

[MC] : Tecla de limpieza de memoria

[MR] : Tecla de llamada de memoria

[MII+] [MII-] [MII²] : Tecla de la segunda memoria.

Selector del lugar decimal

- F - Modo decimal flotante

- 0 - 2 - 3 - Modo decimal flotante

- A - Modo ADD: ingresa automáticamente el decimal monetario en cálculos de suma y resta

Sin redondeo / Redondeo hacia abajo

Los signos del visor significan lo siguiente:

MI : La primera memoria está cargada.

MII : La segunda memoria está cargada.

- : Menos (o negativo) E : Error de desbordamiento.

*** EJEMPLO DE FUNCIONES**

Español

1. Ejemplos de cálculo

Antes de realizar cada cálculo, presione la tecla [AC].

Ejemplo	Operación con la tecla	Visualización
1 x 2 x 3 = 6	[AC] 1 [x] 2 [x] 3 [=]	0. 6.
8 - 3 = 5	[ON/C] 8 [+] [-] 3 [=]	0. 5.
7 x 9 = 63	7 [÷] [x] 9 [=]	63.
2 x 3 = 6	2 [x] 2 [ON/C] 3 [=]	6.
2 + 4 + 6 = 12	2 [+] 3 [+] 6 [AC]	0.
	2 [+] 4 [+] 6 [=]	12.
1234 x 100	12345 [→]	1'234.
= 123,400	[x] 100 [=]	123'400.
300 x 27% = 81	300 [x] 27 [%]	81.
$\frac{11.2}{56} \times 100\% = 20\%$	11.2 [÷] 56 [%]	20.
300 + (300 x 40%) = 420	300 [+] 40 [%]	420.
300 - (300 x 40%) = 180	300 [-] 40 [%]	180.
\$14.90 + \$0.35 =	1490 [+] 35 [-]	15.25
\$1.45 + \$12.05 = \$25.85	145 [+] 1205 [=]	25.85
5 x 3 ÷ 0.2 = 75	5 [x] 3 [÷] 0.2 [=]	75.00
8 ÷ 4 x 3.7 + 9 = 16.40	8 [÷] 4 [x] 3.7 [+] 9 [=]	16.40
5 ⁴ = 625	5 [x] [=] [=] [=]	625.000
1 / 2 = 0.5	2 [+] [=]	0.500
$\frac{1}{(2 \times 5 - 6)} = 0.25$	2 [x] 5 [-] 6 [÷] [=]	0.250
200 + (P x 20%) = P	200 [÷] 20 [MU]	250.
P = $\frac{200}{1 - 20\%} = 250$	[MU]	50.
250 - 200 = 50		

2. Cálculo de memoria

(12 x 4) - (20 ÷ 2) = 38	[AC] 12 [x] 4 [M+] 20 [÷] 2 [M-]	0. MI 10.
	[MR]	MI 38.
	[MC] [ON/C]	0.
15 x 2 = 30	15 [x] 2 [M+] 20 [x] 3 [M+]	MI 60.
20 x 3 = 60	25 [x] 4 [M+]	MI 100.
25 x 4 = 100	[MR]	MI 190.
(total A = 190)	10 [÷] 5 [MII+] 4 [x] 2 [MII+]	MI 8.
10 ÷ 5 = 2	[MII ^R]	MI 10.
4 x 2 = 8	[MII ^C]	MI 10.
(total B = 10)	[MR] [+]	MI 190.
A ÷ B = 19	[MII ^R]	MI 10.
	[=]	MI 19.
	[AC]	MI 0.

3. Constante

2 + 3 = 5	2 [+] 3 [=]	5.00
4 + 3 = 7	4 [=]	7.00
3 x 4.111 = 12.333	3 [x] 4.111 [=]	12.33
3 x 6 = 18	6 [=]	18.00

4. Limpieza de error de desbordamiento

123456789012 x 10000	1234567890123	E 123'456'789'012.
= 1'234.56789012 x 10 ¹²	[→]	123'456'789'012.
	[x] 10000 [=]	E 1'234.56789012
	[AC]	0.

5. CÁLCULO DE SUBIR O BAJAR PRECIOS

200 + (P x 20%) = P	200 [÷] 20 [MU]	250.
P = $\frac{200}{1 - 20\%} = 250$	[MU]	50.
250 - 200 = 50		
125 - (P x 20%) = P	125 [÷] 25 [+/-] [MU]	100.
P = $\frac{125}{1 + 25\%} = 100$	[MU]	25.
125 - 100 = 25		

6. PORCENTAJE DELTA

$\frac{180 - 150}{150} \times 100\%$	180 [-] 150 [MU]	20.
= 20%		

*** FONTE DE ALIMENTAÇÃO**

Português

CITIZEN modelo SDC-8780LII tem dupla fonte de alimentação de energia (energia solar e bateria de reserva), permitindo operar sob qualquer condição de iluminação.

-Função Auto power-off(desligamento automático)-

A calculadora desliga automaticamente, caso nenhum a tecla seja utilizada por aproximadamente 10 minutos.

-Troca de bateria-

Se for necessário trocar a bateria de reserva, remova a bateria usada, abrindo a tampa inferior e coloque uma bateria nova, observando a polaridade indicada.

*** ÍNDICE DE TECLAS**

Português

[AC] : Tecla para Limpar Tudo. [ON/C] : Tecla para Ligar / Limpar.

[→] : Tecla de mudança de dígito. [M+] : Tecla de mais da memória.

[M-] : Tecla de menos da memória. [+/-] : Tecla para mudar Sinal ±

[MR] : Tecla da chamada da memória.

[MC] : Tecla para limpar a memória.

[MU] : Tecla para Marca Preço para cima/baixo

[MII+] [MII-] : A Segunda Tecla de Memória



Comutador para seleção de casa decimal

- F -

Modalidade de decimal flutuante

- 0 - 2 - 3 -

Modalidade de decimal fixo

- A -

Modalidade ADICIONAR entra automaticamente a decimal monetária em cálculos de adição e subtração.



Truncamento / Arredondamento para baixo

Os Sinais do Visor Significam o Seguinte:

MI : A primeira memória carregada. MII : A segunda memória carregada

- : Menos (ou negativo) E : Erro por transbordamento.

*** EXEMPLOS DE OPERAÇÃO**

Português

1. Exemplo de calculos

Antes de executar cada cálculo, pressione a tecla [AC].

Exemplo	Operação com a tecla	Visualização
1 x 2 x 3 = 6	[AC] 1 [x] 2 [x] 3 [=]	0. 6.
8 - 3 = 5	[ON/C] 8 [+] [-] 3 [=]	0. 5.
7 x 9 = 63	7 [÷] [x] 9 [=]	63.
2 x 3 = 6	2 [x] 2 [ON/C] 3[=]	6.
2 + 4 + 6 = 12	2 [+] 3 [+] 6 [AC]	0.
	2 [+] 4 [+] 6 [=]	12.
1234 x 100	12345 [→]	1'234.
= 123,400	[x] 100 [=]	123'400.
300 x 27% = 81	300 [x] 27 [%]	81.
$\frac{11.2}{56} \times 100\% = 20\%$	11.2 [÷] 56 [%]	20.
300+(300x 40%)=420	300 [+] 40 [%]	420.
300-(300x 40%)=180	300 [-] 40 [%]	180.
\$14.90+\$0.35=	1490 [+] 35 [-]	15.25
\$1.45+\$12.05=\$25.85	145 [+] 1205 [=]	25.85
5 x 3 ÷ 0.2 = 75	5 [x] 3 [÷] 0.2 [=]	75.00
8 ÷ 4 x 3.7 + 9 = 16.40	8 [÷] 4 [x] 3.7 [+] 9 [=]	16.40
5 ⁴ = 625	5 [x] [=] [=] [=]	625.000
1 / 2 = 0.5	2 [+] [=]	0.500
$\frac{1}{(2 \times 5 - 6)} = 0.25$	2 [x] 5 [-] 6 [÷] [=]	0.250
200+(P x 20%)=P	200 [÷] 20 [MU]	250.
P = $\frac{200}{1-20\%} = 250$	[MU]	50.
250-200 = 50		

2. Memória

(12 x 4) - (20 ÷ 2) = 38	[AC] 12 [x] 4 [M+] 20 [÷] 2 [M-] [MR]	MI 10. MI 38.
	[MC] [ON/C]	0.
15 x 2 = 30	15 [x] 2 [M+] 20 [x] 3 [M+]	MI 60.
20 x 3 = 60	25 [x] 4 [M+]	MI 100.
25 x 4 = 100	[MR]	MI 190.
(total A = 190)	10 [÷] 5 [MII+] 4 [x] 2 [MII+]	MI 8.
10 ÷ 5 = 2	[MII ^R]	MI 10.
4 x 2 = 8	[MII]	MI 10.
(total B = 10)	[MR] [+]	MI 190.
A ÷ B = 19	[MII ^R]	MI 10.
	[=]	MI 19.
	[AC]	0.

3. Constante

2 + 3 = 5	2 [+] 3 [=]	5.00
4 + 3 = 7	4 [=]	7.00
3 x 4.111 = 12.333	3 [x] 4.111 [=]	12.33
3 x 6 = 18	6 [=]	18.00

4. Erro por transbordamento

123456789012 x 10000	1234567890123	E 123'456'789'012.
= 1'234.56789012 x 10 ¹²	[→]	123'456'789'012.
	[x] 10000 [=]	E 1'234.56789012
	[AC]	0.

5. CÁLCULO PARA MARCAÇÃO DE PREÇO PARA CIMA & PARA BAIXO

200+(P x 20%)=P	200 [÷] 20 [MU]	250.
P = $\frac{200}{1-20\%} = 250$	[MU]	50.
250-200 = 50		
125-(P x 20%)=P	125 [÷] 25 [+/-] [MU]	100.
P = $\frac{125}{1+25\%} = 100$	[MU]	25.
125-100 = 25		

6. PORCENTO DELTA

$\frac{180-150}{150} \times 100\%$	180 [-] 150 [MU]	20.
= 20%		

*** STROMVERSORGUNG**

Deutsch

Das CITIZEN Modell SDC-8780LII wird durch 2 voneinander unabhängigen Energiequellen versorgt (Entweder durch eine sehr starke Solarzelle oder durch eine Batterie). Der Rechner arbeitet selbst unter schlechtesten Lichtbedingungen.

-Automatische Ausschaltung-

Ist der Rechner 10 Minuten nicht in Betrieb, schaltet er sich automatisch ab.

-Batteriewechsel-

Sollte die batterie gewechselt werden, entfernen Sie bitte die Schrauben vom unterteil und tauschen die alte gegen eine neue batterie aus. Beachten Sie, daß die batterie richtig, entsprechend der polarität, eingelegt wird.

*** ERKLÄRUNGEN VON SCHLUSSEL**

Deutsch

- [AC] : Alles Löschen Taste. [ON/C] : An / Alles Löschen Taste.
- [→] : Rechts schub taste. [M+] : Speicher Plus-Taste.
- [M-] : Speicher Minus-Taste. [+/-] : ±Vorzeicheneingabetaste
- [MR] : Speicher Abruf-Taste [MC] : Speicher Löschen-Taste
- [MU] : Preisangabe-oben/unten Taste
- [MII+] [MII-] [MII[±]] : Zweite Memory Taste



Schalter für Dezimalauswahlplatz

- F - Gleitkomma-Modus
- 0 - 2 - 3 - Festkomma-Modus
- A - ADD-Modus gibt bei Additions- und Subtraktionsrechnungen automatisch das Dezimalkomma an.



Aufrunden / Abrundenschalter

Die Zeichen in der Anzeige haben die folgende Bedeutung:

- MI : Erste Memory geladen. - : Minus (oder negative)
- MII : Zweite Memory geladen. E : Überflussfehler.

*** BEISPIEL FÜR DEN BETRIEB**

Deutsch

1. Berechnungsbeispiele

Vor jeder Berechnung bitte die [AC] Taste drücken.

Beispiel	Tastenkombination	Anzeige
1 x 2 x 3 = 6	[AC] 1 [x] 2 [x] 3 [=]	0. 6.
8 - 3 = 5	[ON/C] 8 [+] [-] 3 [=]	0. 5.
7 x 9 = 63	7 [÷] [x] 9 [=]	63.
2 x 3 = 6	2 [x] 2 [ON/C] 3[=]	6.
2 + 4 + 6 = 12	2 [+] 3 [+] 6 [AC]	0.
	2 [+] 4 [+] 6 [=]	12.
1234 x 100	12345 [→]	1'234.
= 123,400	[x] 100 [=]	123'400.
300 x 27% = 81	300 [x] 27 [%]	81.
$\frac{11.2}{56} \times 100\% = 20\%$	11.2 [÷] 56 [%]	20.
300+(300x 40%)=420	300 [+] 40 [%]	420.
300-(300x 40%)=180	300 [-] 40 [%]	180.
\$14.90+\$0.35-	1490 [+] 35 [-]	15.25
\$1.45+\$12.05=\$25.85	145 [+] 1205 [=]	25.85
5 x 3 ÷ 0.2 = 75	5 [x] 3 [÷] 0.2 [=]	75.00
8 ÷ 4 x 3.7 +9 =16.40	8 [÷] 4 [x] 3.7 [+] 9 [=]	16.40
5 ⁴ = 625	5 [x] [=] [=] [=]	625.000
1 / 2 = 0.5	2 [+] [=]	0.500
$\frac{1}{(2 \times 5 - 6)} = 0.25$	2 [x] 5 [-] 6 [÷] [=]	0.250
200+(P x 20%)=P	200 [÷] 20 [MU]	250.
$P = \frac{200}{1 - 20\%} = 250$	[MU]	50.
250-200 = 50		

2. Speicher

(12 x 4) - (20 ÷ 2) = 38	[AC] 12 [x] 4 [M+] 20 [÷] 2 [M-]	MI 10. MI 38.
	[MR]	0.
	[MC] [ON/C]	0.
15 x 2 = 30	15 [x] 2 [M+] 20 [x] 3 [M+]	MI 60.
20 x 3 = 60	25 [x] 4 [M+]	MI 100.
25 x 4 = 100	[MR]	MI 190.
(total A = 190)	10 [÷] 5 [MII+] 4 [x] 2 [MII+]	MI 8.
10 ÷ 5 = 2	[MII [±]]	MI 10.
4 x 2 = 8	[MR] [+]	MI 190.
(total B = 10)	[MII [±]]	MI 10.
A ÷ B = 19	[=]	MI 19.
	[AC]	0.

3. Konstant

2 + 3 = 5	2 [+] 3 [=]	5.00
4 + 3 = 7	4 [=]	7.00
3 x 4.111 = 12.333	3 [x] 4.111 [=]	12.33
3 x 6 = 18	6 [=]	18.00

4. Korrektur und Überlauffehler

123456789012 x 10000	1234567890123	E 123'456'789'012.
= 1'234.56789012 x 10 ¹²	[→]	123'456'789'012.
	[x] 10000 [=]	E 1'234.56789012
	[AC]	0.

5. PREISMARKIERUNGS AUF & ABRUNDUNGSRECHNUNG

200+(P x 20%)=P	200 [÷] 20 [MU]	250.
$P = \frac{200}{1 - 20\%} = 250$	[MU]	50.
250-200 = 50		
125-(P x 20%)=P	125 [÷] 25 [+/-] [MU]	100.
$P = \frac{125}{1 + 25\%} = 100$	[MU]	25.
125-100 = 25		

6. Steuerberechnung

$\frac{180 - 150}{150} \times 100\%$	180 [-] 150 [MU]	20.
= 20%		

*** ALIMENTATION**

Français

CITIZEN modèle SDC-8780LII à double alimentation (énergie solaire haute+pile de soutien d'alimentation) qui peut opérer sous n'importe conditions de lumière.
 -Arrêt d'alimentation automatique -
 L'alimentation de cette calculatrice se coupe automatiquement si laissée allumée et non utilisée pendant environ 10 minutes.
 -Remplacement de pile-
 Lorsque il faut remplacer la pile, enleve les vis de l'étui bas et remplacer la pile usée et insérer une nouvelle pile selon la polarité indiquée.

*** SIGNIFICATION DES TOUCHES**

Français

[^{ON}/C] : Bouton de Mise en marche/ Touche d'annulation de l'Entrée.
 [→] : Touche de correction. [AC] : Touche d'Effacement Général.
 [M+] : Touche de mémoire plus
 [M-] : Touche de mémoire moins
 [+/-] : ± Touche de changement de Signe
 [MR] : Rappeler la mémoire [MC] : Effacer la mémoire.
 [MU] : Touche de hausse / baisse du Prix
 [MII+] [MII-] [MII^R] : Seconde touche de Mémoire.



Bouton de sélection d'emplacement de la Décimale

- F -

Mode de Décimale Flottante

- 0 - 2 - 3 -

Mode de Décimale Fixe

- A -

Le mode ADD entre automatiquement la décimale monétaire en mode de calculs d'addition et de soustraction



Arrondi / Arrondi inférieur

Les signes de l'Affichage signifient ce qui suit:

MI : La Première Mémoire est remplie - : Moins (ou négatif)

MII : La Seconde Mémoire est remplie. E : Erreur - Débordement

*** EXEMPLES D'OPÉRATIONS**

Français

1. Exemples de calculs

Avant d'effectuer chaque calcul, pressez la touche [AC].

Exemple	Touche d'Opération	Affichage
1 x 2 x 3 = 6	[AC] 1 [x] 2 [x] 3 [=]	0. 6.
8 - 3 = 5	[ON/C] 8 [+] [-] 3 [=]	0. 5.
7 x 9 = 63	7 [+/-] [x] 9 [=]	63.
2 x 3 = 6	2 [x] 2 [ON/C] 3 [=]	6.
2 + 4 + 6 = 12	2 [+] 3 [+] 6 [AC]	0.
	2 [+] 4 [+] 6 [=]	12.
1234 x 100	12345 [→]	1'234.
= 123,400	[x] 100 [=]	123'400.
300 x 27% = 81	300 [x] 27 [%]	81.
11.2 / 56 x 100% = 20%	11.2 [-] 56 [%]	20.
300+(300x 40%)=420	300 [+] 40 [%]	420.
300-(300x 40%)=180	300 [-] 40 [%]	180.
\$14.90+\$0.35-	1490 [+] 35 [-]	15.25
\$1.45+\$12.05=\$25.85	145 [+] 1205 [=]	25.85
5 x 3 ÷ 0.2 = 75	5 [x] 3 [+/-] 0.2 [=]	75.00
8 ÷ 4 x 3.7 +9 =16.40	8 [+/-] 4 [x] 3.7 [+] 9 [=]	16.40
5 ⁴ = 625	5 [x] [=] [=] [=]	625.000
1 / 2 = 0.5	2 [+] [=]	0.500
$\frac{1}{(2 \times 5 - 6)} = 0.25$	2 [x] 5 [-] 6 [+/-] [=]	0.250
200+(P x 20%)=P	200 [+/-] 20 [MU]	250.
P = $\frac{200}{1-20\%} = 250$	[MU]	50.
250-200 = 50		

2. Calcul avec mémoire

(12 x 4) - (20 ÷ 2) = 38	[AC] 12 [x] 4 [M+] 20 [+/-] 2 [M-] [MR]	0. MI 10. MI 38.
15 x 2 = 30	[MC] [ON/C] 15 [x] 2 [M+] 20 [x] 3 [M+]	MI 0. MI 60.
20 x 3 = 60	25 [x] 4 [M+]	MI 100.
25 x 4 = 100	[MR]	MI 190.
(total A = 190)	10 [+/-] 5 [MII+] 4 [x] 2 [MII+]	MI 8. MII 10.
10 ÷ 5 = 2	[MII ^R]	MII 10.
4 x 2 = 8	[MR] [+]	MI 190.
(total B = 10)	[MII ^R]	MI 10.
A ÷ B = 19	[=]	MI 19.
	[AC]	0.

3. Constant Calcul

2 + 3 = 5	2 [+] 3 [=]	5.00
4 + 3 = 7	4 [=]	7.00
3 x 4.111 = 12.333	3 [x] 4.111 [=]	12.33
3 x 6 = 18	6 [=]	18.00

4. Correction et dépassement-erreur

123456789012 x 10000	1234567890123	E 123'456'789'012.
= 1'234.56789012 x 10 ¹²	[→]	123'456'789'012.
	[x] 10000 [=]	E 1'234.56789012
	[AC]	0.

5. CALCUL DE LA HAUSSE ET DE LA BAISSSE DU PRIX

200+(P x 20%)=P	200 [+/-] 20 [MU]	250.
P = $\frac{200}{1-20\%} = 250$	[MU]	50.
250-200 = 50		
125-(P x 20%)=P	125 [+/-] 25 [+/-] [MU]	100.
P = $\frac{125}{1+25\%} = 100$	[MU]	25.
125-100 = 25		

6. POURCENTAGE DELTA

$\frac{180-150}{150} \times 100\%$	180 [-] 150 [MU]	20.
= 20%		

*** Alimentazione Elettrica**



Italiano

Il calcolatore CITIZEN model SDC-8780LII ha due risorse di potenza :
 energia solare e batteria di riserva e può funzionare sotto qualsiasi luce.
 -Spegnimento automatico-
 La calcolatrice si spegne automaticamente se non immettere nessun dato in circa 10 minuti.
 -Battery change-
 Nel caso che sia necessario sostituire la batteria,rimuovere il coperchio inferiore, togliere la batteria vecchia e inserire una nuova nel compartimento batteria.

*** Indice Tasti**

Italiano

[AC] : Tasto cancella tutto. [ON/C] : Acceso / Tasto cancella.
 [→] : Correzione. [M+] : Memoria addizione.
 [M-] : Memoria sottrazione. [+/-] : ±Tasto cambio segno.
 [MR] : Tasto richiama memoria [MC] : Tasto cancella memoria
 [MU] : Tasto rialzo/ribasso di prezzo.
 [MII+] [MII-] [MII[Ⓢ]] : Il Tasto di seconda memoria.

 Scambio selezione della posizione del decimale
 - F - Modalità decimale mobile
 - 0 - 2 - 3 - Modalità decimale fissa
 - A - La modalità AGGIUNGI introduce automaticamente il decimale monetario nei calcoli di addizione e sottrazione
 Scambio arrotondamento / arrotondamento per eccesso

I simboli dello Schermo di visualizzazione significano:



MI : La prima memoria caricata.
 MII : La seconda memoria caricata.
 - : Meno (o negativo).
 E : Errore di traboccamento aritmetico

*** Esempio di Operazione**


Italiano

1. Operazione del calcolo normale



Prima di effettuare ciascun calcolo, premere il tasto [AC].

Esempio	Operazione con il tasto	Visualizzazione
 $1 \times 2 \times 3 = 6$	[AC] 1 [x] 2 [x] 3 [=]	0. 6. 6.
 $8 - 3 = 5$	[ON/C] 8 [+] [-] 3 [=]	0. 5.
$7 \times 9 = 63$	7 [÷] [x] 9 [=]	63.
$2 \times 3 = 6$	2 [x] 2 [ON/C] 3[=]	6.
$2 + 4 + 6 = 12$	2 [+] 3 [+] 6 [AC] 2 [+] 4 [+] 6 [=]	0. 12.
1234×100	12345 [→]	1'234.
$= 123,400$	[x] 100 [=]	123'400.
$300 \times 27\% = 81$	300 [x] 27 [%]	81.
$\frac{11.2}{56} \times 100\% = 20\%$	11.2 [÷] 56 [%]	20.
$300 + (300 \times 40\%) = 420$	300 [+] 40 [%]	420.
$300 - (300 \times 40\%) = 180$	300 [-] 40 [%]	180.
$\$14.90 + \$0.35 =$	1490 [+] 35 [-]	15.25
$\$1.45 + \$12.05 = \$25.85$	145 [+] 1205 [=]	25.85
$5 \times 3 \div 0.2 = 75$	5 [x] 3 [÷] 0.2 [=]	75.00
$8 \div 4 \times 3.7 + 9 = 16.40$	8 [÷] 4 [x] 3.7 [+] 9 [=]	16.40
$5^4 = 625$	5 [x] [=] [=] [=]	625.000
$1 / 2 = 0.5$	2 [÷] [=]	0.500
$\frac{1}{(2 \times 5 - 6)} = 0.25$	2 [x] 5 [-] 6 [÷] [=]	0.250
$200 + (P \times 20\%) = P$	200 [÷] 20 [MU]	250.
$P = \frac{200}{1 - 20\%} = 250$	[MU]	50.
$250 - 200 = 50$		

2. Operazione del calcolo memoria

 $(12 \times 4) - (20 \div 2) = 38$	[AC] 12 [x] 4 [M+] 20 [÷] 2 [M-] [MR] [MC] [ON/C]	0. MI 10. MI 38. 0.
$15 \times 2 = 30$	15 [x] 2 [M+] 20 [x] 3 [M+]	MI 60.
$20 \times 3 = 60$	25 [x] 4 [M+]	MI 100.
$25 \times 4 = 100$	[MR]	MI 190.
(total A = 190)	10 [÷] 5 [MII+] 4 [x] 2 [MII+]	MI 8. MII
$10 \div 5 = 2$	[MII [Ⓢ]]	MI 10. MII
$4 \times 2 = 8$	[MR] [+]	MI 190. MII
(total B = 10)	[MII [Ⓢ]]	MI 10. MII
$A \div B = 19$	[MII [Ⓢ]]	MI 19. MII
	[=]	19.
	[AC]	0.


3. Operazione del calcolo costante

 $2 + 3 = 5$	2 [+] 3 [=]	5.00
$4 + 3 = 7$	4 [=]	7.00
 $3 \times 4.111 = 12.333$	3 [x] 4.111 [=]	12.33
$3 \times 6 = 18$	6 [=]	18.00


4. Cancellazione della capacità di operazione superata

$123456789012 \times 10000$	1234567890123 E 123'456'789'012.
$= 1'234.56789012 \times 10^{12}$	[→] 123'456'789'012.
	[x] 10000 [=] E 1'234.56789012
	[AC] 0.

5. CALCOLO RIALZO/RIBASSO DI PREZZO

 $200 + (P \times 20\%) = P$	200 [÷] 20 [MU]	250.
$P = \frac{200}{1 - 20\%} = 250$	[MU]	50.
$250 - 200 = 50$		
$125 - (P \times 20\%) = P$	125 [÷] 25 [+/-] [MU]	100.
$P = \frac{125}{1 + 25\%} = 100$	[MU]	25.
$125 - 100 = 25$		

6. PERCENTUALE DELTA

 $\frac{180 - 150}{150} \times 100\%$	180 [-] 150 [MU]	20.
$= 20\%$		

*** Stroomvoorziening**

Nederlands

De CITIZEN SDC-8780LII calculator krijgt haar energie van twee soorten batterijen haar energie : zonne-energie en reserve energie. Zij kan onder alle soorten licht werken.
 -Automatische verbreking van de stroomvoorziening-
 Als de calculator gedurende 10 minuten niet gebruikt wordt, zal de Sstroomvoorziening automatisch verbroken worden.
 -Het verwisselen van de batterijen-
 Wanneer u de batterijvakje wilt verwisselen, moet u eerst het deksel van het batterijvakje openen en de oude batterijen verwijderen, en daarna de nieuwe batterijen in het vakje plaatsen.

*** Lijst van druktoetsen**

Nederlands

[AC] : Alles wissen. [ON/C] : Inschakelen / Invoer wissen.
 [+/-] : Veranderen. [M+] : Geheugen optellen.
 [M-] : Geheugen aftrekken.
 [+/-] : ± Toets voor het veranderen van teken
 [MR] : Toets voor het opvragen van geheugen
 [MC] : Toets voor het wissen van geheugen
 [MU] : Toets voor afgeprijsde en verhoogde prijs
 [MII+] [MII-] [MII] : Toets van het tweede geheugen



Schakelaar voor de selectie van de decimale plaatsen



- F - Drijvende komma decimale modus

- 0 - 2 - 3 - Vaste komma decimale modus

- A - De optelmodus gaat automatisch over naar de monetaire decimale modus bij het optellen en aftrekken
 Schakelaar voor het naar boven / naar beneden afronden



De tekens op het beeldscherm hebben de volgende betekenis:
 MI : Het eerste geheugen is geladen. - : Min (of negatief)
 MII : Het tweede geheugen is geladen. E : Overflow fout.

*** Voorbeelden van bediening bij gebruik**

Nederlands

1. Stappen van gewone calculaties

Alvorens met een berekening te beginnen, dient u op de [AC] toets te drukken.

Voorbeeld	Ingedrukte toetsen	Weergave op het scherm
1 x 2 x 3 = 6	[AC] 1 [x] 2 [x] 3 [=]	0. 6.
8 - 3 = 5	[ON/C] 8 [+] [-] 3 [=]	0. 5.
7 x 9 = 63	7 [÷] [x] 9 [=]	63.
2 x 3 = 6	2 [x] 2 [ON/C] 3[=]	6.
2 + 4 + 6 = 12	2 [+] 3 [+] 6 [AC]	0.
	2 [+] 4 [+] 6 [=]	12.
1234 x 100	12345 [+]	1'234.
= 123,400	[x] 100 [=]	123'400.
300 x 27% = 81	300 [x] 27 [%]	81.
$\frac{11.2}{56} \times 100\% = 20\%$	11.2 [÷] 56 [%]	20.
300+(300x 40%)=420	300 [+] 40 [%]	420.
300-(300x 40%)=180	300 [-] 40 [%]	180.
\$14.90+\$0.35-	1490 [+] 35 [-]	15.25
\$1.45+\$12.05=\$25.85	145 [+] 1205 [=]	25.85
5 x 3 ÷ 0.2 = 75	5 [x] 3 [÷] 0.2 [=]	75.00
8 ÷ 4 x 3.7 +9 =16.40	8 [÷] 4 [x] 3.7 [+] 9 [=]	16.40
5 ⁴ = 625	5 [x] [=] [=] [=]	625.000
1 / 2 = 0.5	2 [÷] [=]	0.500
$\frac{1}{(2 \times 5 - 6)} = 0.25$	2 [x] 5 [-] 6 [÷] [=]	0.250
200+(P x 20%)=P	200 [÷] 20 [MU]	250.
P = $\frac{200}{1-20\%} = 250$	[MU]	50.
250-200 = 50		

2. Geheugenberekeningen

(12 x 4) - (20 ÷ 2) = 38	[AC] 12 [x] 4 [M+] 20 [÷] 2 [M-]	0. MI 10. MI 38.
15 x 2 = 30	[MC] [ON/C] 15 [x] 2 [M+] 20 [x] 3 [M+]	0. MI 60.
20 x 3 = 60	25 [x] 4 [M+]	MI 100.
25 x 4 = 100	[MR]	MI 190.
(total A = 190)	10 [÷] 5 [MII+] 4 [x] 2 [MII+]	MI 8. MII 10.
10 ÷ 5 = 2	[MII] [÷]	MI 10.
4 x 2 = 8	[MR] [+]	MI 190.
(total B = 10)	[MII] [÷]	MI 10.
A ÷ B = 19	[MII] [÷]	MI 19. MII 0.

3. Berekeningen met een constante

2 + 3 = 5	2 [+] 3 [=]	5.00
4 + 3 = 7	4 [=]	7.00
3 x 4.111 = 12.333	3 [x] 4.111 [=]	12.33
3 x 6 = 18	6 [=]	18.00

4. Het schrappen van ingetoetste getallen die de cberekeningcapaciteit overschrijden

123456789012 x 10000	1234567890123	E 123'456'789'012.
= 1'234.56789012 x 10 ¹²	[→]	123'456'789'012.
	[x] 10000 [=]	E 1'234.56789012
	[AC]	0.

5. BEREKENING VAN DE AFGEPRIJSTE OF VERHOOGDE PRIJS

200+(P x 20%)=P	200 [÷] 20 [MU]	250.
P = $\frac{200}{1-20\%} = 250$	[MU]	50.
250-200 = 50		
125-(P x 20%)=P	125 [÷] 25 [+/-] [MU]	100.
P = $\frac{125}{1+25\%} = 100$	[MU]	25.
125-100 = 25		

6. DELTA PROCENT

$\frac{180-150}{150} \times 100\%$	180 [-] 150 [MU]	20.
= 20%		

*** Strømforsyningen**

Danish

CITIZEN SDC-8780LII regnemaskine er forsynet af to typer batterier : Solceller og reservebatteriet, hvilken gør det muligt at bruge regnemaskinen med ethvert baggrundslys.

-Stop strømforsyningen automatisk-

Lommeregneren slukker automatisk for strømmen, hvis der ikke har været trykket på en tast i ca. 10 minutter.

-Skift batteriet-

Når batteriet skal skiftes, åbner man låget nedeunder, tager batteriet ud, og sætter det nye batteri på plads.

*** Knappers indeks**

Danish

[AC] : Slet alt. [ON/C] : Tænd / slet.
 [MU] : Prismærke op/ned [↔] : Rettelse knap.
 [M+] : Addition hukommelse knap.
 [M-] : Subtraktion hukommelse knap. [+/-] : ±Skift fortegn
 [MR] : Hent hukommelsen [MC] : Slet hukommelsen
 [MII+] [MII-] [MII^o] : Den anden hukommelsestast



Knap til valg af decimalplads

- F -

Flydende decimaltaltilstand

- 0 - 2 - 3 -

Fast decimaltaltilstand

- A -

ADD-mode indtaster automatisk valutadecimale i additions- og subtraktionsberegninger



rund af / rund ned

Tegnene på displayet har følgende betydning:

MI : Den første indlæste hukommelse. - : Minus (eller negativ)

MII : Den anden indlæste hukommelse. E : Overløbsfejl.

*** Betjening eksempler**

Danish

1. Almindelig regningsoperation

Inden du udfører en beregning, skal du trykke på tasten [AC].

Eksempel	Tastebetjening	Vis
1 x 2 x 3 = 6	[AC] 1 [x] 2 [x] 3 [=]	0. 6.
8 - 3 = 5	[ON/C] 8 [+/-] 3 [=]	0. 5.
7 x 9 = 63	7 [+/-] [x] 9 [=]	63.
2 x 3 = 6	2 [x] 2 [ON/C] 3 [=]	6.
2 + 4 + 6 = 12	2 [+] 3 [+] 6 [AC]	0.
	2 [+] 4 [+] 6 [=]	12.
1234 x 100	12345 [↔]	1'234.
= 123,400	[x] 100 [=]	123'400.
300 x 27% = 81	300 [x] 27 [%]	81.
$\frac{11.2}{56} \times 100\% = 20\%$	11.2 [+/-] 56 [%]	20.
300+(300x 40%)=420	300 [+] 40 [%]	420.
300-(300x 40%)=180	300 [-] 40 [%]	180.
\$14.90+\$0.35-	1490 [+] 35 [-]	15.25
\$1.45+\$12.05=\$25.85	145 [+] 1205 [=]	25.85
5 x 3 ÷ 0.2 = 75	5 [x] 3 [+/-] 0.2 [=]	75.00
8 ÷ 4 x 3.7 + 9 = 16.40	8 [+/-] 4 [x] 3.7 [+] 9 [=]	16.40
5 ⁴ = 625	5 [x] [=] [=] [=]	625.000
1 / 2 = 0.5	2 [+] [=]	0.500
$\frac{1}{(2 \times 5 - 6)} = 0.25$	2 [x] 5 [-] 6 [+/-] [=]	0.250
200+(P x 20%)=P	200 [+/-] 20 [MU]	250.
P = $\frac{200}{1-20\%} = 250$	[MU]	50.
250-200 = 50		

2. Hukommelse regningsoperation

(12 x 4) - (20 ÷ 2) = 38	[AC] 12 [x] 4 [M+] 20 [+/-] 2 [M-]	MI 10.
	[MR]	MI 38.
	[MC] [ON/C]	0.
15 x 2 = 30	15 [x] 2 [M+] 20 [x] 3 [M+]	MI 60.
20 x 3 = 60	25 [x] 4 [M+]	MI 100.
25 x 4 = 100	[MR]	MI 190.
(total A = 190)	10 [+/-] 5 [MII+] 4 [x] 2 [MII+]	MI 8.
10 ÷ 5 = 2	[MII ^o]	MI 10.
4 x 2 = 8	[MII ^o]	MI 10.
(total B = 10)	[MR] [+]	MI 190.
A ÷ B = 19	[MII ^o]	MI 10.
	[=]	MI 19.
	[AC]	MI 0.

3. Regningssystem for konstanter

2 + 3 = 5	2 [+] 3 [=]	5.00
4 + 3 = 7	4 [=]	7.00
3 x 4.111 = 12.333	3 [x] 4.111 [=]	12.33
3 x 6 = 18	6 [=]	18.00

4. Slet delen over regningskapaciteten

123456789012 x 10000	1234567890123	E 123'456'789'012.
= 1'234.56789012 x 10 ¹²	[↔]	123'456'789'012.
	[x] 10000 [=]	E 1'234.56789012
	[AC]	0.

5. BEREGNING MED PRISMÆRKE OP & NED

200+(P x 20%)=P	200 [+/-] 20 [MU]	250.
P = $\frac{200}{1-20\%} = 250$	[MU]	50.
250-200 = 50		
125-(P x 20%)=P	125 [+/-] 25 [+/-] [MU]	100.
P = $\frac{125}{1+25\%} = 100$	[MU]	25.
125-100 = 25		

6. DELTAPROCENT

$\frac{180-150}{150} \times 100\%$	180 [-] 150 [MU]	20.
= 20%		

*** СНАБЖЕНИЕ ЭНЕРГИЕЙ****Русский**

Модель CITIZEN SDC-8780LII имеет двойное питание (солнечные элементы +батарея) и способна работать при любом освещении.

-Автоматическое отключение питания

Этот калькулятор обладает функцией автоматического отключения электропитания, благодаря чему питание отключается, если в течение 10 минут не производилось никаких операций на клавишах.

- Замена элементов питания -

Благодаря двойному питанию, батареи, устанавливаемые с обратной стороны устройства, работают длительное время. Если изображение на дисплее становится неясным, необходимо заменить батареи. Снимите крышку с нижнего отсека. Извлеките старые батареи и вставьте новые батареи, соблюдая полярность.

*** НАЗНАЧЕНИЕ КЛАВИШ****Русский**

[AC] : Сброс всех значений. [+/-] : ±Перемена знака

[ON/C] : Включение питания /Сброс всех значений .

[MU] : Рост/падение цены


[→] : Клавиша «забой» (клавиша правки числа).

[M+] : Клавиша прибавления в регистр памяти.

[M-] : Клавиша вычитания из регистра памяти.

[MR] : Вызов числа из памяти [MC] : Сброс памяти


[MII+] [MII-] [MII[↕]] : Клавиши ввода/вывода числа в регистр второй памяти

 Переключатель места десятичного знака

- F - Режим плавающей запятой

- 0 - 2 - 3 - Режим фиксированной запятой

- A - Режим ADD-автоматический ввод двух десятичных знаков при сложении и вычитании денежных сумм

 Округление / Округление вниз



Значение индикаторов экрана:

MI : Загружена 1-я память. MII : Загружена 2-я память.


- : Минус (или отрицательное число) E : Ошибка переполнения.

*** ПРИМЕРЫ****Русский****1. Примеры расчётов**



Прежде чем начать вычисления, нажмите клавишу [AC].

Пример	Клавиши	Экран
 1 x 2 x 3 = 6	[AC] 1 [x] 2 [x] 3 [=]	0. 6.
 8 - 3 = 5	[ON/C] 8 [+] [-] 3 [=]	0. 5.
7 x 9 = 63	7 [÷] [x] 9 [=]	63.
2 x 3 = 6	2 [x] 2 [ON/C] 3[=]	6.
2 + 4 + 6 = 12	2 [+] 3 [+] 6 [AC]	0. 12.
1234 x 100	2 [+] 4 [+] 6 [=]	12.
= 123,400	12345 [→]	1'234.
300 x 27% = 81	[x] 100 [=]	123'400.
$\frac{11.2}{56} \times 100\% = 20\%$	300 [x] 27 [%]	81.
300+(300x 40%)=420	11.2 [÷] 56 [%]	20.
300-(300x 40%)=180	300 [+] 40 [%]	420.
\$14.90+\$0.35-	300 [-] 40 [%]	180.
\$1.45+\$12.05=\$25.85	1490 [+] 35 [-]	15.25
5 x 3 ÷ 0.2 = 75	145 [+] 1205 [=]	25.85
8 ÷ 4 x 3.7 +9 =16.40	5 [x] 3 [÷] 0.2 [=]	75.00
5 ⁴ = 625	8 [÷] 4 [x] 3.7 [+] 9 [=]	16.40
1 / 2 = 0.5	5 [x] [=] [=] [=]	625.000
$\frac{1}{(2 \times 5 - 6)} = 0.25$	2 [÷] [=]	0.500
200+(P x 20%)=P	2 [x] 5 [-] 6 [÷] [=]	0.250
$P = \frac{200}{1-20\%} = 250$	200 [÷] 20 [MU]	250.
250-200 = 50	[MU]	50.

2. Операции с памятью

 (12 x 4) - (20 ÷ 2) = 38	[AC] 12 [x] 4 [M+] 20 [÷] 2 [M-]	MI 0. MI 10.
15 x 2 = 30	[MR]	MI 38.
20 x 3 = 60	[MC] [ON/C]	MI 0.
25 x 4 = 100	15 [x] 2 [M+] 20 [x] 3 [M+]	MI 60.
(total A = 190)	25 [x] 4 [M+]	MI 100.
10 ÷ 5 = 2	[MR]	MI 190.
4 x 2 = 8	10 [÷] 5 [MII+] 4 [x] 2 [MII+]	MI 8.
(total B = 10)	[MII [↕]]	MI 10.
A ÷ B = 19	[MR] [÷]	MI 190.
	[MII [↕]]	MI 10.
	[=]	MI 19.
	[AC]	MI 0.


3. Вычисления с константой

 2 + 3 = 5	2 [+] 3 [=]	5.00
4 + 3 = 7	4 [=]	7.00
 3 x 4.111 = 12.333	3 [x] 4.111 [=]	12.33
3 x 6 = 18	6 [=]	18.00


4. Исправление ошибок и сброс ошибки при избытке числовых знаков

123456789012 x 10000	1234567890123 E	123'456'789'012.
= 1'234.56789012 x 10 ¹²	[→]	123'456'789'012.
	[x] 10000 [=]	E 1'234.56789012
	[AC]	0.

5. РАСЧЕТ РОСТА И ПАДЕНИЯ ЦЕН

 200+(P x 20%)=P	200 [÷] 20 [MU]	250.
$P = \frac{200}{1-20\%} = 250$	[MU]	50.
250-200 = 50		
125-(P x 20%)=P	125 [÷] 25 [+/-] [MU]	100.
$P = \frac{125}{1+25\%} = 100$	[MU]	25.
125-100 = 25		

6. ПРИРОСТ ПРОЦЕНТОВ

 $\frac{180-150}{150} \times 100\%$	180 [-] 150 [MU]	20.
= 20%		

*** ZASILANIE****Polish**

Kalkulator CITIZEN, model SDC-8780LII jest zasilany podwójnie (bateria słoneczna + bateria zwykła) Kalkulator pracuje w każdych warunkach oświetlenia.

-Funkcja automatycznego wyłączenia-

Kalkulator wyłącza się automatycznie w przypadku jeśli żaden z przycisków nie zostanie naciśnięty w ciągu 10 minut.

-Wymiana baterii-

Jeśli konieczna jest wymiana baterii należy otworzyć dolną uchwyt na odpowiednią polaryzację. pokrywę, usunąć stare baterie i włożyć nowe zwracając.

*** OPIS KLAWISZY****Polish**

[AC] : Kasowanie zawartości pamięci. [+/-] : ±Zmiana znaku

[ON/C] : Zasilanie / Kasowanie. [MU] : Przyrost/obniżka cen

[M+] : Przycisk wprowadzenia do pamięci ze znakiem plus

[M-] : Przycisk wprowadzenia do pamięci ze znakiem minus

[MR] : Klawisz MR (Klawisz wywołania z pamięci)

[MC] : Klawisz MC (Klawisz kasowania pamięci)

[MII+] [MII-] [MII^{1/2}] : Druga pamięć [→] : Klawisz powrotu



Przełącznik liczby miejsc po przecinku

- F - Tryb zmiennej liczby miejsc po przecinku

- 0 - 2 - 3 - Tryb stałej liczby miejsc po przecinku

- A - Tryb ADD-Automatycznie wstawianie dwóch znaków po przecinku dziesiątym pod czas dodawania lub odejmowania sum piędziężnych



Zaokrąglenie w górę / Przełącznik trybu zaokrąglenia

Znaczenie wskaźników wyświetlacza:

MI : Załadowana pierwsza pamięć - : Minus (lub liczba ujemna)

MII : Załadowana druga pamięć. E : Błąd przepełnienia.

*** PRZYKŁADY DZIAŁAŃ****Polish****1. Przykładowe obliczenia**

Zanim rozpoczniesz obliczenia, naciśnij klawisz [AC].

Przykład	Klawisze	Ekran
1 x 2 x 3 = 6	[AC] 1 [x] 2 [x] 3 [=]	0. 6.
8 - 3 = 5	[ON/C] 8 [+] [-] 3 [=]	0. 5.
7 x 9 = 63	7 [÷] [x] 9 [=]	63.
2 x 3 = 6	2 [x] 2 [ON/C] 3[=]	6.
2 + 4 + 6 = 12	2 [+] 3 [+] 6 [AC]	0.
	2 [+] 4 [+] 6 [=]	12.
1234 x 100	12345 [→]	1'234.
= 123,400	[x] 100 [=]	123'400.
300 x 27% = 81	300 [x] 27 [%]	81.
$\frac{11.2}{56} \times 100\% = 20\%$	11.2 [÷] 56 [%]	20.
300+(300x 40%)=420	300 [+] 40 [%]	420.
300-(300x 40%)=180	300 [-] 40 [%]	180.
\$14.90+\$0.35=	1490 [+] 35 [-]	15.25
\$1.45+\$12.05=\$25.85	145 [+] 1205 [=]	25.85
5 x 3 ÷ 0.2 = 75	5 [x] 3 [÷] 0.2 [=]	75.00
8 ÷ 4 x 3.7 + 9 = 16.40	8 [÷] 4 [x] 3.7 [+] 9 [=]	16.40
5 ⁴ = 625	5 [x] [=] [=] [=]	625.000
1 / 2 = 0.5	2 [÷] [=]	0.500
$\frac{1}{(2 \times 5 - 6)} = 0.25$	2 [x] 5 [-] 6 [÷] [=]	0.250
200+(P x 20%)=P	200 [÷] 20 [MU]	250.
$P = \frac{200}{1 - 20\%} = 250$	[MU]	50.
250-200 = 50		

2. Obliczenia z wykorzystaniem pamięci

(12 x 4) - (20 ÷ 2) =	[AC]	0.
38	12 [x] 4 [M+] 20 [÷] 2 [M-]	MI 10.
	[MR]	MI 38.
	[MC] [ON/C]	0.
15 x 2 = 30	15 [x] 2 [M+] 20 [x] 3 [M+]	MI 60.
20 x 3 = 60	25 [x] 4 [M+]	MI 100.
25 x 4 = 100	[MR]	MI 190.
(total A = 190)	10 [÷] 5 [MII+] 4 [x] 2 [MII+]	MI 8.
10 ÷ 5 = 2	[MII ^{1/2}]	MI 10.
4 x 2 = 8	[MII ^{1/2}]	MI 10.
(total B = 10)	[MR] [÷]	MI 190.
A ÷ B = 19	[MII ^{1/2}]	MI 10.
	[=]	MI 19.
	[AC]	MI 0.

3. Stała

2 + 3 = 5	2 [+] 3 [=]	5.00
4 + 3 = 7	4 [=]	7.00
3 x 4.111 = 12.333	3 [x] 4.111 [=]	12.33
3 x 6 = 18	6 [=]	18.00

4. Przepełnienie pamięci

123456789012 x 10000	1234567890123	E 123'456'789'012.
= 1'234.56789012 x 10 ¹²	[→]	123'456'789'012.
	[x] 10000 [=]	E 1'234.56789012
	[AC]	0.

5. PRZYROST I OBNIŻKA CEN

200+(P x 20%)=P	200 [÷] 20 [MU]	250.
$P = \frac{200}{1 - 20\%} = 250$	[MU]	50.
250-200 = 50		
125-(P x 20%)=P	125 [÷] 25 [+/-] [MU]	100.
$P = \frac{125}{1 + 25\%} = 100$	[MU]	25.
125-100 = 25		

6. PRZYROST ODSETEK

$\frac{180 - 150}{150} \times 100\%$	180 [-] 150 [MU]	20.
= 20%		

لغة عربية

* تزويد الطاقة

إن موديل CITIZEN SDC-8780LII هي آلة حاسبة ثنائية الطاقة (الطاقة الشمسية عالية القوة + بطارية احتياطية) وتعمل تحت أية ظروف ضوئية. وظيفة إيقاف الطاقة التلقائي-

تقوم هذه الآلة الحاسبة بإيقاف نفسها تلقائياً إذا لم يحدث إدخال مفتاح لحوالي 01 دقائق.

تغيير البطارية-

إذا كانت البطارية الاحتياطية بحاجة إلى تغيير، قم بفتح الغطاء السفلي لإزالة البطارية القديمة وإدخال بطارية جديدة بحسب القطبية المشار إليها.

لغة عربية

* فهرس المفاتيح

[AC]: تشغيل الطاقة.
[→]: مفتاح الرجوع بالتحويل.
[M-]: مفتاح الطرح من الذاكرة.
[MR]: مفتاح استدعاء الذاكرة.
[MC]: مفتاح حذف الذاكرة.
±: مفتاح تغيير الإشارة
[MII-] [MII+] [MII]: مفتاح الذاكرة الثانية



- F -
- 0 - 2 - 3 -
- A -



-: سالب (أو ناقص)
E: خطأ تدفق زائد.

مفتاح تحديد المنزلة العشرية

نمط المنزلة العائمة

نمط المنزلة الثابتة

يقوم نمط الإضافة تلقائياً بإدخال المنزلة النقدية في حسابات الجمع والطرح

إتمام التدوير/ التدوير إلى الأسفل

علامات شاشة العرض تعني مالي:

MI: تم تحميل الذاكرة الأولى.

MII: تم تحميل الذاكرة الثانية

لغة عربية

* أمثلة على العمليات

1 أمثلة الحساب

قبل القيام بكل حساب، اضغط على مفتاح [ON/AC]

العرض	عملية المفاتيح	المثال
0.	[AC]	$1 \times 2 \times 3 = 6$
6.	1 [x] 2 [x] 3 [=]	
0.	[ON/C]	
5.	8 [+] [-] 3 [=]	$8 - 3 = 5$
63.	7 [+] [x] 9 [=]	$7 \times 9 = 63$
6.	2 [x] 2 [ON/C] 3[=]	$2 \times 3 = 6$
0.	2 [+] 3 [+] 6 [AC]	$2 + 4 + 6 = 12$
12.	2 [+] 4 [+] 6 [=]	
1'234.	12345 [->]	$1234 \times 100 = 123,400$
123'400.	[x] 100 [=]	$300 \times 27\% = 81$
81.	300 [x] 27 [%]	
20.	11.2 [÷] 56 [%]	$\frac{11.2}{56} \times 100\% = 20\%$
420.	300 [+] 40 [%]	$300 + (300 \times 40\%) = 420$
180.	300 [-] 40 [%]	$300 - (300 \times 40\%) = 180$
15.25	1490 [+] 35 [-]	$\$14.90 + \$0.35 = \$15.25$
25.85	145 [+] 1205 [=]	$\$1.45 + \$12.05 = \$13.50$
75.00	5 [x] 3 [÷] 0.2 [=]	$5 \times 3 \div 0.2 = 75$
16.40	8 [÷] 4 [x] 3.7 [+] 9 [=]	$8 \div 4 \times 3.7 + 9 = 16.40$
625.000	5 [x] [x] [=] [=]	$5^4 = 625$
0.500	2 [÷] [=]	$1/2 = 0.5$
0.250	2 [x] 5 [-] 6 [÷] [=]	$\frac{1}{(2 \times 5 - 6)} = 0.25$
250.	200 [÷] 20 [MU]	$200 + (P \times 20\%) = P$
50.	[MU]	$P = \frac{200}{1 - 20\%} = 250$
		$250 - 200 = 50$

2. حساب الذاكرة

0.	[AC]	$(12 \times 4) - (20 \div 2) = 38$
10.	MI 12 [x] 4 [M+] 20 [÷] 2 [M-]	
38.	MI [MR]	
0.	[MC] [ON/C]	
60.	MI 15 [x] 2 [M+] 20 [x] 3 [M+]	$15 \times 2 = 30$
100.	MI 25 [x] 4 [M+]	$20 \times 3 = 60$
190.	MI [MR]	$25 \times 4 = 100$
8.	MI 10 [÷] 5 [MII+] 4 [x] 2 [MII+]	$(total A = 190)$
10.	MI [MII %]	$10 \div 5 = 2$
190.	MI [MR] [÷]	$4 \times 2 = 8$
10.	MI [MII %]	$(total B = 10)$
19.	MI [MII %]	$A \div B = 19$
0.	MI [=]	
	MI [AC]	

3. حساب الثابت

5.00	2 [+] 3 [=]	$2 + 3 = 5$
7.00	4 [=]	$4 + 3 = 7$
12.33	3 [x] 4.111 [=]	$3 \times 4.111 = 12.333$
18.00	6 [=]	$3 \times 6 = 18$

4. حذف خطأ التدفق الزائد

123456789012 x 10000 = 1'234.56789012 x 10 ¹²	1234567890123 E 123'456'789'012.
	[→] 123'456'789'012.
	[x] 10000 [=] E 1'234.56789012
	[AC] 0.

5. حساب تعليم السعر إلى الأعلى والأسفل

250.	200 [+] 20 [MU]	$200 + (P \times 20\%) = P$
50.	[MU]	$P = \frac{200}{1 - 20\%} = 250$
		$250 - 200 = 50$
100.	125 [÷] 25 [+/-] [MU]	$125 - (P \times 20\%) = P$
25.	[MU]	$P = \frac{125}{1 + 25\%} = 100$
		$125 - 100 = 25$

6. حساب الضريبة

20.	180 [-] 150 [MU]	$\frac{180 - 150}{150} \times 100\% = 20\%$
-----	------------------	---

*** Sumber tenaga listerik**



Bahasa Indonesia

Calculator CITIZEN model SDC-8780LII mendapat listerik dari dua macam baterai : tenaga matahari dan tenaga simpanan, sehingga calculator ini bisa bekerja dibawah segala macam sinar.
 -Sumber tenaga bisa bekerja dan tutup secara otomatis-
 Jikalau dalam kira2 10 menit calculator tidak bekerja maka sumber tenaga akan berhenti bekerja otomatis.
 -Cara mengganti baterai-
 Jikalau baterai perlu diganti, anda harus membuka dulu kotak baterai dan mengeluarkan baterai lama. Sesudah itu anda baru bisa memasukkan baterai yang baru didalam kotak itu.

*** Daftar fungsi tuts**

Bahasa Indonesia

[AC] : Tombol Hapus Semua [MU] : Tombol Mark-up/down harga
 [ON/C] : Tombol Power On / Hapus Semua
 [↔] : Koreksi. [M+] : Memory penambahan.
 [M-] : Memory pengurangan. [+/-] : ±Tombol pengubah tanda
 [MR] : Tombol Pemanggil Memori [MC] : Tombol Penghapus Memori
 [MII+] [MII-] [MII^RC] : Tombol Memori Kedua

 Switch pemilihan jumlah desimal
 - F - Mode desimal mengambang
 - 0 - 2 - 3 - Mode desimal tetap
 - A - Mode ADD secara otomatis akan memasukkan desimal keuangan pada operasi perhitungan penambahan dan pengurangan
 pembulatan ke bentuk yang lebih sederhana /
 pembulatan ke bawah

Arti dari Tanda-tanda yang Muncul di Layar:



MI : Digunakan memori pertama. - : Minus (atau negatif)
 MII : Digunakan memori kedua. E : Kesalahan Overflow.

*** Contoh cara pakai**


Bahasa Indonesia

1. Cara kalkulasi biasa



Sebelum melakukan setiap perhitungan, tekanlah dahulu tombol [AC].

Contoh	Operasi Tombol	Tampilan di Layar
 1 x 2 x 3 = 6	[AC] 1 [x] 2 [x] 3 [=]	0. 6.
 8 - 3 = 5	[ON/C] 8 [+] [-] 3 [=]	0. 5.
7 x 9 = 63	7 [÷] [x] 9 [=]	63.
2 x 3 = 6	2 [x] 2 [ON/C] 3[=]	6.
2 + 4 + 6 = 12	2 [+] 3 [+] 6 [AC]	0. 12.
1234 x 100	2 [+] 4 [+] 6 [=]	12.
= 123,400	12345 [→]	1'234.
300 x 27% = 81	[x] 100 [=]	123'400.
$\frac{11.2}{56} \times 100\% = 20\%$	300 [x] 27 [%]	81.
300+(300x 40%)=420	11.2 [÷] 56 [%]	20.
300-(300x 40%)=180	300 [+] 40 [%]	420.
\$14.90+\$0.35-	300 [-] 40 [%]	180.
\$1.45+\$12.05=\$25.85	1490 [+] 35 [-]	15.25
5 x 3 ÷ 0.2 = 75	145 [+] 1205 [=]	25.85
8 ÷ 4 x 3.7 +9 =16.40	5 [x] 3 [÷] 0.2 [=]	75.00
5 ⁴ = 625	8 [÷] 4 [x] 3.7 [+] 9 [=]	16.40
1 / 2 = 0.5	5 [x] [=] [=] [=]	625.000
$\frac{1}{(2 \times 5 - 6)} = 0.25$	2 [+] [=]	0.500
200+(P x 20%)=P	2 [x] 5 [-] 6 [÷] [=]	0.250
$P = \frac{200}{1-20\%} = 250$	200 [÷] 20 [MU]	250.
250-200 = 50	[MU]	50.

2. Cara melakukan kalkulasi dengan memory

 (12 x 4) - (20 ÷ 2) = 38	[AC] 12 [x] 4 [M+] 20 [÷] 2 [M-]	0. MI 10.
15 x 2 = 30	[MR]	MI 38.
20 x 3 = 60	[MC] [ON/C]	0.
25 x 4 = 100	15 [x] 2 [M+] 20 [x] 3 [M+]	MI 60.
(total A = 190)	25 [x] 4 [M+]	MI 100.
10 ÷ 5 = 2	[MR]	MI 190.
4 x 2 = 8	10 [÷] 5 [MII+] 4 [x] 2 [MII+]	MI 8.
(total B = 10)	[MII ^R C]	MI 10.
A ÷ B = 19	[MR] [+]	MI 190.
	[MII ^R C]	MI 10.
	[=]	MI 19.
	[AC]	0.


3. Cara kalkulasi dengan bilangan konstan

 2 + 3 = 5	2 [+] 3 [=]	5.00
4 + 3 = 7	4 [=]	7.00
 3 x 4.111 = 12.333	3 [x] 4.111 [=]	12.33
3 x 6 = 18	6 [=]	18.00


4. Penghapusan kalkulasi yang melewati

123456789012 x 10000	1234567890123	E 123'456'789'012.
= 1'234.56789012 x 10 ¹²	[→]	123'456'789'012.
	[x] 10000 [=]	E 1'234.56789012
	[AC]	0.

5. PERHITUNGAN MARK-UP & DOWN HARGA

 200+(P x 20%)=P	200 [÷] 20 [MU]	250.
$P = \frac{200}{1-20\%} = 250$	[MU]	50.
250-200 = 50		
125-(P x 20%)=P	125 [÷] 25 [+/-] [MU]	100.
$P = \frac{125}{1+25\%} = 100$	[MU]	25.
125-100 = 25		

6. PERSEN DELTA

 $\frac{180-150}{150} \times 100\%$	180 [-] 150 [MU]	20.
= 20%		

CITIZEN SDC-8780LII 是双重电池计算器(太阳能与电池供电),可以在任何光线下操作。


-自动关闭电源-

如果在十分钟左右不进行任何操作计算器的电源将会自动关闭。

-电池更换-

如果需要更换电池,打开下盖取出旧电池,将新电池放在电池槽中。


[AC]: 全部清除 [ON/C]: 开机/清除计算
 [MU]: 标价/降价 [->]: 末位删除键
 [M+]: 加法记忆键 [M-]: 减法记忆键
 [+/-]: 正负号改变键 [MR]: 显示记忆内容键
 [MC]: 清除记忆内容键
 [MII+] [MII-] [MII^R]: 第二组记忆键

 小数字设定开关

- F - 浮点小数模式

- 0 - 2 - 3 - 固定小数字模式

- A - 加位模式 自动在加法与减法计算中加入货币小数点

 四舍五入/无条件舍去 开关









显示屏各标志之意义:

MI: 第 1 组记忆 - : 负号


MII: 第 2 组记忆 E: 溢位 / 错误

1. 一般计算操作




在执行计算前,先按[AC] 键。

范例	按键操作	显示
 $1 \times 2 \times 3 = 6$	[AC] 1 [x] 2 [x] 3 [=]	0. 6.
 $8 - 3 = 5$	[ON/C] 8 [+] [-] 3 [=]	0. 5.
$7 \times 9 = 63$	7 [÷] [x] 9 [=]	63.
$2 \times 3 = 6$	2 [x] 2 [ON/C] 3[=]	6.
$2 + 4 + 6 = 12$	2 [+] 3 [+] 6 [AC] 2 [+] 4 [+] 6 [=]	0. 12.
1234×100	12345 [->]	1'234.
$= 123,400$	[x] 100 [=]	123'400.
$300 \times 27\% = 81$	300 [x] 27 [%]	81.
$\frac{11.2}{56} \times 100\% = 20\%$	11.2 [÷] 56 [%]	20.
$300 + (300 \times 40\%) = 420$	300 [+] 40 [%]	420.
$300 - (300 \times 40\%) = 180$	300 [-] 40 [%]	180.
 $\$14.90 + \$0.35 =$	1490 [+] 35 [-]	15.25
$\$1.45 + \$12.05 = \$25.85$	145 [+] 1205 [=]	25.85
 $5 \times 3 \div 0.2 = 75$	5 [x] 3 [÷] 0.2 [=]	75.00
 $8 \div 4 \times 3.7 + 9 = 16.40$	8 [÷] 4 [x] 3.7 [+] 9 [=]	16.40
 $5^4 = 625$	5 [x] [=] [=] [=]	625.000
 $1 / 2 = 0.5$	2 [+] [=]	0.500
$\frac{1}{(2 \times 5 - 6)} = 0.25$	2 [x] 5 [-] 6 [÷] [=]	0.250
 $200 + (P \times 20\%) = P$	200 [÷] 20 [MU]	250.
$P = \frac{200}{1 - 20\%} = 250$	[MU]	50.
$250 - 200 = 50$		

2. 记忆计算的操作

 $(12 \times 4) - (20 \div 2) =$	[AC]	0.
38	12 [x] 4 [M+] 20 [÷] 2 [M-]	MI 10.
	[MR]	MI 38.
	[MC] [ON/C]	0.
$15 \times 2 = 30$	15 [x] 2 [M+] 20 [x] 3 [M+]	MI 60.
$20 \times 3 = 60$	25 [x] 4 [M+]	MI 100.
$25 \times 4 = 100$	[MR]	MI 190.
(total A = 190)	10 [÷] 5 [MII+] 4 [x] 2 [MII+]	MI 8.
$10 \div 5 = 2$	[MII ^R]	MI 10.
$4 \times 2 = 8$	[MII ^R]	MI 190.
(total B = 10)	[MR] [+]	MI 10.
$A \div B = 19$	[MII ^R]	MI 10.
	[=]	MI 19.
	[AC]	0.


3. 常数计算

 $2 + 3 = 5$	2 [+] 3 [=]	5.00
 $4 + 3 = 7$	4 [=]	7.00
 $3 \times 4.111 = 12.333$	3 [x] 4.111 [=]	12.33
$3 \times 6 = 18$	6 [=]	18.00


4. 超出运算容量的消除

$123456789012 \times 10000$	1234567890123	E 123'456'789'012.
$= 1'234.56789012 \times 10^{12}$	[->]	123'456'789'012.
	[x] 10000 [=]	E 1'234.56789012
	[AC]	0.

5. 标价&降价计算

 $200 + (P \times 20\%) = P$	200 [÷] 20 [MU]	250.
$P = \frac{200}{1 - 20\%} = 250$	[MU]	50.
$250 - 200 = 50$		
$125 - (P \times 20\%) = P$	125 [÷] 25 [+/-] [MU]	100.
$P = \frac{125}{1 + 25\%} = 100$	[MU]	25.
$125 - 100 = 25$		

6. 差值百分比

 $\frac{180 - 150}{150} \times 100\%$	180 [-] 150 [MU]	20.
$= 20\%$		

*** POWER SUPPLY (전원 공급)**

Korean


CITIZEN 모형 SDC-8780LI은 어떠한 조명 상태에서도 작동하는 2중 전원(솔라 + 예비 배터리) 계산기입니다.
 -전원 자동 꺼짐 기능-
 계산기는 10 분 동안 아무런 키의 입력이 없을 경우, 자동으로 전원을 차단하도록 되어 있습니다.
 -배터리 교체-
 예비 배터리를 교체할 경우에는, 아래쪽 부분을 열어 사용 완료된 배터리를 빼내고 표시된 극성에 맞춰 새 배터리를 끼웁니다.

*** KEY INDEX (키 인덱스)**

Korean

[ON/C]: 전원 켜기 / 소거 키. [AC]: 모두 소거 키.
 [->]: 오른쪽 이동 키. [M+]: 메모리 값에 더하기 키.
 [M-]: 메모리 값에 빼기 키. [+/-]: ± 기호 변경 키.
 [MR]: 메모리 리콜 키. [MC]: 메모리 소거 키.
 [MU]: 마크업 / 마크다운 키

[MII+] [MII-] [MII[±]]: 두 번째 메모리 키

 소수점 위치 선택 스위치

- F - 부동 소수 모드

- 0-2-3 - 고정 소수 모드

- A - ADD-모드는 자동으로 가감 계산에서 두 번째 자리에 소수점을 추가한다.

 반올림 전환 스위치

각 기호의 내용은 다음과 같다:



MI : 첫 번째 메모리 표시. - : 빼기 (또는 음수)
 MII : 두 번째 메모리 표시. E : 범람 오류.

*** OPERATION EXAMPLES (조작의 예)**


Korean

1. 계산 예제



각(各) 계산을 수행하기 전에, [AC] 키를 누릅니다.

예	키 조작	표시
 1 x 2 x 3 = 6	[AC] 1 [x] 2 [x] 3 [=]	0. 6.
 8 - 3 = 5	[ON/C] 8 [+] [-] 3 [=]	0. 5.
7 x 9 = 63	7 [+] [x] 9 [=]	63.
2 x 3 = 6	2 [x] 2 [ON/C] 3 [=]	6.
2 + 4 + 6 = 12	2 [+] 3 [+] 6 [AC]	0. 12.
1234 x 100	2 [+] 4 [+] 6 [=]	1234.
= 123,400	12345 [->]	1'234.
300 x 27% = 81	[x] 100 [=]	123'400.
$\frac{11.2}{56} \times 100\% = 20\%$	300 [x] 27 [%]	81.
300 + (300 x 40%) = 420	11.2 [=] 56 [%]	20.
300 - (300 x 40%) = 180	300 [+] 40 [%]	420.
\$14.90 + \$0.35 = \$15.25	300 [-] 40 [%]	180.
\$1.45 + \$12.05 = \$13.50	\$14.90 [+] \$0.35 [-]	15.25
5 x 3 + 0.2 = 15.2	145 [+] 1205 [=]	25.85
8 ÷ 4 x 3.7 + 9 = 16.40	5 [x] 3 [+] 0.2 [=]	75.00
5 ⁴ = 625	8 [+>] 4 [x] 3.7 [+] 9 [=]	16.40
1 / 2 = 0.5	5 [x] [=] [=] [=]	625.000
$\frac{1}{(2 \times 5 - 6)} = 0.25$	2 [+] [=]	0.500
200 + (P x 20%) = P	2 [x] 5 [-] 6 [+>] [=]	0.250
P = $\frac{200}{1 - 20\%} = 250$	200 [+>] 20 [MU]	250.
250 - 200 = 50	[MU]	50.

2. 메모리 계산

 (12 x 4) - (20 ÷ 2) = 38	[AC] 12 [x] 4 [M+] 20 [+>] 2 [M-]	0. 10.
15 x 2 = 30	[MR]	38.
20 x 3 = 60	[MC] [ON/C]	0.
25 x 4 = 100	15 [x] 2 [M+] 20 [x] 3 [M+]	60.
(total A = 190)	25 [x] 4 [M+]	100.
10 ÷ 5 = 2	[MR]	190.
4 x 2 = 8	10 [+>] 5 [MII+] 4 [x] 2 [MII+]	8.
(total B = 10)	[MII [±]]	10.
A ÷ B = 19	[MR] [+>]	190.
	[MII [±]]	10.
	[=]	19.
	[AC]	0.


3. 상수 계산

 2 + 3 = 5	2 [+] 3 [=]	5.00
 3 x 4.111 = 12.333	4 [=]	7.00
3 x 6 = 18	3 [x] 4.111 [=]	12.33
	6 [=]	18.00


4. 범람 오류 소거

123456789012 x 10000 = 1'234.56789012 x 10 ¹²	1234567890123 E 123'456'789'012. [->] 123'456'789'012. [x] 10000 [=] E 1'234.56789012 [AC]	0.
--	---	----

5. 가격 마크업 및 마크다운 계산

 200 + (P x 20%) = P	200 [+>] 20 [MU]	250.
P = $\frac{200}{1 - 20\%} = 250$	[MU]	50.
250 - 200 = 50	125 [+>] 25 [+>-] [MU]	100.
125 - (P x 20%) = P	[MU]	25.
P = $\frac{125}{1 + 25\%} = 100$		
125 - 100 = 25		

6. 중분 퍼센트

 $\frac{180 - 150}{150} \times 100\% = 20\%$	180 [-] 150 [MU]	20.
---	------------------	-----

WEEE MARK

- En** If you want to dispose this product, do not mix with general household waste. There is a separate collection systems for used electronics products in accordance with legislation under the WEEE Directive (Directive 2002/96/EC) and is effective only within European Union.
- Ge** Wenn Sie dieses Produkt entsorgen wollen, dann tun Sie dies bitte nicht zusammen mit dem Haushaltsmüll. Es gibt im Rahmen der WEEE-Direktive innerhalb der Europäischen Union (Direktive 2002/96/EC) gesetzliche Bestimmungen für separate Sammelsysteme für gebrauchte elektronische Geräte und Produkte.
- Fr** Si vous souhaitez vous débarrasser de cet appareil, ne le mettez pas à la poubelle avec vos ordures ménagères. Il existe un système de récupération distinct pour les vieux appareils électroniques conformément à la législation WEEE sur le recyclage des déchets des équipements électriques et électroniques (Directive 2002/96/EC) qui est uniquement valable dans les pays de l'Union européenne. Les appareils et les machines électriques et électroniques contiennent souvent des matières dangereuses pour l'homme et l'environnement si vous les utilisez et vous vous en débarrassez de façon inappropriée.
- Sp** Si desea deshacerse de este producto, no lo mezcle con residuos domésticos de carácter general. Existe un sistema de recogida selectiva de aparatos electrónicos usados, según establece la legislación prevista por la Directiva 2002/96/CE sobre residuos de aparatos eléctricos y electrónicos (RAEE), vigente únicamente en la Unión Europea.
- It** Se desiderate gettare via questo prodotto, non mescolatelo ai rifiuti generici di casa. Esiste un sistema di raccolta separato per i prodotti elettronici usati in conformità alla legislazione RAEE (Direttiva 2002/96/CE), valida solo all'interno dell'Unione Europea.
- Du** Deponeer dit product niet bij het gewone huishoudelijk afval wanneer u het wilt verwijderen. Er bestaat ingevolge de WEEE-richtlijn (Richtlijn 2002/96/EG) een speciaal wettelijk voorgeschreven verzamelstelsel voor gebruikte elektronische producten, welk alleen geldt binnen de Europese Unie.
- Da** Hvis du vil skille dig af med dette produkt, må du ikke smide det ud sammen med dit almindelige husholdningsaffald. Der findes et separat indsamlingssystem for udtjente elektroniske produkter i overensstemmelse med lovgivningen under WEEE-direktivet (direktiv 2002/96/EC), som kun er gældende i den Europæiske Union.
- Por** Se quiser deitar fora este produto, não o misture com o lixo comum. De acordo com a legislação que decorre da Directiva REEE – Resíduos de Equipamentos Eléctricos e Electrónicos (2002/96/CE), existe um sistema de recolha separado para os equipamentos electrónicos fora de uso, em vigor apenas na União Europeia.
- Pol** Jeżeli zamierzasz pozbyć się tego produktu, nie wyrzucaj go razem ze zwykłymi domowymi odpadkami. Według dyrektywy WEEE (Dyrektywa 2002/96/EC) obowiązującej w Unii Europejskiej dla używanych produktów elektronicznych należy stosować oddzielne sposoby utylizacji.



JM74932-00F

Information for Users on Collection and Disposal of used Batteries.

The symbol in this information sheet means that used batteries should not be mixed with general household waste. For proper treatment, recovery and recycling of used batteries, please take them to applicable collection points. For more information about collection and recycling of batteries, please contact your local municipality, your waste disposal service or the point of sale where you purchased the items.



Information on Disposal in other Countries outside the European Union.

This symbol is only valid in the European Union. If you wish to discard used batteries, please contact your local authorities or dealer and ask for the correct method of disposal.

Free Manuals Download Website

<http://myh66.com>

<http://usermanuals.us>

<http://www.somanuals.com>

<http://www.4manuals.cc>

<http://www.manual-lib.com>

<http://www.404manual.com>

<http://www.luxmanual.com>

<http://aubethermostatmanual.com>

Golf course search by state

<http://golfingnear.com>

Email search by domain

<http://emailbydomain.com>

Auto manuals search

<http://auto.somanuals.com>

TV manuals search

<http://tv.somanuals.com>