

# Clarion®

Owner's manual  
Mode d'emploi  
Manual de instrucciones

## ■ Contents

### English

1. PRECAUTIONS.....	2
2. CONTROLS.....	3
3. FEATURES.....	4
4. DCP (Detachable Control Panel).....	4
5. HANDLING COMPACT DISCS.....	5
6. BUTTON TERMINOLOGY.....	6
7. REMOTE CONTROL (RDX555D only).....	7
8. OPERATION.....	9
9. TROUBLESHOOTING.....	16
10. SPECIFICATIONS.....	17

## ■ Table des matières

### Français

1. PRÉCAUTIONS.....	19
2. COMMANDES.....	3
3. CARACTÉRISTIQUES.....	20
4. CLAVIER DE COMMANDE AMOVIBLE (DCP).....	20
5. MANIPULATION DES DISQUES COMPACTS.....	21
6. NOMENCLATURE DES TOUCHES.....	22
7. TÉLÉCOMMANDE (RDX555D uniquement).....	23
8. FONCTIONNEMENT.....	25
9. DÉPISTAGE DES PANNES.....	32
10. SPÉCIFICATIONS.....	33

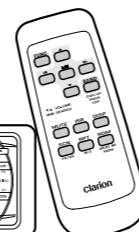
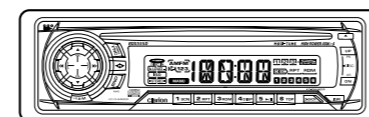
## ■ Índice

### Español

1. PRECAUCIONES.....	35
2. CONTROLES.....	3
3. CARACTERÍSTICAS.....	36
4. PANEL DE CONTROL DESMONTABLE (DCP).....	36
5. MANEJO DE LOS DISCOS COMPACTOS.....	37
6. NOMENCLATURA DE LOS BOTONES.....	38
7. CONTROLADOR REMOTO (RDX555D solamente).....	39
8. OPERACIÓN.....	41
9. SOLUCIÓN DE PROBLEMAS.....	48
10. ESPECIFICACIONES.....	49

C-BUS

COMPACT  
disc  
DIGITAL AUDIO



# RDX555D RDX455D

AM/FM CD PLAYER  
WITH CD/MD CHANGER CONTROL

RADIO AM/FM-LECTEUR CD  
AVEC PILOTAGE DE CHANGEUR CD/MD

RADIO AM/FM Y REPRODUCTOR CD  
CON CONTROL DE CAMBIADOR DE CD/MD

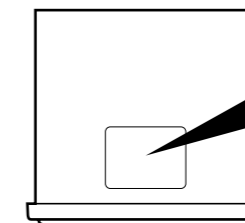
## 1. PRECAUTIONS

- When the inside of the car is very cold and the player is used soon after switching on the heater, moisture may form on the disc or the optical parts of the player and proper playback may not be possible. If moisture forms on the disc, wipe it off with a soft cloth. If moisture forms on the optical parts of the player, do not use the player for about one hour and the condensation will disappear naturally to allow normal operation.
- Driving on extremely bumpy roads which cause severe vibration may cause the sound to skip.
- This unit uses a precision mechanism. Even in the event that trouble arises, never open the case, disassemble the unit, or lubricate the rotating parts.


This equipment has been tested and found to comply with the limits for a Class B digital device, pursuant to Part 15 of the FCC Rules. These limits are designed to provide reasonable protection against harmful interference in a residential installation. This equipment generates, uses, and can radiate radio frequency energy and, if not installed and used in accordance with the instructions, may cause harmful interference to radio communications. However, there is no guarantee that interference will not occur in a particular installation. If this equipment does cause harmful interference to radio or television reception, which can be determined by turning the equipment off and on, the user is encouraged to consult the dealer or an experienced radio/TV technician for help.

## ⚠ CAUTION


USE OF CONTROLS, ADJUSTMENTS, OR PERFORMANCE OF PROCEDURES OTHER THAN THOSE SPECIFIED HEREIN, MAY RESULT IN HAZARDOUS RADIATION EXPOSURE. THE COMPACT DISC PLAYER SHOULD NOT BE ADJUSTED OR REPAIRED BY ANYONE EXCEPT PROPERLY QUALIFIED SERVICE PERSONNEL.



Bottom View of Source Unit



or



## INFORMATION FOR USERS:

CHANGES OR MODIFICATIONS TO THIS PRODUCT WILL VOID THE WARRANTY AND WILL VIOLATE FCC APPROVAL.

## Clarion Co., Ltd.

PE-2193B  
PE-2197B  
280-7280-01

All Rights Reserved. Copyright © 1999: Clarion Co., Ltd.  
Printed in China / Imprimé en Chine / Impreso en China

Be sure to unfold and read the next page.  
Veuillez déployer et vous référer à la page suivante.  
Cerciórese de desplegar y de leer la página siguiente.

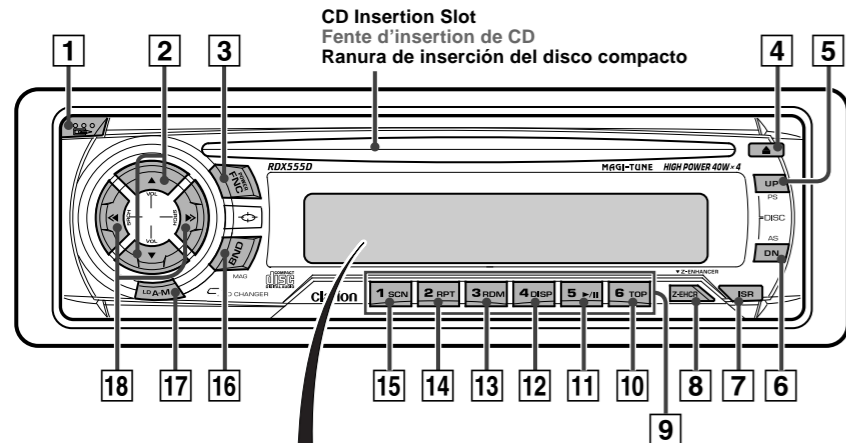
## 2. CONTROLS / COMMANDES / CONTROLES

**Note:** Be sure to unfold this page and refer to the front diagrams as you read each chapter.

**Remarque:** Veuillez déployer cette page et vous référer aux schémas quand vous lisez chaque chapitre.

**Nota:** Cuando lea los capítulos, despliegue esta página y consulte los diagramas.

### SOURCE UNIT / APPAREIL PILOTE / UNIDAD FUENTE



### DISPLAY AFFICHEUR VISUALIZADOR



**Note:** The illustration represents the model RDX555D.

**Remarque:** L'illustration représente le modèle RDX555D.

**Nota:** La ilustración muestra el modelo RDX555D.

## 3. FEATURES

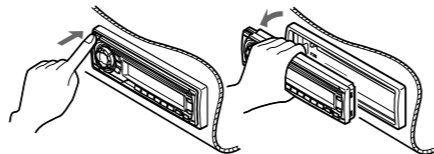
- DIN Chassis with Detachable Control Panel
- Z-Enhancer 3 Mode Sound Selector
- **MAGI-TUNE**® FM Reception System
- AM/FM Bands-1 AM, 3 FM/18 FM/6 AM Touchbutton Memory
- 8-Times Oversampling Digital Filter/Dual 1-Bit D/A Converters
- Zero-Bit Detector™ Mute Circuit
- Repeat/Random Play/Intro Music Scan
- Bass Control Center Frequency: 30 Hz/Boost Level: ±15 dB
- 140 W (35 W × 4) Maximum Power Output (RDX455D only)
- 4-Channel RCA Line Level Output with Fader Control (RDX555D only)
- 160 W (40 W × 4) Maximum Power Output (RDX555D only)

## 4. DCP (Detachable Control Panel)

The control panel can be detached to prevent theft. When detaching the control panel, store it in the included DCP case to prevent scratches. We recommend taking the detachable control panel with you when leaving the car.

### Removing the DCP

1. Turn off the power.
2. Press the DCP Release button **1**.



\* The DCP is unlocked.

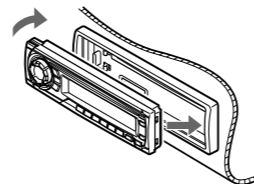
3. Remove the DCP.

### Attaching the DCP

Insert the DCP into the right side of the source unit and press the left side to lock it.

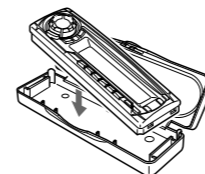
#### CAUTION

Do not insert the DCP from the left side. Doing so may damage it.



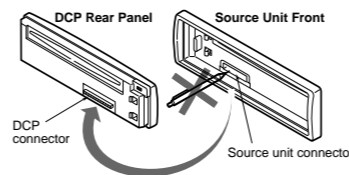
### Storing the DCP in the DCP Case

Hold the DCP, in the orientation as shown in the figure below, and put it into the supplied DCP case. (Ensure the DCP is in the correct orientation.)



#### CAUTION

- The DCP can easily be damaged by shocks. After removing it, place it in a protective case and be careful not to drop it or subject it to strong shocks.
- When the release button is pressed and the DCP is unlocked, the car's vibrations may cause it to fall. To prevent damage to the DCP, always store it in a protective case after detaching it.
- The rear connector that connects the source unit and the DCP is an extremely important part. Be careful not to damage it by pressing on it with fingernails, pens, screwdrivers, etc.



**Note:**

- If the DCP is dirty, wipe off with a soft, dry cloth only.

## 10. ESPECIFICACIONES

### Sintonizador de FM

Game de frecuencias: 87,9 MHz a 107,9 MHz  
Sensibilidad útil: 11 dBf  
Sensibilidad a 50 dB de silenciamiento: 17 dBf  
Selectividad de canal alternativo: 75 dB  
Separación estéreo (1 kHz): 35 dB  
Respuesta en frecuencia (±3 dB): 30 Hz a 15 kHz

### Sintonizador de AM

Respuesta en frecuencia: 530 kHz a 1.710 kHz  
Sensibilidad útil: 25 µV

### Reproductor de discos compactos

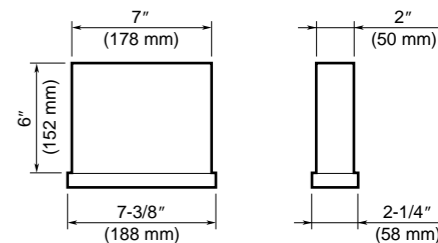
Sistema: Sistema de audio de discos compactos  
Discos utilizables: Discos compactos  
Respuesta en frecuencia: 10 Hz a 20 kHz (±1dB)  
Relación señal-ruido: 96 dB (1 kHz) IHF-A  
Gama dinámica: 95 dB (1 kHz)

### Audio

Salida de potencia máxima:  
160 W (40 W × 4 canales) (RDX555D)  
140 W (35 W × 4 canales) (RDX455D)  
Salida de potencia media continua:  
14 W × 4, con 4 Ω, 20 Hz a 20 kHz, 1% de distorsión armónica total  
Acción de control de graves (100 Hz): ±10 dB  
Acción de control de agudos (10 kHz): ±10 dB  
Salida de línea (con CA, 1 kHz, 10 kΩ):  
1,8 V (RDX555D) solamente

### Generales

Tensión de alimentación: 14,4 V CC (permisible de 10,8 V a 15,6 V), negativo a masa  
Consumo de corriente: Menos de 10 A  
Impedancia de los altavoces: 4 Ω (permisible de 4 Ω a 8 Ω)  
Peso: 3,97 lb. (1,8 kg)  
Dimensiones:



### Notas:

- Las especificaciones están de acuerdo con las normas de la EIA.
- Las especificaciones y el diseño están sujetos a cambio sin previo aviso por motivo de mejoras.

## Free Manuals Download Website

<http://myh66.com>

<http://usermanuals.us>

<http://www.somanuals.com>

<http://www.4manuals.cc>

<http://www.manual-lib.com>

<http://www.404manual.com>

<http://www.luxmanual.com>

<http://aubethermostatmanual.com>

Golf course search by state

<http://golfingnear.com>

Email search by domain

<http://emailbydomain.com>

Auto manuals search

<http://auto.somanuals.com>

TV manuals search

<http://tv.somanuals.com>