


CLASSEN[®]
MANUFACTURING, INC.

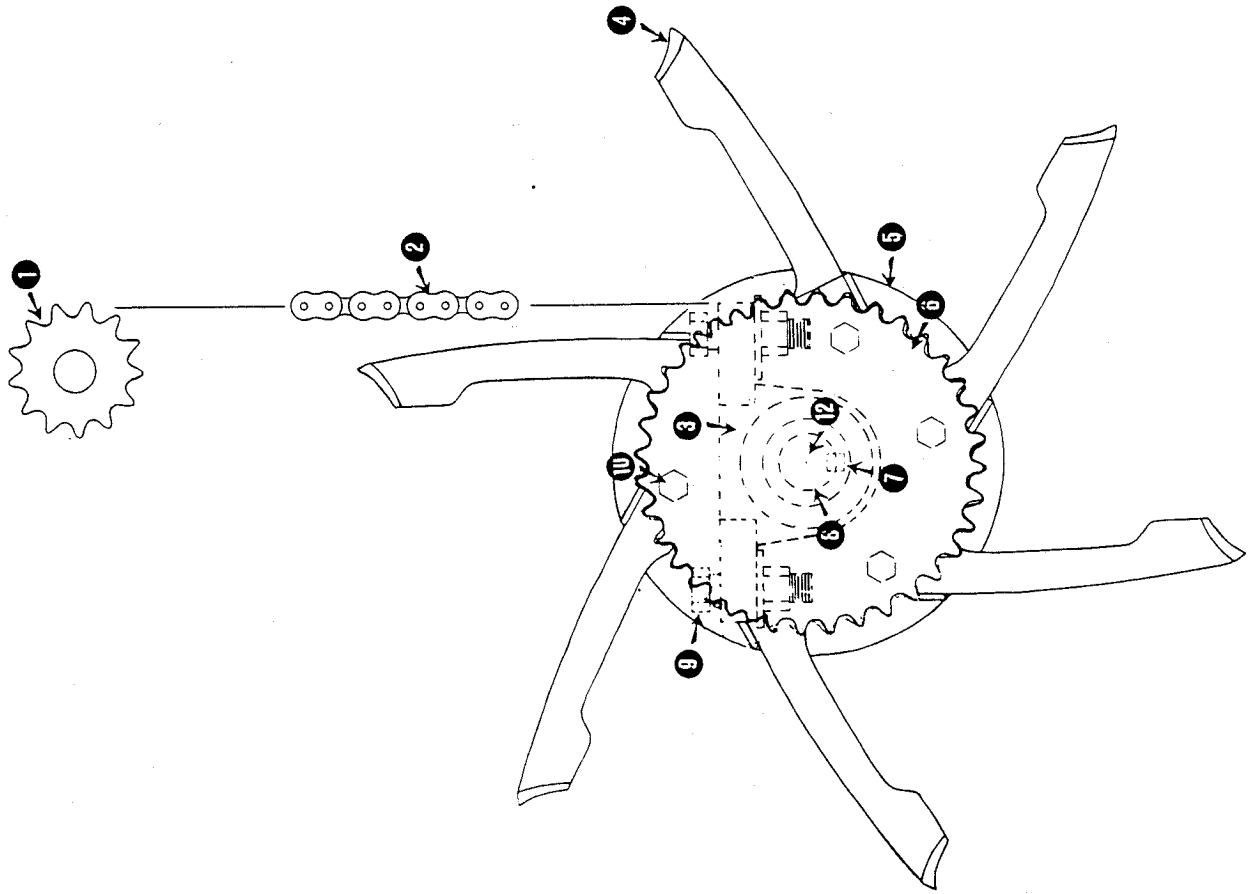
"TA - 15" TURF AERATOR



PARTS MANUAL

1403 So. Pine Industrial Road • Norfolk, NE 68701 • Telephone (402) 371-2294 • FAX (402)

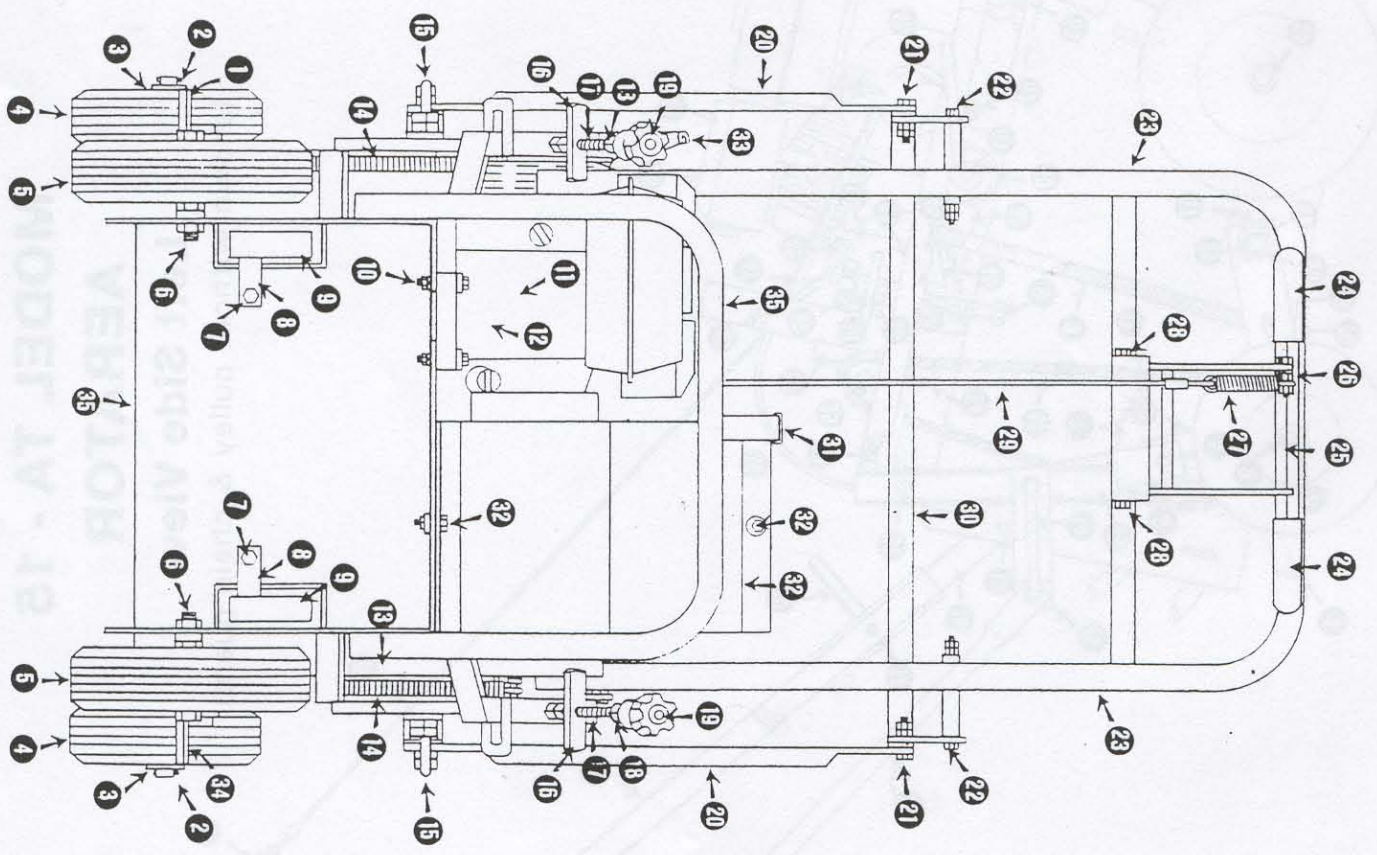
MODEL TA - 15 AERATOR Tine Drive Assembly



| KEY | PART. NO. | QTY. PER MACH. | DESCRIPTION |
|-----|-----------|----------------|---|
| 1 | 200017 | 1 | #40 X 13 SPROCKET & JACKSHAFT |
| 2 | 100088 | 1 | #40 CHAIN X 76 PITCHES |
| 3 | 100004 | 2 | 1" PILLLOW BLOCK with ECENTRIC COLLAR |
| 4 | 100032 | 24 | PLUGGING TINE |
| 5 | 700012 | 1 | TINE DISC SHAFT ASSEMBLY |
| 6 | 200009 | 1 | #40 X 36 SPROCKET W/1" HUB |
| 7 | 500004 | 1 | 3/4" X 3/4" X 1" KEY |
| 8 | 300043 | 1 | DRUMSHAFT SPACER |
| 9 | 500040 | 4 | 1/2" X 1 3/4" BOLT, FLAT WASHER & LOCKNUT |
| 10 | 500039 | 24 | 5/16" X 1 1/4" BOLT & LOCKNUT |
| 11 | 100025 | 1 | #40 CON. LINK (not shown) |
| 12 | 500102 | 1 | 5/16" X 1" FINE BOLT, LOCKWASHER & FENDERWASHER |

MODEL TA - 15 AERATOR Front View

| KEY | PART NO. | QTY. PER MACH. | DESCRIPTION |
|-----|----------|----------------|---|
| 1 | 400050 | 1 | REAR AXLE SUPPORT ARM - RIGHT SIDE |
| 2 | 500016 | 2 | 5/32" X 1 1/4" COTTER PIN |
| 3 | 500033 | 2 | 3/8" FLATWASHER |
| 4 | 100031 | 2 | 8" REAR TIRE ASSEMBLY |
| 5 | 100063 | 2 | 10" FRONT TIRE ASSEMBLY |
| 6 | 500108 | 2 | 3/8" X 4" FINE THREAD BOLT & 2 - JAW NUTS |
| 7 | 500024 | 2 | 3/8" X 1" BOLT, FLATWASHER & LOCKNUT |
| 8 | 300042 | 2 | WEIGHT STOP FLAT |
| 9 | 400052 | 2 | WEIGHT BAR |
| 10 | 500005 | 4 | 5/16" X 1 1/2" BOLT, LOCKWASHER & NUT |
| 11 | 100037 | 4 | 4.0 HP HONDA ENGINE WITH EXHAUST DEFLECTOR |
| 12 | 100094 | 1 | 3.5 HP BRIGGS & STRATTON I.C. ENGINE |
| 13 | 400049 | 1 | CHAIN GUARD & 3 - 5/16" X 3/4" BOLTS, 3 - LOCKWASHERS, 2 - FLATWASHERS & 2 - NUTS |
| 14 | 100040 | 2 | FRAME SPRING |
| 15 | 100090 | 2 | LEFT HANDLE, 4 - 1/2" NUTS & 3 - 1/2" LOCKNUTS |
| 16 | 400048 | 2 | ADJUSTER NUT |
| 17 | 100089 | 2 | 1/2" X 6" ADJ. BOLT |
| 18 | 500106 | 2 | 1/2" NUT |
| 19 | 100093 | 2 | 1/2" KNOB |
| 20 | 300041 | 2 | LINKAGE ARM |
| 21 | 500049 | 2 | 3/8" X 1 1/4" BOLT, FLATWASHER & 2 - LOCKNUT |
| 22 | 500103 | 2 | 3/8" X 4 1/2" BOLT & 2 - LOCKNUTS |
| 23 | 400045 | 1 | MAIN HANDLE |
| 24 | 100033 | 2 | RUBBER HAND GRIP - 1/8" X 3/4" |
| 25 | 400044 | 2 | CONTROL HANDLE |
| 26 | 500055 | 1 | 3/8" X 1 1/4" BOLT, LOCKWASHER, NUT & LOCKNUT |
| 27 | 100034 | 1 | CLUTCH CABLE SPRING |
| 28 | 500050 | 2 | 3/8" X 1 1/4" BOLT & 2 - LOCKNUTS |
| 29 | 200016 | 1 | CLUTCH CABLE |
| 30 | 400043 | 1 | LOWERING HANDLE |
| 31 | 100007 | 1 | RUBBER HAND GRIP - 1/2" X 1" |
| 32 | 400048 | 1 | PULLEY GUARD & 3 - 5/16" X 3/4" BOLTS, 3 - LOCKWASHERS, 3 - FLATWASHERS, 2 - NUTS |
| 33 | 100092 | 1 | RELEASE HANDLE |
| 34 | 400051 | 1 | REAR AXLE SUPPORT ARM - LEFT SIDE |
| 35 | 400047 | 1 | MAIN FRAME |
| 36 | 100074 | 1 | CLASSEN DECAL (not shown) |
| | 100074 | 1 | TA-15 DECAL (not shown) |
| | 100095 | 1 | ALL GUARDS MUST BE IN PLACE, ETC. (not shown) |
| | ~996 | 1 | DANGER, KEEP HANDS & FEET, ETC. (not shown) |
| | | 1 | TA-15 PARTS MANUAL (not shown) |
| | | 1 | TA-15/TA-19/TA-26 OPERATORS MANUAL (not shown) |

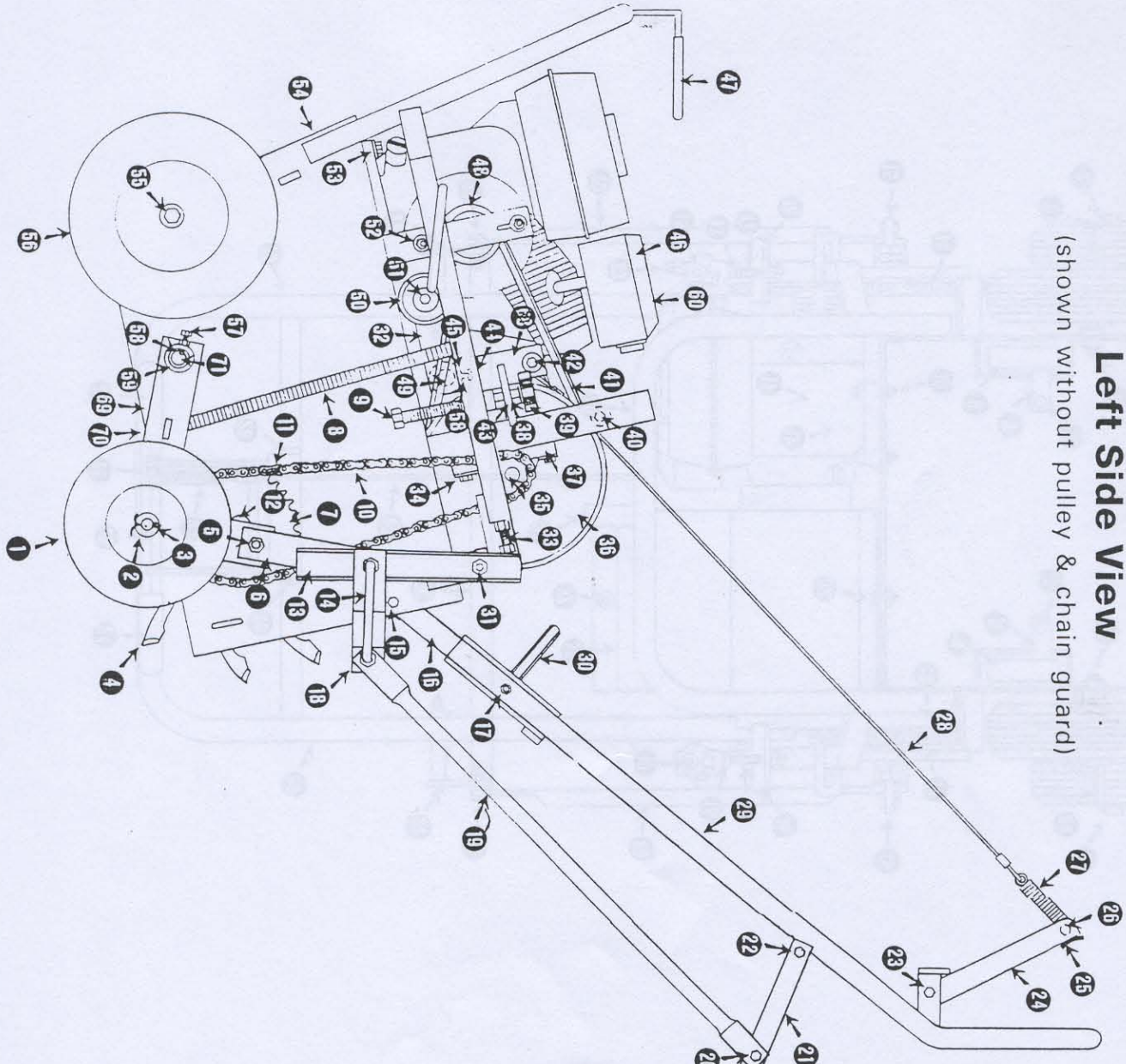


MODEL TA - 15

AERATOR

Left Side View

(shown without pulley & chain guard)



| KEY | PART NO. | QTY. PER MACH. | DESCRIPTION |
|-----|----------|----------------|---|
| 1 | 100031 | 2 | 8" REAR TIRE ASSEMBLY |
| 2 | 500053 | 2 | 58" FLATWASHER |
| 3 | 500016 | 2 | 5/2" X 1 1/4" COTTER PIN |
| 4 | 100032 | 24 | PLUGGING TINE |
| 5 | 500045 | 4 | 2 - 1/2" LOCKNUTS |
| 6 | 300040 | 2 | PIVOT FLAT |
| 7 | 200009 | 1 | 40 X 36 SPROCKET with 1" HUB |
| 8 | 100040 | 2 | FRAME SPRING |
| 9 | 100089 | 2 | 1/2" X 6" ADJ. BOLT |
| 10 | 100088 | 1 | #40 CHAIN X 76 PITCHES |
| 11 | 100025 | 1 | #40 CON. LINK |
| 12 | 500102 | 1 | 5/16" X 1 FINE BOLT, FENDERWASHER & LOCKWASHER |
| 13 | 400041 | 2 | PIVOT ARM |
| 14 | 100090 | 2 | LEFT HANDLE, 4 - 1/2" NUTS, & 3 - 1/2" LOCKNUTS |
| 15 | 500028 | 4 | 3/8" X 1 1/4" BOLT, LOCKWASHER & NUT |
| 16 | 400042 | 4 | LOWER HANDLE MOUNT |
| 17 | 100091 | 1 | SPADE ROD, 2 - 3/8" LOCKNUTS, 3 - 3/8" FLAT WASHERS, 1 - 3/16" X 1" ROLL PIN |
| 18 | 500034 | 2 | 1/2" FLAT WASHER |
| 19 | 300041 | 2 | LINKAGE ARM |
| 20 | 500049 | 2 | 3/8" X 1 1/4" BOLT, FLATWASHER, 2 LOCKNUTS |
| 21 | 400043 | 2 | LOWERING HANDLE |
| 22 | 500103 | 2 | 3/8" X 4 1/2" BOLT & 2 LOCKNUTS |
| 23 | 500050 | 2 | 3/8" X 1 1/4" BOLT & 2 LOCKNUTS |
| 24 | 400044 | 2 | CONTROL HANDLE |
| 25 | 100033 | 2 | RUBBER HAND GRIP 1 1/8" X 3/4" |
| 26 | 500055 | 1 | 3/8" X 1 1/4" BOLT, LOCKWASHER, NUT & LOCKNUT |
| 27 | 100034 | 1 | CLUTCH CABLE SPRING |
| 28 | 200016 | 1 | CLUTCH CABLE |
| 29 | 400045 | 1 | MAIN HANDLE |
| 30 | 100092 | 1 | RELEASE HANDLE |
| 31 | 500045 | 4 | 2 - 1/2" LOCKNUTS |
| 32 | 400021 | 2 | IDLER ARM |
| 33 | 500104 | 2 | 1/2" X 1 1/4" BOLT & NUT |
| 34 | 500010 | 4 | 5/16" X 1 1/2" BOLT, LOCKWASHER, 2 FLAT WASHERS |
| 35 | 200017 | 1 | #40 X 13 SPROCKET & JACKSHAFT |
| 36 | 100041 | 1 | 9" PULLEY with 1/2" HUB & 3/16" SQ. KEY |
| 37 | 100013 | 2 | 1/2" PULLEY with 3/4" HUB & 3/16" SQ. KEY |
| 38 | 500106 | 2 | 1/2" KNOB |
| 39 | 100039 | 2 | 3/8" X 2 1/2" BOLT, LOCKWASHER, 2 NUTS, 2 FLAT WASHERS |
| 40 | 500105 | 3 | B X 4 3/4" BELT |
| 41 | 100039 | 1 | 3/8" X 1" BOLT, LOCKNUT 2 FLAT WASHERS |
| 42 | 500107 | 2 | ADJUSTER NUT |
| 43 | 400046 | 2 | 1/2" X 3/4" BOLT & LOCKWASHER |
| 44 | 500001 | 1 | 1/2" X 28 GREASE ZERK |
| 45 | 100037 | 1 | 4.0 HP HONDA ENGINE with EXHAUST DEFLECTOR |
| 46 | 100007 | 1 | RUBBER HAND GRIP 1/4" X 1" |
| 47 | 100038 | 1 | 3" PULLEY with 3/4" HUB & 3/16" SQ. KEY X 1" |
| 48 | 100021 | 2 | BRASS BUSHINGS |
| 49 | 100021 | 2 | IDLER PULLEY |
| 50 | 100010 | 1 | 3/8" X 1 1/4" BOLT, LOCKWASHER & NUT |
| 51 | 500028 | 1 | 3/8" X 2 1/2" BOLT, LOCKWASHER, 2 NUTS & 2 FLAT WASHERS |
| 52 | 500105 | 3 | 5/16" X 1 1/2" BOLT, LOCKWASHER & NUT |
| 53 | 500005 | 4 | MAIN FRAME |
| 54 | 400047 | 1 | 58" X 4 FINE THREAD BOLT & 2 - JAM NUTS |
| 55 | 500108 | 2 | 10" FRONT TIRE ASSEMBLY |
| 56 | 100063 | 2 | 1/2" X 3/4" BOLT, NUT & LOCKWASHER |
| 57 | 500015 | 3 | 3/16" X 1" SQ. KEY |
| 58 | 500011 | 5 | 1/2" KEVED SHAFT |
| 59 | 200018 | 1 | 3.5 HP BRIGGS & STRATTON I.C. ENGINE |
| 60 | 100094 | 1 | CLASSEN DECAL. (not shown) |
| 61 | 100074 | 2 | TA-15 DECAL. (not shown) |
| 62 | 100095 | 2 | ALL GUARDS MUST BE IN PLACE, ETC. (not shown) |
| 63 | 100096 | 1 | TA-15 PARTS MANUAL. (not shown) |
| 64 | 100069 | 1 | TA-15 PARTS MANUAL. (not shown) |
| 65 | 100097 | 1 | TA-15 PARTS MANUAL. (not shown) |
| 66 | 400048 | 1 | 3 - LOCKWASHERS, 3 - FLAT WASHERS, 2 - NUTS |
| 67 | 400049 | 1 | CHAIN GUARD & 3 - 5/16" X 3/4" BOLTS, 3 - LOCKWASHERS, 2 - FLAT WASHERS, 2 - NUTS (not shown) |
| 68 | 400020 | 1 | CLUTCH ARM |
| 69 | 400050 | 1 | REAR AXLE SUPPORT ARM - RIGHT SIDE |
| 70 | 400051 | 1 | REAR AXLE SUPPORT ARM - LEFT SIDE |
| 71 | 500109 | 2 | 1/2" X 5/8" FINE BOLT, LOCKWASHER & FENDERWASHER |
| 72 | 100099 | 1 | TA-15/TA-19/TA-26 OPERATORS MANUAL. (not shown) |

Free Manuals Download Website

<http://myh66.com>

<http://usermanuals.us>

<http://www.somanuals.com>

<http://www.4manuals.cc>

<http://www.manual-lib.com>

<http://www.404manual.com>

<http://www.luxmanual.com>

<http://aubethermostatmanual.com>

Golf course search by state

<http://golfingnear.com>

Email search by domain

<http://emailbydomain.com>

Auto manuals search

<http://auto.somanuals.com>

TV manuals search

<http://tv.somanuals.com>