

RGE13 Features and Benefits

Form No. DRGE13-100 (01/2011)

Refrigerant System

- Environmentally friendly R410A refrigerant
- Copper tubing with enhanced fin coils
- External service gauge ports

Heat Exchanger

- Aluminized steel tapered S-curve
- Crimped no weld construction for longer life
- L models comply with California Energy Commission Low NOx regulations

Cabinet Construction

- Low profile, with compact footprint
- Insulation to minimize heat loss plus reduce sound
- Baked on pre painted steel cabinet finish
- Easy service access
- Wire grill protection
- One piece "no leak" top design

Blower

- Insulated compartment to reduce sound
- High efficiency multispeed motor for wide airflow range

Controls

- Solid state integrated blower control board with L.E.D. diagnostics
- Direct spark ignition



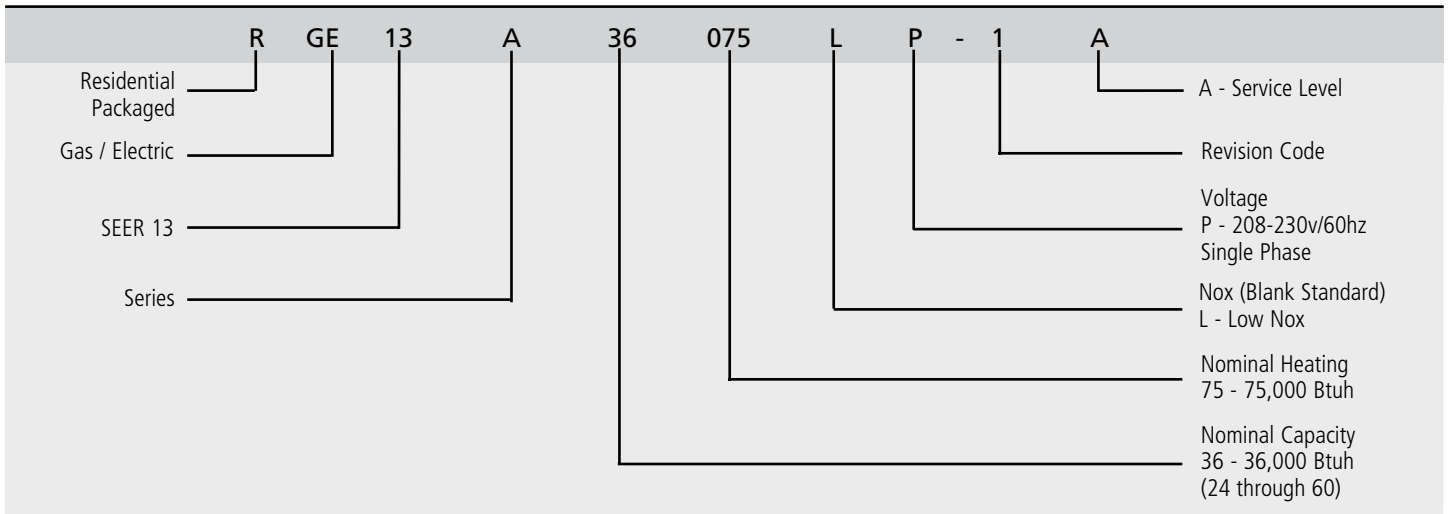
Installation

- Full perimeter base rail system for easy installation
- Horizontal or down discharge, duct covers provided
- Utility connections on "right side"
- Filter channels for 1" filter field provided

Warranty

- 10 year limited parts and compressor warranty/lifetime heat exchanger warranty available. See limited warranty document for details.

Model Number Guide



Electrical and Physical Data

Model	Voltage/HZ/Phase	Voltage Range	Min. Circuit Amp.	Max. Over Current Device (amps)	Compressor		Condenser Fan Motor			Indoor Blower Motor		Exhaust Motor		Refrig. Charge	Weight (lbs.)
					Rated Load (amps)	Locked Rotor (amps)	Rated Load (amps)	Rated HP	Nom. RPM	Rated Load (amps)	Rated HP	Rated Load (amps)	Rated HP		
RGE13A24050(L)	208-230/60/1	197-253	15.7	20	8.3	43	1.2	1/4	1075	4.1	1/2	0.7	1/30	82	370
RGE13A24075(L)															380
RGE13A30050(L)	208-230/60/1	197-253	19.3	25	11.2	54	1.2	1/4	1075	4.1	1/2	0.7	1/30	82	375
RGE13A30075(L)P															385
RGE13A36075(L)P	208-230/60/1	197-253	21.7	30	13.1	74	1.2	1/4	1075	4.1	1/2	0.7	1/30	117	405
RGE13A36100P															415
RGE13A42075(L)P	208-230/60/1	197-253	27.5	40	16.0	88	1.7	1/3	1075	5.8	3/4	0.7	1/30	102	435
RGE13A42100(L)P															445
RGE13A48100(L)P	208-230/60/1	197-253	28.4	40	16.7	84	1.7	1/3	1075	5.8	3/4	0.7	1/30	104	450
RGE13A48125P															460
RGE13A60100(L)P	208-230/60/1	197-253	38.7	60	25.0	134	1.7	1/3	1075	5.8	1	0.7	1/30	140	495
RGE13A60125P															505

Performance

Model	Cooling					Heating			
	BTUH	SEER	EER	S/T	CFM	Input BTUH	Output BTUH	Efficiency AFUE	Temp Rise Range °F
RGE13A24050(L)P	22,800	13.0	11.0	0.73	800	50,000	40,000	80%	30 - 60
RGE13A24075(L)P						75,000	60,000		35 - 65
RGE13A30050(L)P	28,000	13.0	11.0	0.74	1000	50,000	40,000	80%	30 - 60
RGE13A30075(L)P						75,000	60,000		35 - 65
RGE13A36075(L)P	34,000	13.0	11.0	0.71	1200	75,000	60,000	80%	35 - 65
RGE13A36100P						100,000	80,000		45 - 75
RGE13A42075(L)P	40,000	13.0	11.0	0.75	1400	75,000	60,000	80%	30 - 60
RGE13A42100(L)P						100,000	80,000		40 - 70
RGE13A48100(L)P	46,000	13.0	11.0	0.75	1600	100,000	80,000	80%	40 - 70
RGE13A48125P						125,000	100,000		45 - 75
RGE13A60100(L)P	56,000	13.0	11.0	0.72	1800	100,000	80,000	80%	40 - 70
RGE13A60125P						125,000	100,000		45 - 75

Blower Performance

Model	Blower Tap* (1 - 5)	CFM @ ext. Static Pressure in in. wc without filter, dry coil							
		0.1	0.2	0.3	0.4	0.5	0.6	0.7	0.8
RGE13A24*** (L)P	1	500	480	420	340	290	240	---	---
	2	830	790	760	710	640	600	560	520
	3	950	920	890	850	810	740	700	660
RGE13A30*** (L)P	1	630	550	470	420	380	320	---	---
	2	1020	990	960	920	890	850	790	740
	3	1100	1060	1030	1010	990	950	900	840
RGE13A36*** (L)P	1	760	680	600	550	490	---	---	---
	2	1250	1210	1180	1130	1090	1060	1010	960
	3	1370	1330	1280	1250	1210	1170	1120	1040
RGE13A42*** (L)P	1	860	780	710	660	600	560	---	---
	2	1460	1400	1340	1280	1230	1180	1140	1100
	3	1600	1560	1500	1450	1400	1320	1230	1150
RGE13A48*** (L)P	1	970	890	820	780	740	680	---	---
	2	1680	1640	1590	1540	1450	1330	1260	1180
	3	1890	1820	1730	1620	1540	1430	1300	1210
RGE13A60*** (L)P	1	1200	1130	1070	990	930	860	-	-
	2	1870	1840	1800	1760	1700	1650	1600	1550
	3	2010	1970	1930	1890	1850	1810	1760	1700

Add .10 Duct Static for Downflow CFM

* Tap 1 - Fan Only
 Tap 2 - Low Static Cooling
 Tap 3 - High Static Cooling

Taps 4 & 5 designed for Heating mid point temperature rise @:
 Tap 4 - Nominal .2 ESP
 Tap 5 - Nominal .5 ESP

Cooling Performance Extended Ratings

Model	Indoor Temp DB/WB °F	Outdoor Temp - DB°F														
		65°			82°			95°			105°			115°		
		Btuh	S/T	kW	Btuh	S/T	kW	Btuh	S/T	kW	Btuh	S/T	kW	Btuh	S/T	kW
RGE13A24	85/72	27,800	0.59	1.66	25,900	0.61	1.90	24,400	0.63	2.09	22,800	0.67	2.23	21,600	0.71	2.24
	80/67	26,400	0.65	1.65	24,900	0.68	1.89	22,800	0.71	2.07	21,600	0.75	2.19	17,700	0.82	2.18
	75/63	25,100	0.69	1.64	22,500	0.71	1.87	20,500	0.73	2.04	18,100	0.81	2.15	15,000	0.88	2.14
	75/57	23,000	1.00	1.62	21,500	1.00	1.85	20,300	1.00	2.03	18,400	1.00	2.15	15,400	1.00	2.14
RGE13A30	85/72	36,100	0.60	2.04	33,200	0.63	2.35	31,100	0.65	2.58	28,200	0.68	2.74	25,300	0.71	2.79
	80/67	34,100	0.67	2.02	31,200	0.71	2.33	28,000	0.74	2.55	25,100	0.80	2.66	21,700	0.82	2.73
	75/63	32,400	0.70	2.01	28,200	0.75	2.29	25,000	0.79	2.51	22,000	0.84	2.65	18,900	0.89	2.68
	75/57	29,700	1.00	1.98	26,900	1.00	2.27	24,900	1.00	2.50	22,100	1.00	2.64	19,300	1.00	2.68
RGE13A36	85/72	39,000	0.62	2.35	37,500	0.64	2.77	36,300	0.65	3.10	34,200	0.68	3.43	31,900	0.70	3.48
	80/67	36,800	0.69	2.34	36,100	0.71	2.73	34,000	0.72	3.09	31,000	0.76	3.33	29,000	0.78	3.47
	75/63	35,600	0.72	2.33	32,900	0.75	2.74	30,700	0.77	3.06	28,500	0.80	3.38	26,100	0.83	3.44
	75/57	32,000	1.00	2.29	31,000	1.00	2.71	30,300	1.00	3.03	28,100	1.00	3.35	25,800	1.00	3.40
RGE13A42	85/72	51,800	0.63	2.81	47,800	0.66	3.27	44,800	0.68	3.64	41,000	0.70	3.89	37,100	0.72	3.88
	80/67	48,900	0.70	2.80	44,500	0.73	3.24	40,000	0.76	3.57	36,500	0.80	3.81	30,800	0.85	3.76
	75/63	46,100	0.73	2.79	40,900	0.76	3.19	37,000	0.79	3.50	32,000	0.86	3.73	27,000	0.92	3.70
	75/57	42,500	1.00	2.74	38,600	1.00	3.17	35,600	1.00	3.50	31,500	1.00	3.72	27,400	1.00	3.68
RGE13A48	85/72	58,200	0.64	3.30	53,700	0.66	3.83	50,300	0.68	4.23	44,800	0.72	4.49	39,300	0.75	4.52
	80/67	54,900	0.70	3.27	51,500	0.71	3.79	46,000	0.76	4.18	41,500	0.80	4.39	33,300	0.86	4.39
	75/63	51,600	0.73	3.24	45,900	0.77	3.74	41,500	0.80	4.12	34,900	0.86	4.33	28,400	0.91	4.32
	75/57	47,800	1.00	3.20	43,900	1.00	3.71	40,900	1.00	4.10	35,300	1.00	4.31	29,600	1.00	4.30
RGE13A60	85/72	67,500	0.62	3.83	63,500	0.64	4.54	60,700	0.65	5.08	56,500	0.66	5.65	52,200	0.67	5.60
	80/67	63,600	0.68	3.80	59,800	0.71	4.45	56,000	0.72	5.06	54,300	0.74	5.62	47,000	0.77	5.58
	75/63	60,300	0.71	3.77	55,500	0.73	4.48	52,200	0.75	5.02	47,300	0.78	5.57	42,400	0.81	5.52
	75/57	53,400	1.00	3.73	49,200	1.00	4.43	46,200	1.00	4.97	42,100	1.00	5.54	38,300	1.00	5.49

Dimensions (in.)

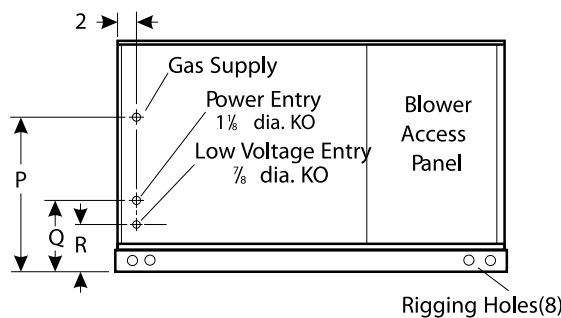
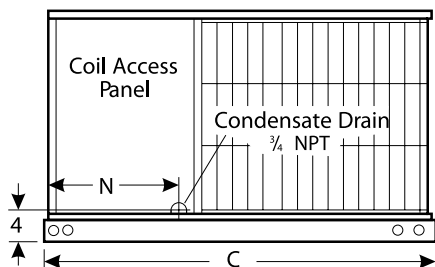
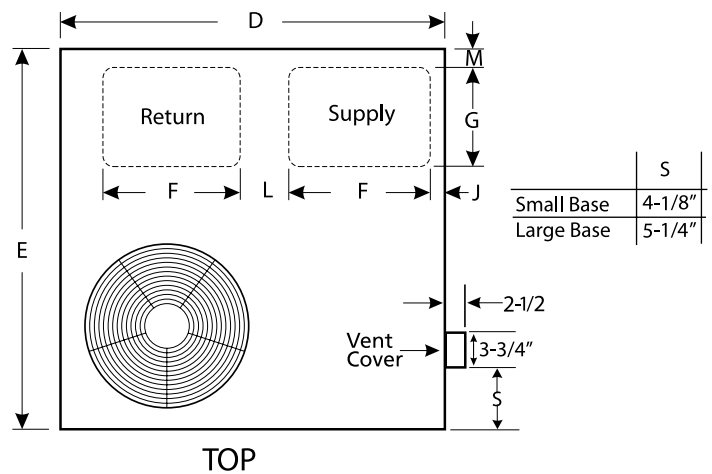
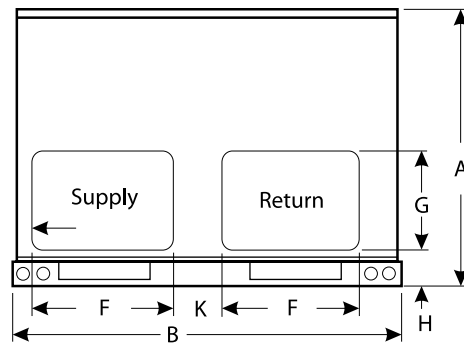
Model No.	A	B	C	D	E	F
RGE13-24	32-1/2	46-1/2	46-1/2	45-5/8	45-5/8	17-1/2
RGE13-30						
RGE13-36						
RGE13-42	34-1/2	55-1/2	50-1/2	54-5/8	49-5/8	21-1/2
RGE13-48						
RGE13-60						

Model No.	G	H	J	K	L
RGE13-24	11-1/2	5-1/2	1-5/8	4	4
RGE13-30					
RGE13-36					
RGE13-42	12	5-1/2	1-5/8	6-1/4	5-5/8
RGE13-48					
RGE13-60					

Model No.	M	N	P	Q	R
RGE13-24	1-3/4	15-5/8	20-1/2	9-7/8	9-3/8
RGE13-30					
RGE13-36					
RGE13-42	2-3/8	17-1/8	20-3/4	10-3/8	6
RGE13-48					
RGE13-60					

Minimum clearances to combustible material

A L L M O D E L S	Front	24"
	Left Side	12"
	Right Side	15"
	Back	2"
	Above	48"



Sound Ratings

Model	Sound
	dBA
RGE13A24***(L)P	78
RGE13A30***(L)P	79
RGE13A36***(L)P	78
RGE13A42***(L)P	80
RGE13A48***(L)P	80
RGE13A60***(L)P	80

Accessories

Description	Where Used	Catalog No.
Short Cycle Protector	All Units	47J27
LP GAS Conversion	All Units	ALPKT533-3
Roof Curbs	24, 30 & 36	ACURB160-1
Roof Curbs	42, 48 & 60	ACURB162-1
Manual Fresh Air Damper	24,30,36	ADMPR145-1
Manual Fresh Air Damper	42,48,60	ADMPR166-1
Motorized Fresh Air Damper	24,30,36	ADMPR146-1
Motorized Fresh Air Damper	42,48,60	ADMPR167-1
Downflow Economizer	24,30,36	AECON825-1
Downflow Economizer	42,48,60	AECON826-1
Horizontal Economizer	24,30,36	AECON827-1
Horizontal Economizer	42,48,60	AECON828-1

Field Provided 1" Filter Dimensions

Small Base	2, 2.5, 3 Ton	24" width 28" height
Large Base	3.5, 4, 5 Ton	30" width 30" height

DucaneTM
AIR CONDITIONING
AND HEATING

www.ducanehvac.com
1-800-448-5872



All specifications and illustrations subject to change without notice and without incurring obligations.

Free Manuals Download Website

<http://myh66.com>

<http://usermanuals.us>

<http://www.somanuals.com>

<http://www.4manuals.cc>

<http://www.manual-lib.com>

<http://www.404manual.com>

<http://www.luxmanual.com>

<http://aubethermostatmanual.com>

Golf course search by state

<http://golfingnear.com>

Email search by domain

<http://emailbydomain.com>

Auto manuals search

<http://auto.somanuals.com>

TV manuals search

<http://tv.somanuals.com>