

**Register your product online at  
www.dymo.com/register  
to learn more about  
DYMO Cool Clicks™  
and be eligible for great offers.**

Distributed by: DYMO Corporation, Stamford, CT  
© 2006 DYMO Corporation. Cool Clicks is a trademark of DYMO Corporation. A Division of Newell Rubbermaid.

A2195a-US

## Limited One Year Warranty

DYMO Corporation ("DYMO") warrants to the Original Consumer Purchaser ("Purchaser"), the DYMO Electronic Labelmaker to be free from defect in materials and workmanship for a period of one year from the date of purchase. Proof of Purchase is required. This warranty is not transferable.

DYMO will repair or replace, at no charge to the Purchaser, any DYMO Electronic Labelmaker which is proven to be defective under normal use and service. This warranty shall not apply to any DYMO Electronic Labelmaker which has been subject to accident, alteration, abuse, misuse, or improper maintenance or repair.

### DISCLAIMER OF WARRANTY

DYMO SHALL NOT BE LIABLE FOR ANY IMPLIED WARRANTIES OF FITNESS, MERCHANTABILITY OR OTHERWISE BEYOND ONE YEAR FROM THE ORIGINAL DATE OF PURCHASE.

DYMO SHALL NOT BE LIABLE FOR ANY INDIRECT, INCONSEQUENTIAL OR INCIDENTAL DAMAGES.

SOME STATES DO NOT ALLOW LIMITATIONS ON HOW LONG AN IMPLIED WARRANTY LASTS NOR THE EXCLUSION OR LIMITATION OF INCIDENTAL OR CONSEQUENTIAL DAMAGES, SO THE ABOVE LIMITATION OR EXCLUSION MAY NOT APPLY TO YOU.

This warranty gives you specific legal rights, and you may also have other rights which may vary from state to state.

For service under this warranty please call DYMO Technical Support at 1 (203) 588-2500.

Download from [Www.Somanuals.com](http://Www.Somanuals.com). All Manuals Search And Download.

## How to service your Labelmaker:

1. Please make sure you have the following information at hand:

Date of purchase: \_\_\_\_\_

Name: \_\_\_\_\_

Address: \_\_\_\_\_  
\_\_\_\_\_  
\_\_\_\_\_

Telephone: \_\_\_\_\_

Purchased from: \_\_\_\_\_

2. Contact DYMO Technical Support USA/Canada:

Phone: (203) 588-2500

Fax: (203) 588-2560

Email: [support@dymo.com](mailto:support@dymo.com)

3. Make sure to give a detailed explanation of the problem you are having and follow the instructions of the Technical Representatives.

Please feel free to submit any questions that you have via our website at

[www.dymo.com](http://www.dymo.com).



## CONTENTS:

- Cool Clicks Talking Labelmaker
- 2 Cool Clicks Label Rolls
- Instruction Booklet with Warranty Information

DYMO Corporation, 44 Commerce Road, Stamford, CT 06902

## Battery Safety

DYMO Cool Clicks™ requires 2 “AAA” alkaline batteries. Batteries are small objects and must be installed/replaced by adults.

- Batteries are to be inserted with the correct polarity (+/-) as indicated on the battery compartment
- Exhausted batteries are to be promptly removed from the product
- Only batteries of the same or equivalent type as recommended are to be used
- DO NOT mix old and new batteries
- DO NOT mix different types of batteries (i.e. alkaline, standard (carbon-zinc) or rechargeable (nickel-cadmium))
- DO NOT use rechargeable batteries
- DO NOT recharge non-rechargeable batteries
- DO NOT short-circuit the supply terminal
- DO NOT dispose of batteries in fire, as batteries may explode or leak

## Loading the Batteries



Open back cover



Unscrew battery door




Insert batteries as shown



Screw battery door closed

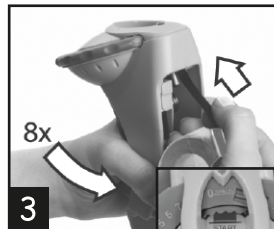
## Loading Your Cool Clicks Labels



Extend label



Feed label into guide




Squeeze trigger to advance label to START position  
(Repeat for each new label)




Place cassette into position  
Close back cover



## Using Your Cool Clicks



Choose your letter



Squeeze trigger FULLY for voice and best quality embossing



Select ✂ scissors and squeeze trigger to cut



Use tab-cut to remove backing

**DO NOT** turn wheel and squeeze trigger at the same time

## Free Manuals Download Website

<http://myh66.com>

<http://usermanuals.us>

<http://www.somanuals.com>

<http://www.4manuals.cc>

<http://www.manual-lib.com>

<http://www.404manual.com>

<http://www.luxmanual.com>

<http://aubethermostatmanual.com>

Golf course search by state

<http://golfingnear.com>

Email search by domain

<http://emailbydomain.com>

Auto manuals search

<http://auto.somanuals.com>

TV manuals search

<http://tv.somanuals.com>