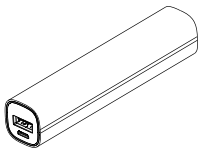


Mobile Battery Pack

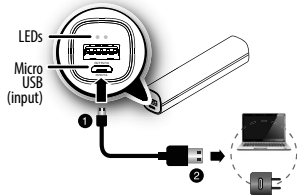


Package Contents

- Mobile Battery Pack
- Micro USB Charging Cable
- Quick Setup Guide

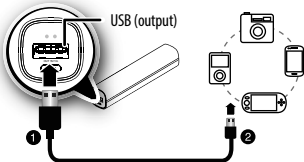
Charging the mobile battery

Fully charge your mobile battery pack before using it for the first time.



- 1 Plug the small end of the USB cable into the mobile battery's microUSB port (input).
- 2 Plug the large end of the included USB cable into a standard USB port on your computer, car charger, or wall charger (not included). The mobile battery automatically begins charging.

Charging your electronic device



- 1 Plug the large end of the USB cable into the mobile battery's USB port (output).
- 2 Plug the small end of USB cable into your device. The mobile battery automatically begins charging your device.

Recharge the mobile battery when the LED starts blinking.

Note: If your device requires a different connector than the one provided, use the cable that came with your device

Before using your new product, please read these instructions to prevent any damage.

While charging your battery pack

Charging: Solid red LED on
Fully charged: Solid blue LED on

While charging your device

Battery pack outputting power: Solid blue LED on

Battery pack down to less than 25% capacity: Flashing red LED

Specifications

- Input: 5V, 1A
- Output: 5V, 1A
- Capacity: 2200mAh

Safety Information/Caution

- 1 Do not expose your mobile battery pack and accessories to heat, fire, or water.
- 2 Do not modify, disassemble, open, drop, crush, puncture, or shred the internal battery.
- 3 Do not connect a cable to the microUSB (input) and USB (output) ports at the same time.
- 4 This is not a toy. Young children should be supervised to make sure that they do not play with the mobile battery.
- 5 Do not use the mobile battery while charging is in progress.
- 6 Recharge the mobile battery before use if it has not been used for more than 90 days.

This product is safe for regular use under normal conditions. As with any device using electrical power, some situations may be unsafe and injuries or damages could result. To minimize or avoid unsafe conditions, please read and follow the instructions before using.

FCC Statement:

This equipment has been tested and found to comply with the limits for a Class B digital device, pursuant to part 15 of the FCC Rules.

These limits are designed to provide reasonable protection against harmful interference in a residential installation. This equipment generates, uses and can radiate radio frequency energy and, if not installed and used in accordance with the instructions, may cause harmful interference to radio communications. However, there is no guarantee that interference will not occur in a particular installation. If this equipment does cause harmful interference to radio or television reception, which can be determined by turning the equipment off and on, the user is encouraged to try to correct the interference by one or more of the following measures:

- Reorient or relocate the receiving antenna.
- Increase the separation between the equipment and receiver.
- Connect the equipment into an outlet on a circuit different from that to which the receiver is connected.
- Consult the dealer or an experienced radio/TV technician for help.

This device complies with Part 15 of the FCC Rules. Operation is subject to the following two conditions: (1) this device may not cause harmful interference, and (2) this device must accept any interference received, including interference that may cause undesired operation.

FCC Caution

Changes or modifications not expressly approved by the party responsible for compliance could void the user's authority to operate the equipment.

ICES Statement

CAN ICES-3 (B)/NMB-3 (B)

One-year limited warranty

Visit www.dynexproducts.com for details.

Contact Dynex:

For customer service, call
800-305-2204 (U.S. and Canada) or
01-800-926-3020 (Mexico)
www.dynexproducts.com

DYNEX is a trademark of Best Buy and its affiliated companies.
Registered in some countries. Distributed by Best Buy Purchasing, LLC
7601 Penn Ave South, Richfield, MN 55423 U.S.A.
©2014 Best Buy. All rights reserved.
Made in China

Free Manuals Download Website

<http://myh66.com>

<http://usermanuals.us>

<http://www.somanuals.com>

<http://www.4manuals.cc>

<http://www.manual-lib.com>

<http://www.404manual.com>

<http://www.luxmanual.com>

<http://aubethermostatmanual.com>

Golf course search by state

<http://golfingnear.com>

Email search by domain

<http://emailbydomain.com>

Auto manuals search

<http://auto.somanuals.com>

TV manuals search

<http://tv.somanuals.com>