

# **Cobra**<sup>®</sup> **microTALK**<sup>®</sup>

Operating Instructions for your

 **Cobra**<sup>®</sup> **microTALK**<sup>®</sup>

## 2-Way Radio

FRS 110



Nothing comes close to a Cobra<sup>™</sup>

Download from [Www.Somanuals.com](http://www.Somanuals.com). All Manuals Search And Download.

# The Family Radio Service Story

# How to Use Your Cobra® **microTALK®** 2-Way Radio

## The Family Radio Service Story

Ever wish you could talk to someone who wasn't within earshot? Like contacting ski partners back at the lodge? Or letting a friend know how to find you in a busy mall? Cobra®'s microTALK® FRS 110 is a great way for friends or family to increase their fun—and safety—by staying in touch while on the go.

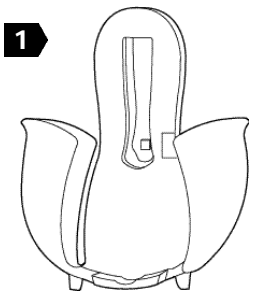
The FCC (Federal Communications Commission) has created 14 license free frequency bands, or channels, called Family Radio Service (FRS) frequencies. These channels are in the UHF (Ultra High Frequency) band which means great penetration through buildings, thick forests, hills, and other dense structures. They are also FM (Frequency Modulation) signals which means crystal clear reception even in crowded noisy environments.

## FCC Warnings

Replacement or substitution of transistors, regular diodes or other parts of a unique nature, with parts other than those recommended by Cobra®, may cause a violation of the technical regulations of part 95 of the FCC Rules, or violation of Type Acceptance requirements of Part 2 of the Rules.

## Included with your microTALK®

1 ▣ Holster/Belt Clip/Desk Stand



## Contents

<b>Features</b> .....	1
<b>The FRS Story</b> .....	A1
FCC Warnings	
Included Accessories	
<b>Controls &amp; Indicators</b> .....	A2
<b>Our Thanks to You</b> .....	A3
Customer Support.....	A3
<b>Operating your microTALK®</b>	
Battery Installation.....	2
Turning On.....	3
Illuminating the Display.....	3
Auto Squelch.....	4
Maximum Range Extender/Auto Monitor.....	4
Select Channel.....	5
Auto Battery Save.....	5
Calling Another Party.....	6
Talking To Another Party.....	7
Talk Confirmation Tone.....	8
Listening For Another Party.....	8
microTALK® Range.....	9
Making Life Easier And Safer.....	10
Holster-Belt Clip/Desk Stand.....	11
External Microphone/Speaker Jack.....	12
<b>Caring for Your microTALK®</b> .....	14
<b>Frequency Ranges</b> .....	16
<b>microTALK® Specifications</b> .....	16
<b>Limited Two Year Warranty</b> .....	18
<b>Optional Accessories</b> .....	19
<b>Order Form</b> .....	20
<b>If You Think You Need Service</b> .....	Back Cover

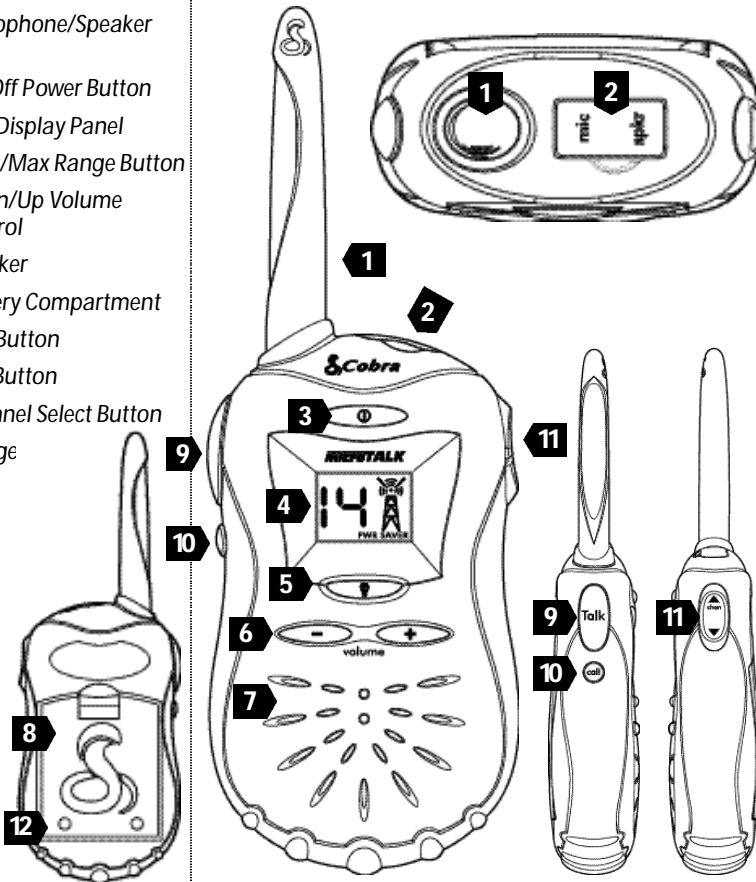
## Features of This Product

- Two-way static-free radio with up to a 2 mile range
- 14 channels
- SuperFlex™ antenna
- Holster belt clip
- Roger beep confirmation tone
- Backlit LCD
- Speaker/Microphone jacks

# Controls and Indicators

# Our Thanks to You

1. Antenna
2. Microphone/Speaker Jack
3. On/Off Power Button
4. LCD Display Panel
5. Light/Max Range Button
6. Down/Up Volume Control
7. Speaker
8. Battery Compartment
9. Talk Button
10. Call Button
11. Channel Select Button
12. Charge



Thank you for purchasing the Cobra® FRS 110 2-way Radio. Properly used, this Cobra® product will give you many years of reliable service.

## Customer Support

Should you encounter any problems with the product or not understand its many features, please refer to this owner's manual. If, after referring to the manual, you still need help, call Cobra® Customer Service at 773.889.3087.

## Cobra® Customer Service

Live operators are available  
M-F 8:00 am - 6:00 pm CST  
at: 773.889.3087


Automated Technical  
Assistance available 24  
hours a day, seven days a  
week. E-mail questions to:  
[productinfo@cobra.com](mailto:productinfo@cobra.com)

Cobra® on the World Wide  
Web: Frequently Asked  
Questions (FAQ) can be  
found on-line at:  
[www.cobra.com](http://www.cobra.com)

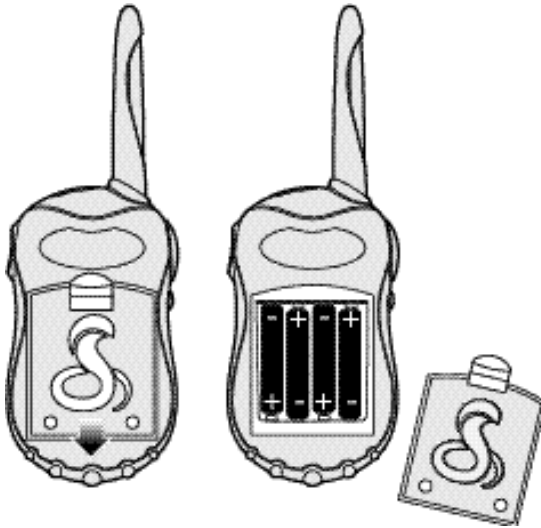
## Battery Installation

### Note

Always use high quality alkaline batteries.

When batteries are low the  indicator will blink.


### Install Batteries



- 1 Pull lock tab down to remove battery cover.
- 2 Insert four "AAA" batteries. Position batteries according to polarity markings.

### Turning On Your microTALK®



- 1 Push and hold the  POWER button for 2 seconds. An audible "tone" will indicate the unit is on.

### Illuminating the Display



- 1 Push and release  LIGHT/MAX RANGE button to illuminate display for ten seconds.

### Turning On Your microTALK®

### Note

Whenever the unit is on you can receive communications.

### Illuminating the Display

## Auto Squelch

### Auto Squelch

Your microTALK® is equipped with Auto Squelch, which automatically shuts off weak transmissions and unwanted noise due to terrain conditions or if you have reached your range limit.

## Maximum Range Extender

### Maximum Range Extender

Auto squelch can be temporarily removed to allow all signals to enter (Maximum Range Extender).



- 1 Push and hold  LIGHT/MAX RANGE button to allow all signals to enter.

### Note

To learn more about the range of your microTALK®, see page 9.

Range is dependent on battery condition and geographic territory.

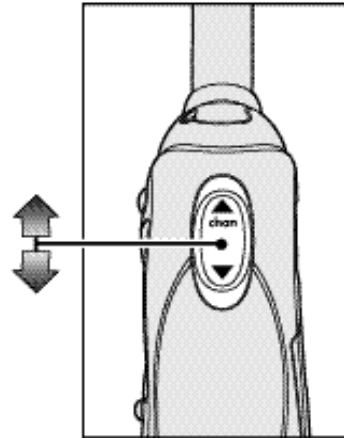
## Auto Monitor

### Auto Monitor

When the signal you want to hear is consistently weak, you may place the radio in Maximum Range mode without having to constantly hold the button: Press and hold the Maximum Range Extender button for five seconds. To return to normal operation, momentarily press the Maximum Range Extender button again or change channels.

## Select Channel


- 1 Turn on the microTALK® 2-Way Radio.



- 2 Select any of the 14 channels by moving the channel button up or down.

## Select Channel

## Auto Battery Save

Your FRS 110 has a unique circuit designed to extend battery life. If there are no transmissions within 10 seconds, the unit will automatically switch to battery save mode and  will be shown in the display.

## Auto Battery Save

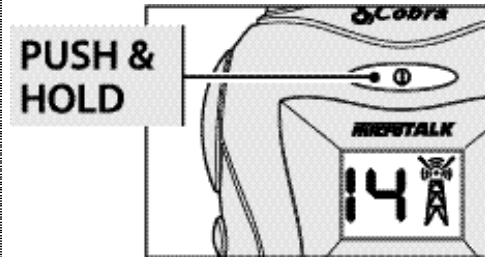
### Note

The Auto Battery Save Circuit does not effect the unit's ability to receive incoming transmissions.

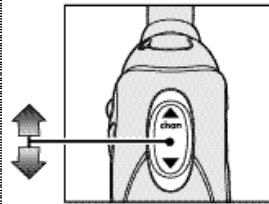
## Calling Another Party

### Calling Another Party

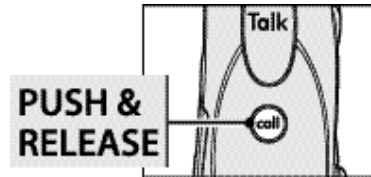
To alert another party that you wish to communicate:



- 1 Turn on your microTALK® 2-way radio. An audible "tone" will indicate the unit is on.

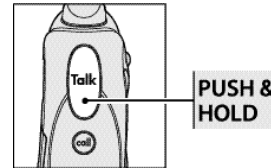


- 2 Select a channel by *pushing* the CHANNEL button up or down.

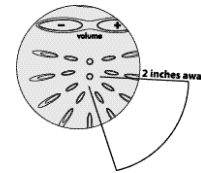


- 3 Push and release CALL button. The unit you are calling will hear a two second ringing tone.

### Talking To Another Party



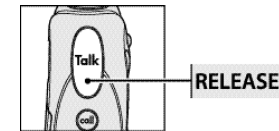
- 1 Push and hold TALK button.



- 3 Hold mic about 2 inches from mouth. Speak in a normal voice.



- 2 The TX/RX indicator will be displayed.



- 4 Release TALK button and listen for response.

### Note

Your incoming "Call" signal level is dependent on your unit volume setting.

### Talking To Another Party


### Note

While the TALK button is depressed you cannot receive incoming calls.

## Roger Beep Confirmation Tone

### Roger Beep Confirmation Tone



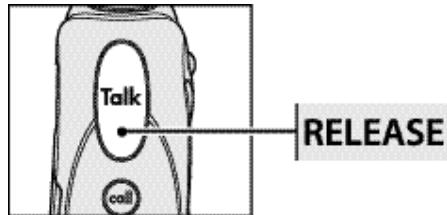
Your listener will hear an audible tone when you **release** the  TALK button.

This alerts the other party that you are finished talking and it's OK for them to begin talking.

## Listening For Another Party

### Listening For Another Party

When finished talking:




- 1 Release  TALK button to receive incoming transmissions.

Your microTALK® is always in listening mode when the  TALK button is not pressed.


- 2 Adjust volume by **pushing**   DOWN/UP buttons.

### Note

While the  TALK button is depressed you cannot receive incoming calls.

## microTALK® Range

Your microTALK® Radio has a range of up to 2 miles. This effective range can be shortened under some conditions.



1. Under flat, open conditions you will experience the microTALK®'s maximum range.
2. Range can be reduced by buildings and foliage in the path of the signal.



3. Range will be further reduced by dense foliage and hilly terrain.

## microTALK® Range

### Note

To achieve maximum range the auto squelch can be overridden. Refer to Maximum Range Extender section on page 4.


# Making Life Easier and Safer

## microTALK® 2-Way Radio Can Make Life Easier and Safer


### microTALK® 2-Way Radio Can Make Life Easier and Safer

As you become familiar with your microTALK® Radio you will find many of your own uses for the unit.

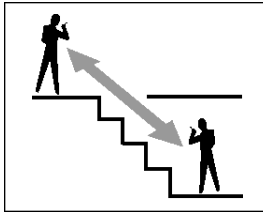
Some suggestions include:




1. Talking with fellow hikers.



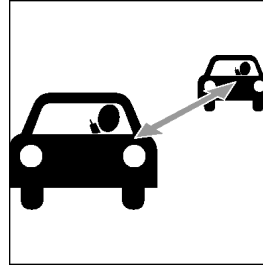
2. Keeping track of the kids in a shopping mall.




3. Communicating between basement and first, second or third floor.



4. Talking to a neighbor or a friend.



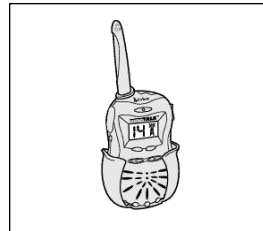
5. Checking on traveling companions in another car.



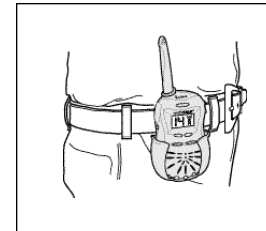
6. Agree on a meeting spot after an event.

### Holster/Belt Clip/Desk Stand

Your microTALK® Radio comes with a custom molded plastic holster. Its unique dual-function design enables it to act as a handy desktop storage unit, as well as easily attaching to your belt for maximum convenience and portability.



1. Desk Stand



2. Belt Clip

### Holster- Belt Clip and Desk Stand



## External Microphone/ Speaker Jack

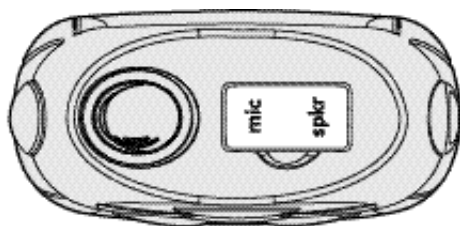
### Note

*If external microphone/  
speaker is not included with  
the unit. See Accessories on  
page 19 for available units.*

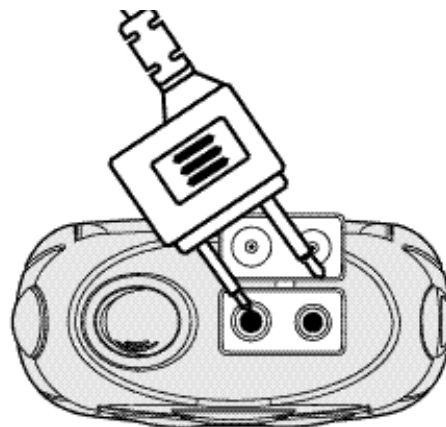
### External Microphone/Speaker Jack

Your microTALK® 2-Way Radio can be fitted with an external microphone/speaker, freeing your hands for other tasks.

To attach the external microphone/speaker:



- 1 Open Spkr/Mic tab on top of unit.



- 2 Insert plug into the Spkr/Mic jack.

# Caring for Your **microTALK**® Radio

## Caring for Your **microTALK**® Radio


### Note

*Modifying or tampering with the radio's internal components can cause malfunction and will invalidate the warranty. If your radio is not performing as it should, please call Cobra® at 773.889.3087. Do not return the unit to the retailer.*

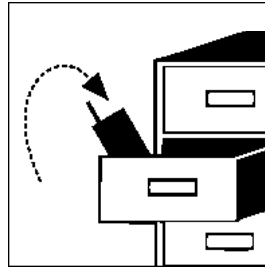
### Caring for Your **microTALK**® Radio

The **microTALK**® 2 Way Radio will give you years of service if cared for properly.

Here are some suggestions:




1. Handle unit gently.



2. Keep away from dust.



3. Never place the unit in water or in a moist place.



4. Avoid exposure to extreme temperatures.

## I. GENERAL SPECIFICATIONS

### A. FREQUENCIES

#### CHANNEL ASSIGNMENT

CH 1: 462.5625MHz	CH 8: 467.5625MHz
CH2: 462.5875MHz	CH 9: 467.5875MHz
CH 3: 462.6125MHz	CH 10: 467.6125MHz
CH 4: 462.6375MHz	CH 11: 467.6375MHz
CH 5: 462.6625MHz	CH 12: 467.6625MHz
CH 6: 462.6875MHz	CH 13: 467.6875MHz
CH 7: 462.7125MHz	CH 14: 467.7125MHz

### B. RECEIVER

	UNIT	NOMINAL
1. SENSITIVITY		
FOR 12 DB SINAD	dBm	-119
FOR CALL SIG.DETECTION	dB m	-121
2. MAX. AUDIO OUTPUT @10% THD	mW	150
3. MAX.S/N RATIO @ 1mV RF INPUT	dB	45
4. SQUELCH		
a) SENSITIVITY	dB m	-121
b) ATTACK TIME	mS	120
c) CLOSING TIME	mS	200
5. AUDIO FREQUENCY RESP.		
@ 300 HZ	dB	-15
@ 2500 HZ	dB	-10
6. SIGNAL DISPLACEMENT BW	+/-KHZ	5
7. ADJACENT CH.REJECTION	dB	60
8. INTERMODULATION REJECTION	dB	65
9. SPURIOUS RESPONSE REJECTION	dB	65

## C. TRANSMITTER

	UNIT	NOMINAL
1. EFFECTIVE RADIATED POWER	mW	500
2. CARRIER FREQ.STABILIT Y	Hz	200
3. MODULATION LIMITING	KHz	2.5
4. CARRIER ATTACK TIME	mS	30
5. AUDIO FREQUENCY RESPONSE		
@ 300 HZ	dB	-10
@ 2500 HZ	dB	4
6. AUDIO DISTORTION	%	3
7. HUM NOISE	dB	38
8. TRANSIENT FREQ.BEHAVIOR		
a) TX ON	mS	30
b) TX OFF	mS	5

## D. POWER SUPPLY

1. BATTERY LIFE (1:1:18 RATIO)	HR	24
2. BATTERY	V	4.2 - 6.0

# Limited Two Year Warranty

# Optional Accessories



## Cobra® Electronics Corporation

6500 West Cortland Street  
Chicago, Illinois 60707 USA

**COBRA® ELECTRONICS CORPORATION** warrants that its COBRA® FRS Radios, and the component parts thereof, will be free of defects in workmanship and materials for period of two (2) years from the date of first consumer purchase. This warranty may be enforced by the first consumer purchaser, provided that the product is utilized within the U.S.

COBRA® will, without charge, repair or replace, at its option, defective FRS radios, products or component parts upon delivery to the COBRA® factory Service Department, accompanied by proof of the date of first consumer purchase, such as a duplicated copy of a sales receipt.

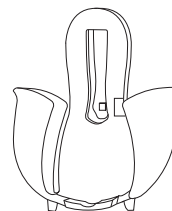
You must pay any initial shipping charges required to ship the product for warranty service, but the return charges will be at Cobra®'s expense, if the product is repaired or replaced under warranty.

**Exclusions:** This limited warranty does not apply; 1) to any product damaged by accident; 2) in the event of misuse or abuse of the product or as a result of unauthorized alterations or repairs; 3) if the serial number has been altered, defaced or removed; 4) if the owner of the product resides outside the U.S.

**All implied warranties, including warranties of merchantability and fitness for a particular purpose are limited in duration to the length of this warranty.**

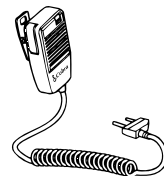
**COBRA® shall not be liable for any incidental, consequential or other damages; including, without limitation, damages resulting from loss of use or cost of installation.**

**Some states do not allow limitations on how long an implied warranty lasts and/or do not allow the exclusion or limitation of incidental or consequential damages, so the above limitations may not apply to you.**



### Replacement Holster

FA-HR1



### Lapel Speaker/Microphone

Remote microphone/speaker with Push-to-Talk switch.  
MA-SM



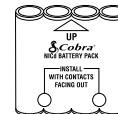
### Vox Headset Mic

VOX (Voice Operated Transmitter) headset and microphone allows hands-free operation.  
MA-VOX



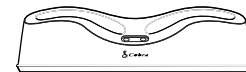
### Ear Bud Mic with PTT

Compact earbud and microphone with Push-to-Talk switch.  
MA-EBM



### NiMH Rechargeable Battery Pack

High performance Nickel Metal Hydride battery pack for multiple charging.  
FA-BP



### 2 Port Desktop Charger

Charges two microTALK® radios or two NiMH battery packs.  
FA-CR

## You Can Find These Fine Accessories At Your Local Cobra® Dealer

If you wish, you can order directly from Cobra®.

### Order by phone

Call 773.889.3087 (Press 1 from the main menu) 8 a.m.-8 p.m. M-F CST.

### Order by mail or fax

Call 773.889.3087 for pricing. Fill out order form on next page, and mail/fax directly to Cobra®.

### Order over the Web

[www.cobra.com](http://www.cobra.com)

# Accessory Order Form

## Shipping & Handling

Amount of Order	Shipping/Handling
\$25.00 and under	\$4.75
\$25.01-\$40.00	\$6.95
\$40.01-\$80.00	\$9.25
\$80.01-\$120.00	\$10.25
\$120.01-\$160.00	\$11.75
\$160.01 and up	\$14.50

**For AK, HI and PR please add an additional \$15.00 for UPS shipments.**

Item #	Description	Cost Ea.	Qty.	Amount
FA-HR1	Replacement Holster			
MA-VOX	Vox Headset Mic			
MA-EBM	Ear Bud Mic with PTT			
MA-SM	Lapel Speaker/ Microphone			
FA-BP	Battery			
FA-CR	Charger			

**Prices subject to change without notice.**

### Tax Table

Illinois residents add 8.75%  
Indiana residents add 5%  
Michigan residents add 6%  
Ohio residents add 5%  
Wisconsin residents add 5%

Subtotal	_____
(Tax if applicable)	_____
Shipping/handling	_____
<b>Total</b>	<b>_____</b>

For credit card orders fill out order form and fax to: 773.622.2269 or call 773.889.3087 (Press 1 from the main menu) 8:00 am - 6:00 pm, M-F, CST.

Make check or money order (no stamps) payable to: Cobra® Electronics Accessories Dept. 6500 West Cortland Street Chicago, IL 60707

## Please print clearly

Name \_\_\_\_\_

Address (No P.O. Box) \_\_\_\_\_

City \_\_\_\_\_ State \_\_\_\_\_ Zip \_\_\_\_\_

Telephone ( ) \_\_\_\_\_

Credit Card No. \_\_\_\_\_ Exp. Date \_\_\_\_\_

Customer Signature \_\_\_\_\_

Circle One: Visa MasterCard Discover

**Allow 2 to 3 weeks for delivery. Offer valid in Continental U.S. only.**



The Cobra® line of quality products also includes:

- Citizens Band Radios
- microTALK® Radios
- Radar/Laser Detectors
- GPS
- SafetyAlert® Traffic Warning Systems
- Accessories
- HighGear™ Accessories

**Nothing comes close to a Cobra™**

Cobra® Electronics Corporation  
6500 West Cortland Street  
Chicago, IL60707 USA

### If You Think You Need Service

*For technical assistance, please call our Automated Help Desk which can assist you by answering the most frequently asked questions about Cobra® products.*

**(773) 889-3087**

*24 hours a day, 7 days a week.*

*A Consumer Service Representative can be reached through this same number  
8:00 am - 6:00 pm, Monday through Friday, CST.*

*Technical assistance is also available on-line in the Frequently Asked Questions (FAQ) section at  
[www.cobra.com](http://www.cobra.com) or by e-mail to [productinfo@cobra.com](mailto:productinfo@cobra.com)*

**If you think you need service call 1.773.889.3087**

*"If your product should require factory service please call Cobra® first before sending your unit in. This will ensure the fastest turn-around time on your repair."*

You may be asked to send your unit to the Cobra® factory. It will be necessary to furnish the following in order to have the product serviced and returned.

1. For Warranty Repair include some form of proof-of-purchase, such as a mechanical reproduction or carbon or a sales receipt. If you send the original receipt it cannot be returned.
2. Send the entire product.
3. Enclose a description of what is happening with the unit. Include a typed or clearly print name and address of where the unit is to be returned.
4. Pack unit securely to prevent damage in transit. If possible, use the original packing material.
5. Ship prepaid and insured by way of a traceable carrier such as United Parcel Service (UPS) or First Class Mail to avoid loss in transit to: Cobra® Factory Service, Cobra® Electronics Corporation, 6500 West Cortland Street, Chicago, IL 60707USA.
6. If the unit is in warranty, upon receipt of your unit it will either be repaired or exchanged depending on the model. Please allow approximately 3 to 4 weeks before contacting us for status. If the unit is out of warranty a letter will automatically be sent informing you of the repair charge or replacement charge. If you have any questions, please call 773.889.3087 for assistance.

© 2002 Cobra® Electronics Corporation  
Printed in China

Part No. 480-407-P-001

## Free Manuals Download Website

<http://myh66.com>

<http://usermanuals.us>

<http://www.somanuals.com>

<http://www.4manuals.cc>

<http://www.manual-lib.com>

<http://www.404manual.com>

<http://www.luxmanual.com>

<http://aubethermostatmanual.com>

Golf course search by state

<http://golfingnear.com>

Email search by domain

<http://emailbydomain.com>

Auto manuals search

<http://auto.somanuals.com>

TV manuals search

<http://tv.somanuals.com>