


Narrow Media Guide Installation Instructions for 2 Inch C-Series Printers

Media Guide Part Numbers:

CTPG-K907 Narrow Media Guide for 1 inch Wide Media

CTPG-K908 Narrow Media Guide for 1.125 inch Wide Media




Instructions


Step 1:
Open the printer print head mechanism.




Step 2:
Place media guide in printer behind the platen roller with index sensor centered.



Step 3:
Gently press into place.



Step 4:
Thread media through guide and then close/latch print head mechanism.



Free Manuals Download Website

<http://myh66.com>

<http://usermanuals.us>

<http://www.somanuals.com>

<http://www.4manuals.cc>

<http://www.manual-lib.com>

<http://www.404manual.com>

<http://www.luxmanual.com>

<http://aubethermostatmanual.com>

Golf course search by state

<http://golfingnear.com>

Email search by domain

<http://emailbydomain.com>

Auto manuals search

<http://auto.somanuals.com>

TV manuals search

<http://tv.somanuals.com>