

Pack-Away® Table Set for 2 #2794-490

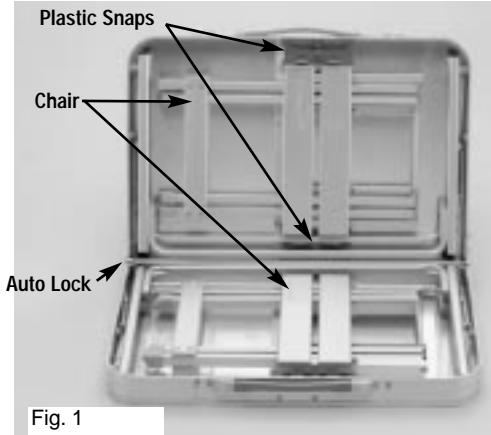


Fig. 1

Open table top case until case lays flat. Table top will automatically lock open. (see Illus. 1) Remove chairs from their snapped in position in the table top case.




Fig. 2

Grab the leg cross bar near the center of the open case and lift until you lock the leg assembly into place. Repeat for second leg.



Fig. 3

At this point you may use as a coffee style table. Simply flip table over for use.



Fig. 4

For traditional table height remove the leg extenders from the case and insert into the open end of the leg assembly. Repeat for second leg extension.



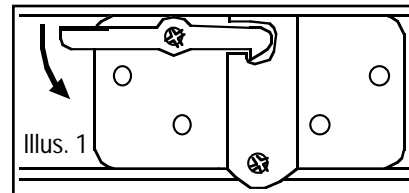
Fig. 5

Chair Assembly

Grab each side of the widest part of the seat and lift to form a "T". Then push together forming the chair. Repeat for second chair.

To Pack-Away:

- Turn table top over onto top.
- Remove leg extensions and snap into place along each side and in the middle with the cross bar towards the center of the table.
- Unlock leg assemblies and fold down into snapped stored position.
- Collapse chairs by lifting the seat sections upward and pull away from each other until the legs collapse together and then fold the seat sections down.
- Snap chairs into place. The wide seat portion fits into the center section with the logo facing the side with the table top lock. (See Fig. 1)
- Unlock table top on the front side of the table and fold close. (See Illus. 1) Lock case closed and you are ready to store.



When closing table, be sure to unlock lever.

WARNING

Read instructions and warnings before set up and use.

1. Check to ensure product is not damaged, prior to use. If product is damaged, do not use.
2. Use care when setting up and taking product – avoid pinch points.
3. Not for use by unsupervised children.
4. Never use on uneven or soft surface.
5. When sitting, do not lean back on only two legs.



THE COLEMAN CO., INC.

3600 N. Hydraulic • Wichita, Kansas 67219
1-800-835-3278 • www.coleman.com

MADE IN CHINA

PRINTED IN CHINA Rev. 4/04

Free Manuals Download Website

<http://myh66.com>

<http://usermanuals.us>

<http://www.somanuals.com>

<http://www.4manuals.cc>

<http://www.manual-lib.com>

<http://www.404manual.com>

<http://www.luxmanual.com>

<http://aubethermostatmanual.com>

Golf course search by state

<http://golfingnear.com>

Email search by domain

<http://emailbydomain.com>

Auto manuals search

<http://auto.somanuals.com>

TV manuals search

<http://tv.somanuals.com>