


Continental

Refrigerator

48" FRONT BREATHER SANDWICH UNIT REFRIGERATORS



SW48-12C-FB

SW48-12M-FB

Standard Features

- Unique Air Flow Distribution Allows Pan Product to Maintain 33°–41°F Being in Compliance with and Certified Under the '98 NSF Standard For Preparation Units.
- Modern, State-of-the-Art Styling
- Performance Rated Refrigeration System Utilizing Environmentally Safe R-134a Refrigerant
- Easily Serviceable Back Mounted Compressor
- 2" Non-CFC Polyurethane Foam Insulation
- Spring Loaded, Self Closing Door
- Magnetic Snap-In Gasket
- 3⁵/₈" Casters, two with brakes, two without brakes
- Heavy-Duty, Epoxy-Coated Steel Shelves
- Interior Hanging Thermometer
- Full Length Nylon Cutting Board
- Cabinet Construction Consisting of Stainless Steel Front and Top, Aluminum End Panels, Case Back and Interior
- Non-Corrosive, Plasticized Fin Evaporator Coil
- Completely Enclosed, Vented and Removable Case Back
- Automatic, Energy Saving, Non-Electric Condensate Disposal
- 1/2 Size Pans, 4" Deep
- 10 ft Cord and Plug Attached

Models Available

- SW48-8-FB
- SW48-8C-FB
- SW48-12M-FB
- SW48-10-FB
- SW48-10C-FB
- SW48-18M-FB
- SW48-12-FB
- SW48-12C-FB

Utilizing Environmentally Safe, CFC-free R-134a Refrigerant

Optional Features & Accessories

- Electric Condensate
- Pan Opening Sizes
- Stainless Steel End Panels-SA Models
- Stainless Steel Interior & Exterior-SS Models
- Stainless Steel Finished Back in Lieu of Aluminum
- Remote Models R
- Additional Shelves
- Door Locks
- Single Overshelf
- Double Overself
- Drawers



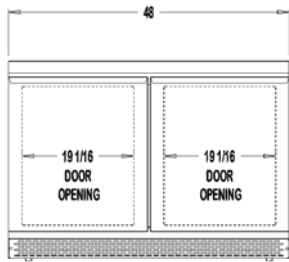
48" FRONT BREATHER SANDWICH UNIT REFRIGERATORS

SPECIFICATIONS

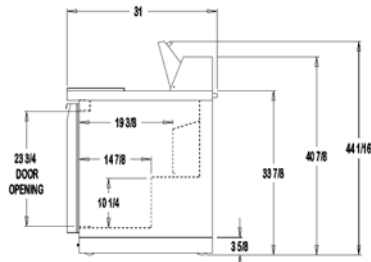
SW48-8-FB SW48-10-FB SW48-12-FB SW48-8C-FB SW48-10C-FB SW48-12C-FB SW48-12M-FB SW48-18M-FB

DIMENSIONAL DATA

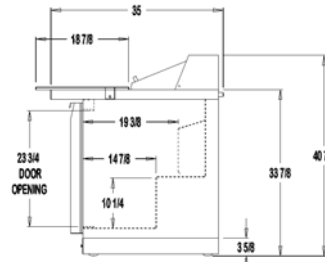
Net Capacity (cu. ft.)	13.4	13.4	13.4	13.4	13.4	13.4	13.4	13.4
1/6 Size Pans	8	10	12	8	10	12	12	18
Width, Overall (in.)	48	48	48	48	48	48	48	48
Depth, (incl. Hdls. & Bumpers) (in.)	31	31	31	31	31	31	31	31
Depth, Body Only (Less Door(s))(in.)	27 ¹ / ₂	27 ¹ / ₂	27 ¹ / ₂	27 ¹ / ₂	27 ¹ / ₂	27 ¹ / ₂	27 ¹ / ₂	27 ¹ / ₂
Depth, Cutting Board	12	12	12	19	19	19	10	10
Height, Overall (incl. 3/8" Casters) (in.)	40 ⁷ / ₈	40 ⁷ / ₈	40 ⁷ / ₈	40 ⁷ / ₈	40 ⁷ / ₈	40 ⁷ / ₈	40 ⁷ / ₈	40 ⁷ / ₈
Shelf Area (sq. ft.)	6.8	6.8	6.8	6.8	6.8	6.8	6.8	6.8
No. of Shelves	2	2	2	2	2	2	2	2
No. of Doors	2	2	2	2	2	2	2	2
Condensing Unit Size (H.P.)	1/5	1/5	1/5	1/5	1/5	1/5	1/5	1/5
Refrigerant	R134a	R134a	R134a	R134a	R134a	R134a	R134a	R-134a
Cabinet Electrical	115/60/1	115/60/1	115/60/1	115/60/1	115/60/1	115/60/1	115/60/1	115/60/1
Amps	7.1	7.1	7.1	7.1	7.1	7.1	7.1	7.1
Fans	3	3	3	3	3	3	3	3
Interior Depth (in.)	20	20	20	20	20	20	20	20
Interior Height (in.)	26 ¹ / ₄	26 ¹ / ₄	26 ¹ / ₄	26 ¹ / ₄	26 ¹ / ₄	26 ¹ / ₄	26 ¹ / ₄	26 ¹ / ₄
Interior Width (in.)	44	44	44	44	44	44	44	44
Shipping Weight (lbs.)	267	268	270	270	270	280	282	285
Shipping Height (in.)	43 ¹ / ₄	43 ¹ / ₄	43 ¹ / ₄	43 ¹ / ₄	43 ¹ / ₄	43 ¹ / ₄	43 ¹ / ₄	43 ¹ / ₄
Shipping Length (in.)	64	64	64	64	64	64	64	64
Shipping Depth (in.)	46	46	46	46	46	46	46	46



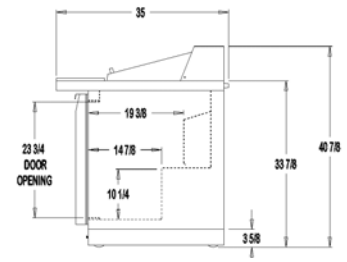
FRONT VIEW



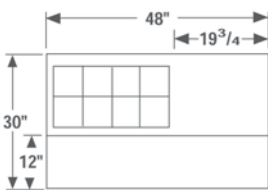
Standard Top Side View



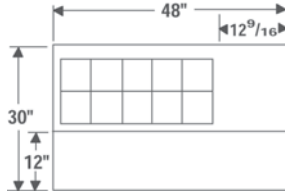
C-Top Side View



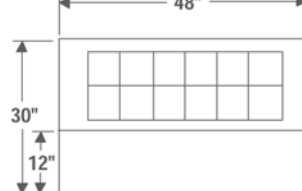
M-Top Side View



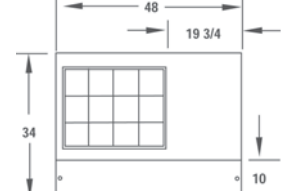
SW48-8



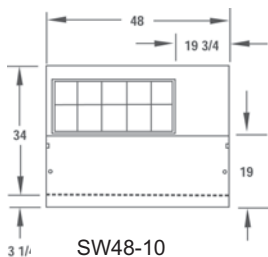
SW48-10



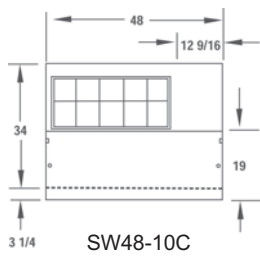
SW48-12



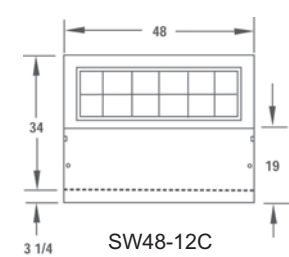
SW48-12M



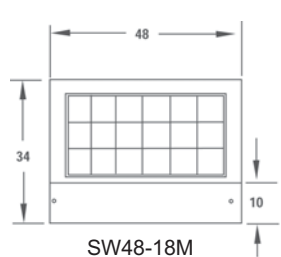
SW48-10



SW48-10C



SW48-12C



SW48-18M

Continental
Refrigerator

A Division of National Refrigeration & A/C Products, Inc.
539 Dunksferry Road Bensalem, PA 19020
(800) 523-7138 Fax: (215) 244-9579
www.continentalrefrigerator.com

48SANDFB907

Free Manuals Download Website

<http://myh66.com>

<http://usermanuals.us>

<http://www.somanuals.com>

<http://www.4manuals.cc>

<http://www.manual-lib.com>

<http://www.404manual.com>

<http://www.luxmanual.com>

<http://aubethermostatmanual.com>

Golf course search by state

<http://golfingnear.com>

Email search by domain

<http://emailbydomain.com>

Auto manuals search

<http://auto.somanuals.com>

TV manuals search

<http://tv.somanuals.com>