

FAIL-SAFE®



SSB/SPC

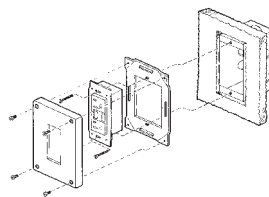
Security Wiring Device Wall Plates

- Cover plate is one-piece, die formed prime 10 ga. CRS construction. Continuous welded and ground smooth edges
- Back plate is 10 ga. prime CRS with four (4) threaded holes for cover attachment and slots for additional fasteners when needed
- Baked white enamel finish

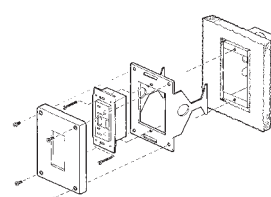
DESCRIPTION

The Fail-Safe SSB/SPC Series represents security wiring device hardware for institutional applications. These devices are designed for vandal resistant applications. When used with pick proof chalking, the finished installation provides an effective and safe means of protection against vandalism by occupants and against the facility property. Manufactured for use in steel wall, concrete block or poured wall construction, the SSB/SPC Series prevents costly replacement of essential electrical devices.

MOUNTING INSTRUCTIONS



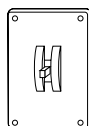
- SSB Series**
For steel wall or concrete block construction
- (1) Align back plate over J-box.
 - (2) Drill holes in mounting surface for 10-24 self tapping screws.
 - (3) Secure back plate to wall
 - (4) Install spacer washers and wire receptacle and/or switch.
 - (5) Install cover plate with security screws (special tamperproof tool included). Additional tools available upon request.
 - (6) For concrete block installation use lead anchors and lag bolts in place of self-tapping screws (side conduit is required).




- SPC Series**
For poured wall construction
- (1) Attach back plate to J-box with 6-32 screws provided.
 - (2) Nail back plate to concrete form.
 - (3) After forms have been stripped remove 6-32 screws and discard.
 - (4) Wire and install switch or receptacle using spacer washers provided.
 - (5) Remove sealant from security screw threads in back plate.
 - (6) Install cover plate security screws. Special tamperproof tool included. Additional tools available upon request.

ORDERING INFORMATION

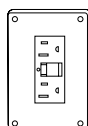
SAMPLE NUMBER: SSB1-B



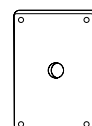
SSB1-1S
SPC1-1S
Single Switch



SSB1-1D
SPC1-1D
Duplex Receptacle



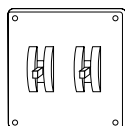
SSB1-1R
SPC1-1R
Ground Fault Interrupter Receptacle



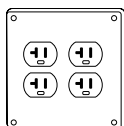
SSB1-T
SPC1-T
TV or Telephone Outlet



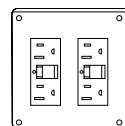
SSB1-B
SPC1-B
Blank




SSB2-2S
SPC2-2S
2 Gang Double Switch



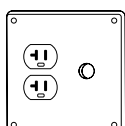
SSB2-2D
SPC2-2D
2 Gang Double Duplex Receptacle



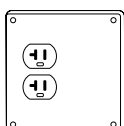
SSB2-2R
SPC2-2R
2 Gang Double Ground Fault Interrupter Receptacles



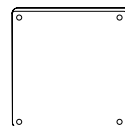
SSB2-1S/1D
SPC2-1S/1D
2 Gang Single Switch Duplex Receptacle



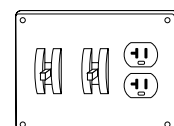
SSB2-1D/T
SPC2-1D/T
2 Gang Duplex Receptacle with Telephone or TV Outlet



SSB2-1D/B
SPC2-1D/B
2 Gang Duplex Receptacle with Blank



SSB2-B
SPC2-B
2 Gang Blank



SSB3-2S/1D
SPC3-2S/1D
3 Gang Double Switch Duplex Receptacle

PRODUCT INFORMATION

| Catalog Number ¹ | Application | Description |
|-----------------------------|---------------------------|---|
| SSB1-1S | Steel Wall/Concrete Block | Single Switch |
| SSB1-1D | Steel Wall/Concrete Block | Duplex Receptacle |
| SSB1-1R | Steel Wall/Concrete Block | Ground Fault Interrupter Receptacle |
| SSB1-T | Steel Wall/Concrete Block | TV or Telephone Outlet |
| SSB1-B | Steel Wall/Concrete Block | Blank |
| SSB2-2S | Steel Wall/Concrete Block | Duplex Switch |
| SSB2-2D | Steel Wall/Concrete Block | Double Duplex Receptacle |
| SSB2-2R | Steel Wall/Concrete Block | Double Ground Fault Interrupter Receptacles |
| SSB2-1S/1D | Steel Wall/Concrete Block | Single Switch/Duplex Receptacle |
| SSB2-1D/T | Steel Wall/Concrete Block | Duplex Receptacle TV or Telephone Outlet |
| SSB2-1D/B | Steel Wall/Concrete Block | Duplex Receptacle/Blank |
| SSB2-B | Steel Wall/Concrete Block | Double Blank |
| SSB3-2S/1D | Steel Wall/Concrete Block | Double Switch/Duplex Receptacle |
| SPC1-1S | Poured Wall | Single Switch |
| SPC1-1D | Poured Wall | Duplex Receptacle |
| SPC1-1R | Poured Wall | Ground Fault Interrupter Receptacle |
| SPC1-T | Poured Wall | TV or Telephone Outlet |
| SPC1-B | Poured Wall | Blank |
| SPC2-2S | Poured Wall | Duplex Switch |
| SPC2-2D | Poured Wall | Double Duplex Receptacle |
| SPC2-2R | Poured Wall | Double Ground Fault Interrupter Receptacles |
| SPC2-1S/1D | Poured Wall | Single Switch/Duplex Receptacle |
| SPC2-1D/T | Poured Wall | Duplex Receptacle TV or Telephone Outlet |
| SPC2-1D/B | Poured Wall | Duplex Receptacle/Blank |
| SPC2-B | Poured Wall | Double Blank |
| SPC3-2S/1D | Poured Wall | Double Switch/Duplex Receptacle |

Notes: For additional options, consult your Cooper Lighting Representative. Specifications and Dimensions subject to change without notice.

¹Other configurations available. Consult Factory.
Download from www.Somanuals.com. All Manuals Search And Download.

Free Manuals Download Website

<http://myh66.com>

<http://usermanuals.us>

<http://www.somanuals.com>

<http://www.4manuals.cc>

<http://www.manual-lib.com>

<http://www.404manual.com>

<http://www.luxmanual.com>

<http://aubethermostatmanual.com>

Golf course search by state

<http://golfingnear.com>

Email search by domain

<http://emailbydomain.com>

Auto manuals search

<http://auto.somanuals.com>

TV manuals search

<http://tv.somanuals.com>