

MCGRAW-EDISON®



ALF ACURA LARGE FLOOD

1 0 0 0 - 1 5 0 0 W

Metal Halide

High Pressure Sodium

**LARGE SLIPFITTER-, OR
YOKE-MOUNTED
FLOODLIGHT**

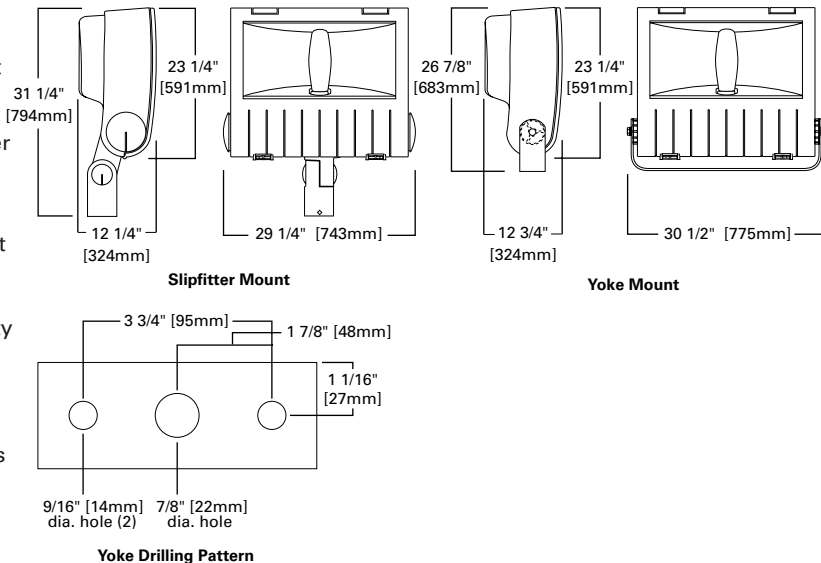
- Formed aluminum flush draw-action latches offer easy access to lamp compartment without tools and maintain integrity of seal when closed
- Die-cast aluminum with integral cast hinges for removal without tools
- Heat- and impact-resistant tempered glass. Lens is mounted flush with door surface to reduce wind drag and prevent dirt or moisture from accumulating
- Computer designed reflector systems deliver superior beam control and efficiency.
- Door gasket is closed-cell silicone, providing maximum protection of interior components from the elements
- Available in two (2) mounting variations.
Slipfitter: Die-cast aluminum integral slipfitter mounts on 2 3/8" to 3" O.D. tenon. **Yoke:** Heavy-duty (.25" minimum thickness) steel yoke provides flexibility in mounting and aiming from a variety of surfaces
- Approximate net weight: 71 lbs. (32 kgs.)

DESCRIPTION

The McGraw-Edison Acura floodlight utilizes a soft-cornered aerodynamic design to provide excellent EPA ratings and an aesthetically pleasing appearance. Black polyester powder coat finish assures corrosion resistance and long-lasting aesthetics. U.L. listed for 40°C ambient temperature operation. CSA certified.

The Acura features a variety of optical designs which deliver maximum beam control for architectural facades, signage, monuments, airport aprons and building perimeters.

DIMENSIONS



ORDERING INFORMATION

SAMPLE NUMBER: ALF-Y-1000-MH-120-55-BK

Product Family	Mounting Method	Lamp Wattage ¹	Lamp Type	Voltage ²	Beam Spread	Colors	Options & Accessories
ALF=Acura Large Flood	F=Slipfitter Mount Y=Yoke Mount	1000=1000W 1500=1500W	MH=Metal Halide HPS=High Pressure Sodium	120=120V 208=208V 240=240V 277=277V 347=347V 480=480V MT=Multi-Tap ³ TT=Triple-Tap ³	13=1x3 ⁴ 14=1x4 ⁵ 24=2x4 ⁴ 35=3x5 ⁵ 55=5x5 Cutoff ⁵ 62=6x2 65=6x5 Cutoff ⁴ 66=6x6 67=6x7	AP=Grey BZ=Bronze BK=Black WH=White DP=Dark Platinum GM=Graphite Metallic	(See Below)

E.P.A. 3.7

Options⁶
 F=Single Fuse (120, 277 or 347V)
 FF=Double Fused (208, 240 or 480V)
 Q=Quartz Restrike
 R=NEMA Twistlock Photocontrol Receptacle
 L=Lamp Included

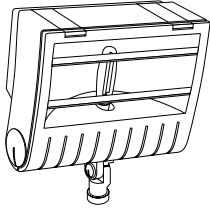
Accessories⁷
 OA/RA1016=NEMA Twistlock Photocontrol—Multi-Tap
 OA/RA1027=NEMA Twistlock Photocontrol—480V
 OA1201=NEMA Twistlock Photocontrol—347V
 VS/AL=Vandal Shield
 WG/AL=Wire Guard
 IL/AL/VET=Vertical Internal Louver Kit⁸
 IL/AL/HOR=Horizontal Internal Louver Kit⁸
 TV/AL-XX=Top/bottom Visor
 SV/AL-XX=Side Visor
 SAB-XX=Steel Angle Bracket for Yoke
 RAB-XX=Right Angle Pipe Bracket for Slipfitter
 TYS-XX=Trunnion and Yoke Slipfitter Adapter

Beam Availability + Lamp Position

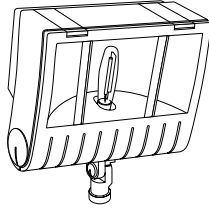
Distribution Type (HxV)	Lamp Position	
	HPS	MH
6x7	V	V
6x6	V	V
6x5 Cutoff		H
6x2	H	H
5x5 Cutoff	H	
3x5	V	
2x4		V
1x4	V	

NOTES: 1 All lamps are mogul-base. 2 Product also available in non-US voltages and 50Hz for international markets. Consult factory for availability and ordering information. 3 Multi-Tap ballast is 120/208/240/277V wired 277V. Triple-Tap ballast is 120/277/347V wired 347V. 4 Available in Metal Halide only. 5 Available in High Pressure Sodium only. 6 Add as suffix in the order shown. 7 Order separately, replace XX with color suffix. 8 Vertical Louvers must be used with vertical lamp positions. 9 Horizontal Louvers must be used with vertical lamp positions. 10 Specifications and dimensions subject to change without notice.

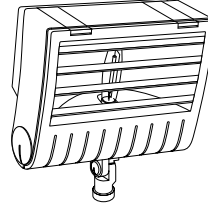
ACCESSORIES [LOUVERS KITS/VISORS/VANDAL SHIELDS/WIRE GUARD]



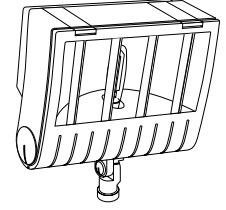
IL/AS=Internal Louver Kit (small)¹
IL/AM=Internal Louver Kit (medium)¹
IL/AL=Internal Louver Kit (large)¹
 Two Horizontal Louvers Shown



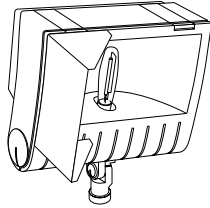
IL/AS=Internal Louver Kit (small)¹
IL/AM=Internal Louver Kit (medium)¹
IL/AL=Internal Louver Kit (large)¹
 Two Vertical Louvers Shown



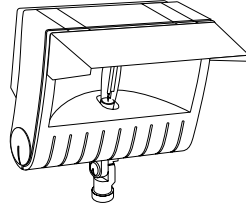
IL/AS=Internal Louver Kit (small)¹
IL/AM=Internal Louver Kit (medium)¹
IL/AL=Internal Louver Kit (large)¹
 Four Horizontal Louvers Shown



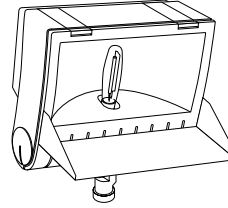
IL/AS=Internal Louver Kit (small)¹
IL/AM=Internal Louver Kit (medium)¹
IL/AL=Internal Louver Kit (large)¹
 Four Vertical Louvers Shown



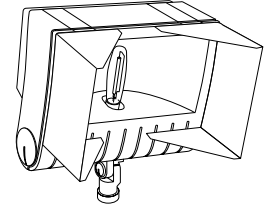
SV/AS=Side Visor (small)²
SV/AM=Side Visor (medium)²
SV/AL=Side Visor (large)²



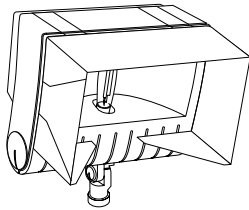
TV/AS=Top/bottom Visor (small)²
TV/AM=Top/bottom Visor (medium)²
TV/AL=Top/bottom Visor (large)²



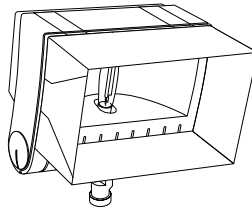
TV/AS=Top/bottom Visor (small)²
TV/AM=Top/bottom Visor (medium)²
TV/AL=Top/bottom Visor (large)²



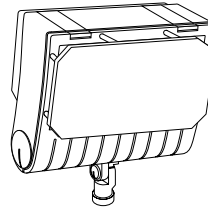
Two Side Visors Shown



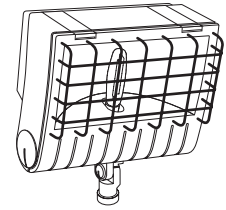
Two Side Visors and Top Visor Shown



Two Side Visors, Top and Bottom Visor Shown



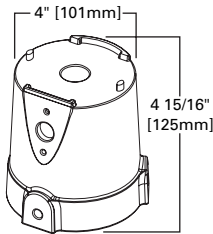
VS/AS=Vandal Shield (small)
VS/AM=Vandal Shield (medium)
VS/AL=Vandal Shield (large)



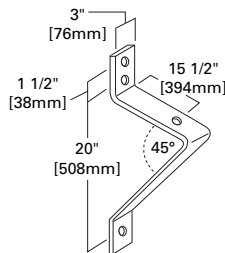
WG/AS=Wire Guard (small)
WG/AM=Wire Guard (medium)
WG/AL=Wire Guard (large)

NOTES: 1 Must specify horizontal or vertical (each kit contains four (4) louvers. 2 Each kit contains one (1) visor only. Must specify color.

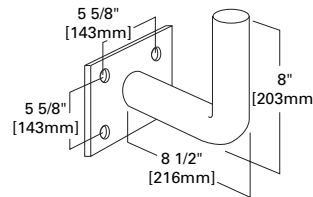
MOUNTING ACCESSORIES



TYS=Trunnion and Yoke Slipfitter Adapter (2 3/8", 3", & 3 1/2" O.D.)



SAB=Steel Angle Bracket³



RAB=Right Angle Pipe Bracket³ (2 3/8" O.D.)

NOTE: 3 Must specify color.

Free Manuals Download Website

<http://myh66.com>

<http://usermanuals.us>

<http://www.somanuals.com>

<http://www.4manuals.cc>

<http://www.manual-lib.com>

<http://www.404manual.com>

<http://www.luxmanual.com>

<http://aubethermostatmanual.com>

Golf course search by state

<http://golfingnear.com>

Email search by domain

<http://emailbydomain.com>

Auto manuals search

<http://auto.somanuals.com>

TV manuals search

<http://tv.somanuals.com>