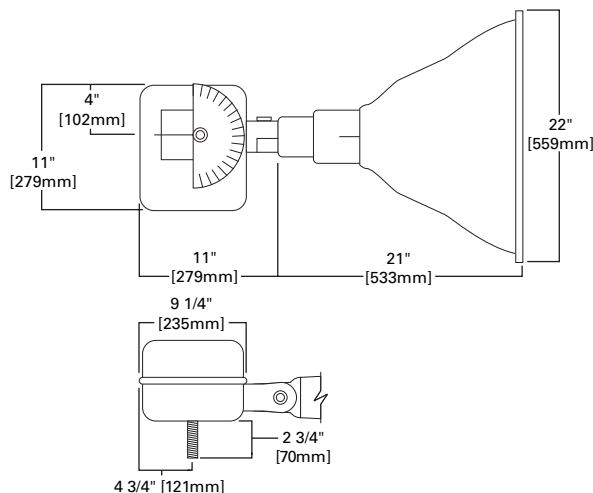


1000-1500W MH/HPS

EGL SPORTS FLOODLIGHT

SPORTS FLOODLIGHTING



STREETWORKS™

ORDERING INFORMATION

SAMPLE NUMBER: EGL91SW233

PRODUCT FAMILY 1	LAMP WATTAGE	LAMP TYPE	BALLAST TYPE	VOLTAGE	DISTRIBUTION	OPTIONS + ACCESSORIES (See Below)
EGL	91=1000W 99=1500W	S=High Pressure Sodium M=Metal Halide	W=CWA	2=120V 0=208V 4=240V 7=277V 8=480V F=120/240 wired 120V W=Multi-Tap wired 120V N=Multi-Tap wired 277V	22=2x2 33=3x3 44=4x4 55=5x5 66=6x6	

OPTIONS + ACCESSORIES [Must be listed in the order shown and separated by a dash]

OPTIONS (add as suffix)

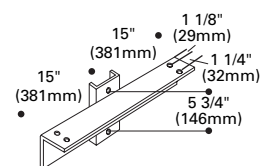
- 1=Single Fuse, Internally Mounted (120 or 277)
- 2=Double Fuse, Internally Mounted (208, 240, or 480V)

ACCESSORIES (order separately)

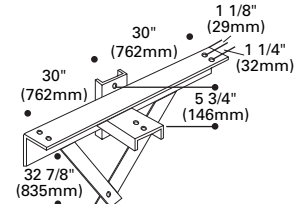
- C=3' Cord Pre-wired
- C23=3' #12/3 Cord
- C43=3' #14/3 Cord
- S2C2=Wood Crossarm (2 in line)
- S3C3=Wood Crossarm (3 in line/offset)

- S/XL=Slipfitter for 2 3/8" O.D.
- TV/XL=Top Visor
- VS/XL=Vandal Shield
- HD/XL=Heavy-duty Shroud
- WB/XL=Wood Crossarm Bolt (7" Length)

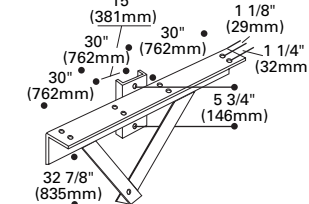
S2C2WP [EPA .9]



S3C3WPM [EPA 3.6]



S4C4WP [EPA 4.5]



PHOTOMETRICS [Complete IES files available at www.cooperlighting.com]

NEMA Lamp Wattage	Lamp Type	Beam Type	Beam Spread H x V
1000	HPS	3	44° x 44°
1000	HPS	4	62° x 62°
1000	HPS	5	100° x 100°
1000	HPS	6	106° x 106°
1000	MH	2	26° x 26°
1000	MH	3	30° x 30°
1000	MH	4	58° x 58°
1000	MH	5	90° x 90°
1000	MH	6	116° x 116°

NEMA Lamp Wattage	Lamp Type	Beam Type	Beam Spread H x V
1500	MH	2	26° x 26°
1500	MH	3	30° x 30°
1500	MH	4	58° x 58°
1500	MH	5	90° x 90°
1500	MH	6	116° x 116°

Definition of NEMA

Beam Type Classification	Type	Beam Spread
4		46° up to 70°
5		70° up to 100°
6		100° up to 130°

NOTE: 1 Not recommended for aiming above horizontal.

HOUSING

Rugged aluminum ballast housing finished in corrosion-resistant dark bronze powder coat. U.L. Listed for wet location.

BALLAST

Isolated ballast/capacitor compartment provides cooler operation and extended component life.

AIMING QUADRANT

Vertical aiming quadrant with repositioning stop combines with horizontal aiming protractor to allow pre-aiming while pole is on the ground.

SOCKET

Die-cast socket housing with dacron gasket which allows unit to "breathe," filtering out contaminants.

REFLECTOR

Computer designed spun-aluminum reflector produces repeatable beam distribution.

LENS

1/8" tempered, heat- and shock-resistant lens sealed with closed-cell neoprene gasketing protects optics from dust and contaminants and is hinged for easy access.

MOUNTING

Mounts using 5/8", 2 3/4" threaded bolt.

EPA:

Effective Projective Area: 2.2

SHIPPING DATA

Approximate Net Weight:
51 lbs. (23 kgs.)

Free Manuals Download Website

<http://myh66.com>

<http://usermanuals.us>

<http://www.somanuals.com>

<http://www.4manuals.cc>

<http://www.manual-lib.com>

<http://www.404manual.com>

<http://www.luxmanual.com>

<http://aubethermostatmanual.com>

Golf course search by state

<http://golfingnear.com>

Email search by domain

<http://emailbydomain.com>

Auto manuals search

<http://auto.somanuals.com>

TV manuals search

<http://tv.somanuals.com>