

OVH FLAT GLASS

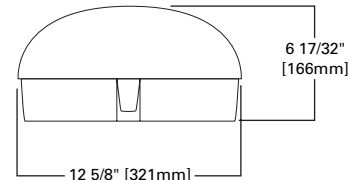
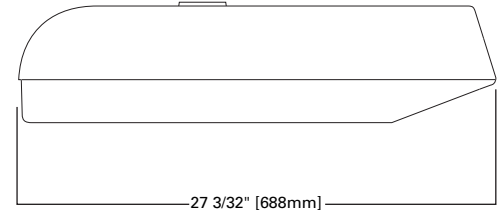
ROADWAY LUMINAIRE

50-250W

MH/HPS/MERCURY



STREETWORKS™



HOUSING

Die-cast aluminum housing and latch. Standard grey polyester powder coat finish. Other finish colors available. Consult your Streetworks Representative. Optional NEMA twistlock photocontrol receptacle also available.

SOCKET

Adjustable mogul-base porcelain socket.

DOOR

Die-cast aluminum door frame with integral hinges for toolless relamping and maintenance. ANSI wattage/source label.

LENS

Removable tempered flat glass for use with High Pressure Sodium, Metal Halide and Mercury lamp sources.

REFLECTOR

The optical system is a hydroformed anodized aluminum reflector with a Dacron polyester filter.

BALLAST ASSEMBLY

Hard mounted ballast with encapsulated starter for protection from environmental abuse. Standard two position tunnel type compression terminal block. Three position available. Consult your Streetworks Representative.

MOUNTING

Two-bolt/one bracket slipfitter with cast-in pipe stop and leveling steps. Fixed-in-place birdguard seals around 1 1/4" or 2" mounting arms.

EPA:

Effective Projective Area: .80

SHIPPING DATA

Approximate Net Weight:
28 lbs. (13 kgs.)

ORDERING INFORMATION

SAMPLE NUMBER: OVH50SR22D4

| PRODUCT FAMILY | LAMP WATTAGE | LAMP TYPE ² | BALLAST TYPE ² | VOLTAGE ² | DISTRIBUTION | CUTOFF | OPTIONS + ACCESSORIES |
|----------------|--|---|--|--|-------------------------|--------|-----------------------|
| OVH | 50=50W 70=70W 10=100W 15=150W ¹ 17=175W 20=200W 25=250W | S=High Pressure Sodium V=Mercury M=Metal Halide | C=CWI H=Reac./HPF K=10KV CWA ³ M=Mag. Reg. N=Hi. Reac./NPF P=Hi. Reac./HPF R=Reac./NPF W=CWA | 2=120V 0=208V 4=240V 7=277V 8=480V 9=347V F=120/240 wired 120V P=240 w/PCR wired 120V W=Multi-Tap wired 120V N=Multi-Tap wired 277V V=Multi-Tap wired 240V | 2=Type II 3=Type III | D=MCO | (See Below) |

OPTIONS + ACCESSORIES [Must be listed in the order shown and separated by a dash]

OPTIONS (add as suffix)

1=Single Fuse, Internally Mounted (120 or 277V)
2=Double Fuse, Internally Mounted (208, 240, or 480V)
4=Photocontrol Receptacle
WH=White
BK=Black
BZ=Bronze
E=150W/100V/HPS Ballast
M=MOV Lightning Surge Protector ⁴
H=Plug-in Starter Receptacle
K=Level Indicator
U=UL/CSA Listed

ACCESSORIES (order separately)

OA/RA1013=Photocontrol Shorting Cap
OA/RA1014=120V Photocontrol
OA/RA1016=105V-285V Photocontrol
OA/RA1027=480V Photocontrol
OA1028=Field Installed PCR Kit
OA1213=TufGuard Vandal Shield

OPTIONAL COLORS [Standard color is grey, other finish colors available. Consult your Cooper Lighting representative]



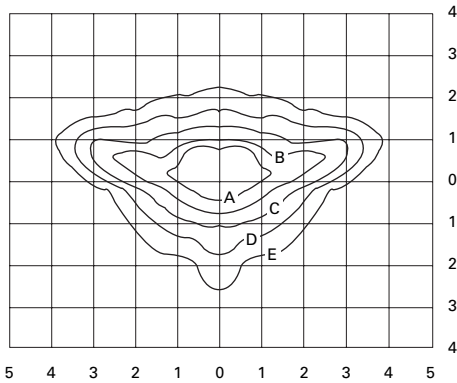
WH
White

BK
Black

BZ
Bronze

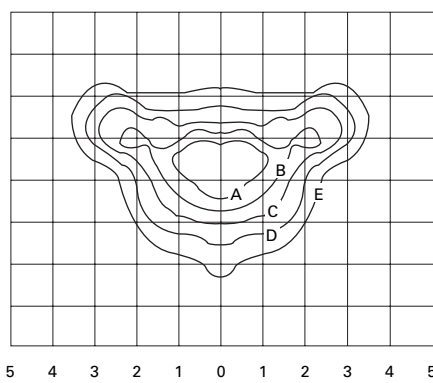
NOTE: 1 150W units are for S55 lamp. 2 Refer to technical section for lamp/ballast/voltage compatibility. 3 Available in 120/240V dual voltage or single voltage only for 50-150W. 4 MOV option is not available for any system requiring a three position terminal block (Example—240V with PCR wired 120V). In order for MOV option to function center terminal of three position terminal block must be connected to "Earth" ground.

PHOTOMETRICS [Complete IES files available at www.cooperlighting.com]



OVH15S2D.IES

150-Watt HPS
16,000-Lumen Clear Lamp
Type II-Medium Cutoff



OVH15S3D.IES

150-Watt HPS
16,000-Lumen Clear Lamp
Type III-Medium Cutoff

FOOTCANDLE TABLE

Select mounting height and read across for footcandle values of each isofootcandle line. Distance in units of mounting height.

| Mounting Height | Footcandle Values for Isofootcandle Lines | | | | |
|---------------------|---|-------------|-------------|-------------|-------------|
| | A | B | C | D | E |
| OVH15S2D.IES | | | | | |
| 20' | 3.12 | 1.56 | 0.78 | 0.39 | 0.16 |
| 25' | 2.00 | 1.00 | 0.50 | 0.25 | 0.10 |
| 30' | 1.30 | 0.65 | 0.33 | 0.16 | 0.07 |
| 35' | 1.02 | 0.51 | 0.26 | 0.13 | 0.05 |
| OVH15S3D.IES | | | | | |
| 20' | 3.12 | 1.56 | 0.78 | 0.39 | 0.16 |
| 25' | 2.00 | 1.00 | 0.50 | 0.25 | 0.10 |
| 30' | 1.30 | 0.65 | 0.33 | 0.16 | 0.07 |
| 35' | 1.02 | 0.51 | 0.26 | 0.13 | 0.05 |

PHOTOMETRIC DISTRIBUTION [Curve Number]

| Wattage | Light Source ¹ | Lens Type | II MCO | III MCO |
|---------|---------------------------|------------|-----------------|-----------------|
| 50-150 | HPS | Flat Glass | OVH15S2D (150W) | OVH15S3D (150W) |
| 175 | MH | Flat Glass | OVH17M2D (175W) | OVH17M3D (175W) |
| 200-250 | HPS | Flat Glass | N/A | OVH25S3D (250W) |

NOTE: 1 All light sources are clear unless noted otherwise.

Free Manuals Download Website

<http://myh66.com>

<http://usermanuals.us>

<http://www.somanuals.com>

<http://www.4manuals.cc>

<http://www.manual-lib.com>

<http://www.404manual.com>

<http://www.luxmanual.com>

<http://aubethermostatmanual.com>

Golf course search by state

<http://golfingnear.com>

Email search by domain

<http://emailbydomain.com>

Auto manuals search

<http://auto.somanuals.com>

TV manuals search

<http://tv.somanuals.com>