

CRATE

BX-15 AMPLIFIER



OWNER'S MANUAL MANUAL DEL PROPIETARIO Mode d'Emploi

Congratulations!

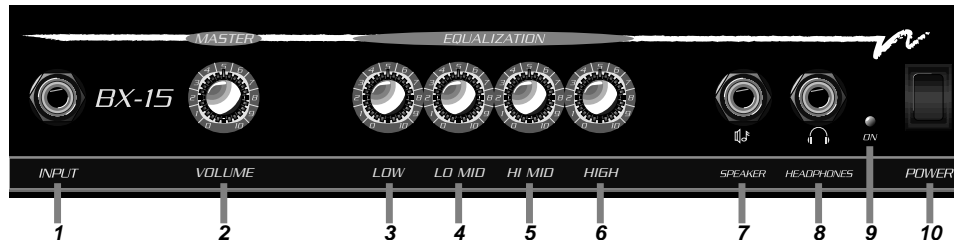
You are now the proud owner of the compact but powerful Crate BX-15 Bass Amplifier, small in size but big in performance: the 8" Crate Custom speaker makes the most of the amplifier's 12 watts of musical output power. A 4-band rotary EQ and built-in Limiter circuit give you complete control over a wide variety of sounds. In addition, the front-panel headphone and external speaker jacks make this amplifier equally suited for private practicing as well as performing in intimate surroundings.

Like all Crate products, your BX-15 is designed by musicians, and built using only the best components. Extensive testing insures you that this amplifier is the absolute best it can be.

In order to get the most out of your new bass amp, we urge you to check out the information in this manual before you begin playing.

And *thank you* for choosing **CRATE**[®]

CRATE[®] BX-15 Bass Amplifier



FRONT PANEL – MASTER SECTION

1: INPUT jack accepts a standard 1/4" phone plug and is suitable for any low to line level signal source.

2: VOLUME controls the overall sound level.

EQUALIZATION AND OUTPUT:

3: LOW adjusts the bass range in the amplifier: turning the control to the left reduces the low frequency output; turning it to the right increases the low frequency output. The Low control allows a total range of 15dB of boost or cut at 60Hz. You may want to "roll off" the bass at higher volumes.

4: LOW MID tends to add a "thicker" or "fatter" characteristic to the sound. The Low Mid control allows a total range of 18dB of boost or cut at 630Hz.

5: HIGH MID provides clarity and definition to your string attack. The High Mid control allows a total range of 19dB of boost or cut at 2kHz.

6: HIGH controls the upper range of frequencies and adds brightness and "click." The High control allows a total range of 27dB of boost or cut at 10kHz.

7: EXTERNAL SPEAKER jack is for connecting an extension speaker to the unit.

WARNING: DO NOT attempt to use headphones in the Speaker jack! Permanent hearing damage could result!

8: HEADPHONE / LINE OUT jack will accept a standard headphone plug for private practicing. The speaker is automatically disconnected when headphones are plugged in here. A line level signal can also be obtained from this jack for recording, etc.

9: POWER "ON" INDICATOR LED will be lit when the unit is turned on.


10: POWER switch turns AC power on or off.

REAR PANEL

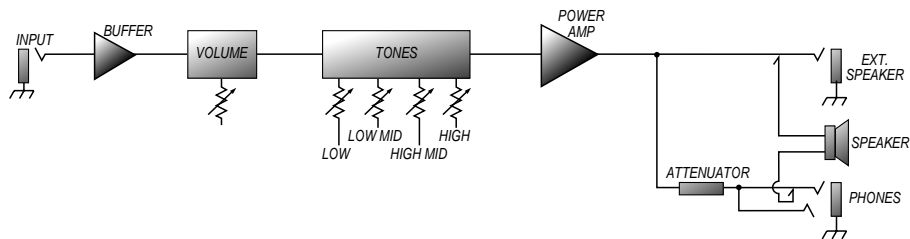
11: POWER CORD: This heavy-duty, grounded, three-wire power cord is to be plugged into ONLY a safely-wired, grounded 120 volt, 60 cycle AC power outlet. DO NOT attempt to defeat the ground connection of this cable! If your BX-15 was purchased outside of the United States, see the unit's rear panel for its power rating and follow the above guidelines.

CRATE[®] BX-15 Bass Amplifier

SUGGESTED STARTING SETTINGS:



SYSTEM BLOCK DIAGRAM:



The BX-15 is covered with a durable black Tolex material; wipe it clean with a lint-free cloth. Never spray cleaning agents onto the cabinet. Avoid abrasive cleansers which would damage the finish.







El BX-15 esta cubierto con un material durable Tolex; limpielo con una toalla seca. Nunca rocíe el gabinete con sustancias limpiadoras. Evite usar materiales abrasivos con los cuales pueda danar el acabado.

Le BX-15 est couvert avec «Tolex» un revêtement noir et durable. Essayez cette matière avec une toile propre et sans charpie. Ne pulvérisiez jamais les agents de nettoyage sur l'appareil. Evitez les nettoyeurs abrasifs qui peuvent endommager le «Tolex.»

CRATE[®] BX-15 Bass Amplifier

BX-15 TECHNICAL SPECIFICATIONS:

Output Power Rating	12 watts RMS @ 5% THD 4 ohms, 120 VAC
Maximum Input Signal Level Accepted	15 volts, peak-to-peak
Input Impedance	25k ohms
Signal to Noise Ratio	72dB
Low Control	15dB Range @ 60Hz
Low Mid Control	18dB Range @ 630Hz
High Mid Control	19dB Range @ 2kHz
High Control	27dB Range @ 10kHz
Input Power Requirements	120 VAC, 60Hz, 30VA 100/110VAC, 50/60Hz, 30VA 230VAC, 50/60Hz, 30VA
Speaker Size and Rating	Crate Custom Design 8", 15 watts
Cabinet Size and Weight	13.25" H x 13.125" W x 9" D, 18.5 lbs.

 CAUTION RISK OF ELECTRIC SHOCK DO NOT OPEN	<p>THIS EQUIPMENT HAS BEEN DESIGNED AND ENGINEERED TO PROVIDE SAFE AND RELIABLE OPERATION. IN ORDER TO PROLONG THE LIFE OF THE UNIT AND PREVENT ACCIDENTAL DAMAGES OR INJURY, PLEASE FOLLOW THESE PRECAUTIONARY GUIDELINES:</p> <p>CAUTION: TO REDUCE THE RISK OF ELECTRIC SHOCK, DO NOT OPEN CHASSIS; DO NOT DEFEAT OR REMOVE THE GROUND PIN OF THE POWER CORD; CONNECT ONLY TO A PROPERLY GROUNDED AC POWER OUTLET.</p> <p>WARNING: TO REDUCE THE RISK OF FIRE OR ELECTRIC SHOCK, DO NOT EXPOSE THIS EQUIPMENT TO RAIN OR MOISTURE.</p> <p>CAUTION: NO USER-SERVICEABLE PARTS INSIDE. REFER SERVICING TO QUALIFIED SERVICE PERSONNEL.</p> <p>CAUTION: OUR AMPLIFIERS ARE CAPABLE OF PRODUCING HIGH SOUND PRESSURE LEVELS. CONTINUED EXPOSURE TO HIGH SOUND PRESSURE LEVELS CAN CAUSE PERMANENT HEARING IMPAIRMENT OR LOSS. USER CAUTION IS ADVISED AND EAR PROTECTION IS RECOMMENDED IF UNIT IS OPERATED AT HIGH VOLUME.</p>	<p>ESTE APARATO HA SIDO DISEÑADO Y CONSTRUIDO PARA PROVEER AÑOS DE OPERACION SEGURA Y CONFIABLE. PARA PROLONGAR LA VIDA DE ESTA UNIDAD E IMPEDIR DAÑOS ACCIDENTALES POR FAVOR SIGA ESTAS INSTRUCCIONES PREVENTIVAS:</p> <p>PRECAUCION: PARA DISMINUIR EL RIESGO DE DESCARGAS ELECTRICAS: (1) NO ABRA LA CUBIERTA, (2) NO ES RECOMENDABLE REMOVER O DESACTIVAR LA PATA DEL POLO A TIERRA DEL CABLE DE CORRIENTE. CONECTE CORRECTAMENTE A UNA TOMA DE CORRIENTE A TIERRA.</p> <p>ADVERTENCIA: PARA EVITAR DESCARGAS EL ECTRICAS O PELIGRO DE INCENDIO, NO DEJE ESTE APARATO EXPUESTO A LA LLUVIA O HUMEDAD.</p> <p>PRECAUCION: NO HAY PIEZAS ADENTRO QUE EL USUARIO PUEDE REPARAR. DEJE TODO MANTENIMIENTO A LOS TECNICOS CALIFICADOS.</p> <p>PRECAUCION: NUESTROS AMPLIFICADORES PUEDEN PRODUCIR NIVELES DE PRESION DE SONIDO ALTO. EXPOSICION CONTINUADA A LOS NIVELES DE PRESION DE SONIDO ALTO PUEDE CAUSAR DAÑO PERMANENTE A SU OIDO. ES CONSEJADO QUE USE PRECAUCION AL USUARIO Y ES RECOMENDADO PROTECCION PARA LOS OIDOS SI LA UNIDAD ES OPERADA A VOLUMEN ALTO.</p>	<p>CET EQUIPEMENT AVAIT ÉTÉ INVENTÉ ET ARRANGÉ POUR POURVOIR DES ANNÉES D'USAGE SAUF ET SÛR. POUR PROLONGER LA VIE DE CET APPAREIL ET POUR EMPECHER LES DOMMAGES ET LES TORTS ACCIDENTELS, SUIVEZ LES INSTRUCTIONS DE PRECAUTION.</p> <p>AVERTISSEMENT: POUR RÉDUIRE LES RISQUES D'ÉLECTROCUTION: (1) NOUVREZ PAS LE CHASSIS, (2) NE PAS ESSAYER DE SUPPRIMER LA BROCHE CORRESPONDANT À LA TERRE.</p> <p>ATTENTION: POUR RÉDUIRE LES RISQUES D'UN FEU OU D'ÉLECTROCUTION, N'EXPOSEZ PAS L'APPAREIL À LA PLUIE OU À LA MOI-TEUR.</p> <p>ATTENTION: IL NY A PAS D'ÉLÉMENTS RÉPARABLES DANS L'APPAREIL. CONSULTER UN TECHNICIEN QUALIFIÉ POUR LES RÉPARATIONS.</p> <p>ATTENTION: NOS AMPLIFICATEURS SONT CAPABLES DE LA PRODUCTION DES NIVEAUX DE SON D'UNE HAUTE PRESSON. L'EXPOSITION CONTINUE AUX CES NIVEAUX PEUT CAUSER LA SURDITÉ PERMANENTE. LA PRUDENCE EST ADVISÉ À UTILISATEUR ET LA PROTECTION DES OREILLES EST RECOMMANDÉ SI L'APPAREIL EST UTILISÉ À UN HAUT NIVEAU DE VOLUME.</p>
 PRECAUCION RIESGO DE CORRIENTAZO NO ABRA			
 ATTENTION RISQUE D'ÉLECTROCUTION NE PAS OUVRIR			
 VORSICHT ELEKTRISCHE SCHLAGEGFAHR NICHT OFFENEN			
EXPLANATION OF GRAPHICAL SYMBOLS: EXPLICACION DE SIMBOLOS GRAFICOS: EXPLICATION DES SYMBOLES GRAPHIQUES:	 = "DANGEROUS VOLTAGE" "VOLTAJE PELIGROSO" "DANGER HAUTE TENSION" "GEFAHLICHE SPANNUNG"	 = "IT IS NECESSARY FOR THE USER TO REFER TO THE INSTRUCTION MANUAL" "ES NECESARIO QUE EL USUARIO SE REFIERA AL MANUAL DE INSTRUCCIONES." "REFEREZ-VOUS AU MANUAL D'UTILISATION" "UNBEDINGT IN DER BEDIENUNGSANLEITUNG NACHSCHLAGEN"	

Crate continually develops new products, as well as improves existing ones. For this reason, the specifications and information in this Crate manual are subject to change without notice.

Crate continuamente desarrolla nuevos productos, así como también mejora los existentes. Por esta razón, las especificaciones e información incluidos en este manual están sujetos a cambios sin previo aviso

Crate développe continuellement des nouveaux produits, ainsi d'améliorer ceux qui existe. Pour cette raison les spécifications et les informations dans ce manuel peuvent se changer sans préavis.



©1998 SLM ELECTRONICS, A DIVISION OF ST. LOUIS MUSIC, 1400 FERGUSON, ST. LOUIS, MO. U.S.A. 63133
 P/N 47-445-02 • 09/98

Free Manuals Download Website

<http://myh66.com>

<http://usermanuals.us>

<http://www.somanuals.com>

<http://www.4manuals.cc>

<http://www.manual-lib.com>

<http://www.404manual.com>

<http://www.luxmanual.com>

<http://aubethermostatmanual.com>

Golf course search by state

<http://golfingnear.com>

Email search by domain

<http://emailbydomain.com>

Auto manuals search

<http://auto.somanuals.com>

TV manuals search

<http://tv.somanuals.com>