

CRATE[®]

BFX15 BASS AMPLIFIER

WITH
DIGITAL SIGNAL
PROCESSING



OWNER'S MANUAL

Congratulations!

You are now the proud owner of the compact but powerful Crate BFX15 Bass Amplifier with Digital Signal Processing. The BFX15 offers a wide selection of digital effects designed especially for the bass guitar, each of which are easily accessed with a simple turn of a control knob. (No programmer's degree required!)

The BFX15 is small in size but big in performance: the 8" Crate Custom speaker makes the most of the amplifier's 12 watts of musical output power. A 4-band rotary EQ and built-in limiter circuit give you complete control over a wide variety of sounds. In addition, the front panel headphone and external speaker jacks make this amplifier equally suitable for private practicing as well as performing in intimate surroundings.

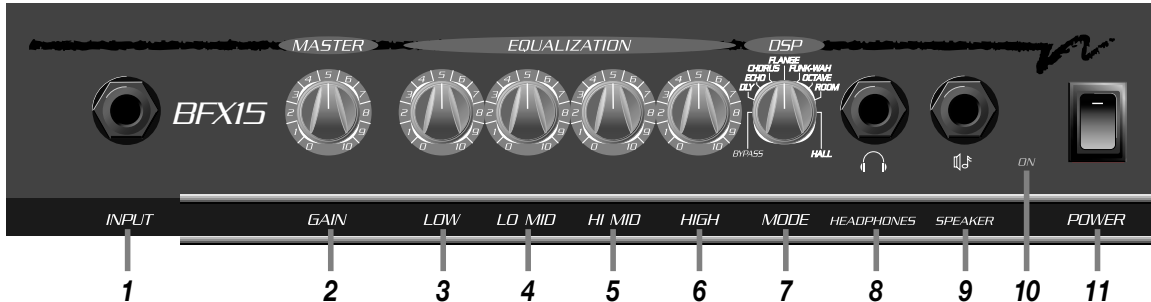
Your BFX15 is designed by musicians and made in the U.S.A., using only the best components. Extensive testing at the hands (and ears) of skilled technicians and musicians ensures you that this amplifier is the absolute best it can be.

In order to get the most out of your new bass amp, we urge you to read this manual before you begin playing.

And ***thank you*** for choosing **CRATE[®]**

CRATE[®] BFX15 Bass Amplifier

The Front Panel:



1. INPUT: The signal output from an instrument (active or passive) or a line level signal may be connected here by means of a shielded instrument cable.

2. GAIN: This serves as the input signal level control for the amplifier and controls the overall output volume level.

3. LOW: Use this control to adjust the output level of the low frequencies. This control has a 24dB range of cut or boost at 70Hz.

4. LO MID: Use this control to adjust the output level of the lower-middle frequencies. This control has a 20dB range of cut or boost at 400Hz.

5. HI MID: Use this control to adjust the output level of the upper-middle frequencies. This control has a 16dB range of cut or boost at 2kHz.

6. HIGH: Use this control to adjust the output level of the high frequencies. This control has a 22dB range of cut or boost at 10kHz.

7. DSP MODE: Select the type of digital effect applied to the signal with this control. The effects are described as follows:

- BYPASS:** No effects applied
- DELAY:** Slapback delay effect
- ECHO:** Long delay effect with regeneration
- CHORUS:** Chorus effect
- FLANGE:** Light flange effect
- FUNK-WAH:** Touch-sensitive wah-wah ("T-Wah") effect

OCTAVE: Adds secondary note one octave lower than original note

ROOM: Small room reverb effect

HALL: Large hall reverb effect

8. HEADPHONES: For private listening, connect a pair of stereo headphones into this jack. The internal speaker is disconnected when headphones are plugged in.

9. SPEAKER: Use this jack to connect the amplifier to an external speaker with a minimum impedance rating of 4 ohms. The internal speaker is disconnected when this jack is used.

WARNING: TO AVOID POSSIBLE HEARING DAMAGE, DO NOT USE HEADPHONES IN THE SPEAKER JACK!





10. ON LED: This LED will illuminate when the amplifier is turned on.

11. POWER: This switch applies AC power to the amplifier. The amplifier is ON when the top of the switch is depressed.

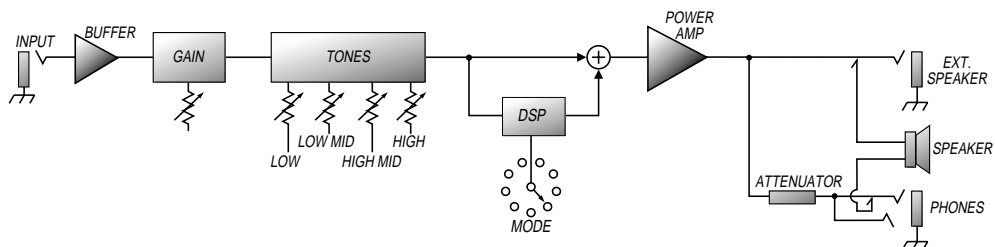
12. AC LINE CORD: Plug this cord into a properly wired, grounded, 120 volt, 60 cycle outlet. **DO NOT attempt to defeat the ground connection of this power cord!** If your amplifier was purchased outside of the United States, see the unit's rear panel labeling for its power rating, and follow the above guidelines.

CRATE® BFX15 Bass Amplifier

Suggested Starting Tone Settings:



System Block Diagram:









BFX15 Technical Specifications:

Output Power Rating	12 watts RMS @ 5% THD 4 ohms, 120 VAC
Maximum Input Signal Level Accepted	15 volts, peak-to-peak
Input Impedance	250k ohms
Signal to Noise Ratio	72dB
Low Control	24dB range @ 70Hz
Low Mid Control	20dB range @ 400Hz
High Mid Control	16dB range @ 2kHz
High Control	22dB range @ 10kHz
Input Power Requirements	120 VAC, 60Hz, 130VA 100/110VAC, 50/60Hz, 30VA 230VAC, 50/60Hz, 30VA
Speaker Size and Rating	Custom Design 8", 15 watts
Cabinet Size and Weight	13.25" H x 13.13" W x 9" D, 18.5 lbs.

The BFX15 is covered with a durable black Tolex material: wipe it clean with a lint-free cloth. Never spray cleaning agents onto the cabinet. Avoid abrasive cleansers which would damage the finish.

Specifications subject to change without notice.

 <p>CAUTION RISK OF ELECTRIC SHOCK DO NOT OPEN</p> <p>CAUTION: TO REDUCE THE RISK OF ELECTRIC SHOCK, DO NOT REMOVE COVER. NO USER-SERVICEABLE PARTS INSIDE. REFER SERVICING TO QUALIFIED SERVICE PERSONNEL.</p>	<p>THIS EQUIPMENT HAS BEEN DESIGNED AND ENGINEERED TO PROVIDE SAFE AND RELIABLE OPERATION. IN ORDER TO PROLONG THE LIFE OF THE UNIT AND PREVENT ACCIDENTAL DAMAGES OR INJURY, PLEASE FOLLOW THESE PRECAUTIONARY GUIDELINES:</p> <p>CAUTION: TO REDUCE THE RISK OF ELECTRIC SHOCK, DO NOT OPEN CHASSIS; DO NOT DEFEAT OR REMOVE THE GROUND PIN OF THE POWER CORD; CONNECT ONLY TO A PROPERLY GROUNDED AC POWER OUTLET.</p> <p>WARNING: TO REDUCE THE RISK OF FIRE OR ELECTRIC SHOCK, DO NOT EXPOSE THIS EQUIPMENT TO RAIN OR MOISTURE.</p> <p>CAUTION: NO USER-SERVICEABLE PARTS INSIDE. REFER SERVICING TO QUALIFIED SERVICE PERSONNEL.</p> <p>CAUTION: OUR AMPLIFIERS ARE CAPABLE OF PRODUCING HIGH SOUND PRESSURE LEVELS. CONTINUED EXPOSURE TO HIGH SOUND PRESSURE LEVELS CAN CAUSE PERMANENT HEARING IMPAIRMENT OR LOSS. USER CAUTION IS ADVISED AND EAR PROTECTION IS RECOMMENDED IF UNIT IS OPERATED AT HIGH VOLUME.</p>	<p>ESTE APARATO HA SIDO DISEÑADO Y CONSTRUÍDO PARA PROVEER AÑOS DE OPERACION SEGURA Y CONFIABLE. PARA PROLONGAR LA VIDA DE ESTA UNIDAD E IMPEDIR DANOS ACCIDENTALES POR FAVOR SIGA ESTAS INSTRUCCIONES PREVENTIVAS:</p> <p>PRECAUCION: PARA DISMINUIR EL RIESGO DE DESCARGAS ELECTRICAS: (1) NO ABRA LA CUBIERTA, (2) NO ES RECOMENDABLE REMOVER O DESACTIVAR LA PATA DEL POLO A TIERRA DEL CABLE DE CORRIENTE, CONECTE CORRECTAMENTE A UNA TOMA DE CORRIENTE A TIERRA.</p> <p>ADVERTENCIA: PARA EVITAR DESCARGAS ELCTRICAS O PELIGRO DE INCENDIO, NO DEJE ESTE APARATO EXPUESTO A LA LLUVIA O HUMEDAD.</p> <p>PRECAUCION: NO HAY PIEZAS ADENTRO QUE EL USUARIO PUEDE REPARAR. DEJE TODO MANTENIMIENTO A LOS TÉCNICOS CALIFICADOS.</p> <p>PRECAUCION: NUESTROS AMPLIFICADORES PUEDEN PRODUCIR NIVELES DE PRESION DE SONIDO ALTO. EXPOSICION CONTINUADA A LOS NIVELES DE PRESION DE SONIDO ALTO PUEDE CAUSAR DANO PERMANENTE A SU OIDO. ES ACONSEJADO QUE USE PRECAUCION AL USUARIO Y ES RECOMENDADO PROTECCION PARA LOS OIDOS SI LA UNIDAD ES OPERADA A VOLUMEN ALTO.</p>	<p>CET ÉQUIPEMENT AVAIT ÉTÉ INVENTÉ ET ARRANGÉ POUR POURVOIR DES ANNÉES D'USAGE SAUF ET SÛR. POUR PROLONGER LA VIE DE CET APPAREIL ET POUR EMPÊCHER LES DOMMAGES ET LES TORTS ACCIDENTELS, SUIVEZ LES INSTRUCTIONS DE PRÉCAUTION.</p> <p>AVERTISSEMENT: POUR RÉDUIRE LES RISQUES D'ÉLECTROCUTION: (1) N'OUVREZ PAS LE CHÂSSIS, (2) NE PAS ESSAYER DE SUPPRIMER LA BROCHE CORRESPONDANT À LA TERRE.</p> <p>ATTENTION: POUR RÉDUIRE LES RISQUES D'UN FEU OU D'ÉLECTROCUTION, N'EXPOSEZ PAS L'APPAREIL À LA PLUIE OU À LA MOÏTEUR.</p> <p>ATTENTION: IL N'Y A PAS D'ÉLÉMENTS RÉPARABLES DANS L'APPAREIL. CONSULTER UN TECHNICIEN QUALIFIÉ POUR LES RÉPARATIONS.</p> <p>ATTENTION: NOS AMPLIFICATEURS SONT CAPABLES DE LA PRODUCTION DES NIVEAUX DE SON D'UNE HAUTE PRESSION. L'EXPOSITION CONTINUE AUX CES NIVEAUX PEUT CAUSER LA SURDITÉ PERMANENTE. LA PRUDENCE EST ADVISÉ À UTILISATEUR ET LA PROTECTION DES OREILLES EST RECOMMANDÉ SI L'APPAREIL EST UTILISÉ À UN HAUT NIVEAU DE VOLUME.</p>
 <p>PRECAUCION RIESGO DE CORRIENTAZO NO ABRA</p> <p>PRECAUCION PARA DISMINUIR EL RIESGO DE CORRIENTAZO NO ABRA LA CUBIERTA NO HAY PIEZAS ADENTRO QUE EL USUARIO PUEDE REPARAR DEJE TODO MANTENIMIENTO A LOS TÉCNICOS CALIFICADOS</p>			
 <p>ATTENTION RISQUE D'ELECTROCUTION NE PAS OUVRIR</p> <p>ATTENTION: POUR RÉDUIRE D'ÉLECTROCUTION NE PAS ENLEVER LE COUVERCLE. AUCUNE PIÈCE INTERNE N'EST RÉPARABLE PAR L'UTILISATEUR. POUR TOUTE RÉPARATION, S'ADRESSER À UN TECHNICIEN QUALIFIÉ.</p>			
 <p>VORSICHT ELEKTRISCHE SCHLAGEFAHR NICHT OFFENEN</p> <p>VORSICHT: ZUR MINIMIERUNG ELEKTRISCHER SCHLAGEFAHR NICHT DEN DECKEL ABNEHMEN. INTERNE TEILE KÖNNEN NICHT VOM BENUTZER GEWARTET WERDEN. DIE WARTUNG IS QUALIFIZIERTEM WARTUNGSPERSONAL ZU ÜBERLASSEN.</p>			
<p>EXPLANATION OF GRAPHICAL SYMBOLS:  = "DANGEROUS VOLTAGE" "VOLTAJE PELIGROSO" "DANGER HAUTE TENSION" "GEFÄHRLICHE SPANNUNG"</p> <p>EXPLICACION DE SIMBOLOS GRAFICOS:  = "IT IS NECESSARY FOR THE USER TO REFER TO THE INSTRUCTION MANUAL" "ES NECESARIO QUE EL USUARIO SE REFIERA AL MANUAL DE INSTRUCCIONES." "REFERREZ-VOUS AU MANUAL D'UTILISATION" "UNBEDINGT IN DER BETRIEBUNGSANLEITUNG NACHSCHLAGEN"</p> <p>EXPLICATION DES SYMBOLES GRAPHIQUES:</p>			

Free Manuals Download Website

<http://myh66.com>

<http://usermanuals.us>

<http://www.somanuals.com>

<http://www.4manuals.cc>

<http://www.manual-lib.com>

<http://www.404manual.com>

<http://www.luxmanual.com>

<http://aubethermostatmanual.com>

Golf course search by state

<http://golfingnear.com>

Email search by domain

<http://emailbydomain.com>

Auto manuals search

<http://auto.somanuals.com>

TV manuals search

<http://tv.somanuals.com>