


VCA-MC4A VCA-MC8

CTs MULTICHANNEL AMPLIFIER ACCESSORIES



VCA-MC8 is shown. VCA-MC4 is similar but with two barrier connectors.

The Crown® VCA-MC4A and VCA-MC8 are optional level-control modules for the Crown CTs multichannel power amplifiers. The VCA-MC4A is for the CTs 4200, and the VCA-MC8 is for the CTs 8200.

A VCA-MC module provides independent remote level control for each channel. 4-pin removable Phoenix-style barrier connectors provide the +10VDC control voltage, ground, and control lines for two amplifier chassis. Thus, the 4-channel CTs 4200 uses two connectors; the 8-channel CTs 8200 uses four connectors.

Crown CTs 4200 and 8200 amplifiers can be supplied with a VCA-MC module already factory-installed, or your choice of MC modules can be easily added to the amplifier by any authorized Crown Service Center. Contact Crown Technical Support for more details.

Also available are optional wall-mount level control panels for use with the VCA module: the 1-VCAP and 4-VCAP.


The 1-VCAP is a single-gang panel providing remote volume control for one or more CTs amplifier channels. The potentiometer on the panel is wired directly to one of the VCA connectors on the VCA-MC.

The 4-VCAP is a two-gang panel providing remote volume control for four or more CTs amplifier channels. Each potentiometer on the panel is wired directly to the respective VCA connector on the VCA-MC.


For more details about the Crown VCA-MC4A and VCA-MC8, contact Crown Technical Support at 800-342-6939 or 574-294-8200. Also, visit the Crown Audio website at www.crown-audio.com.

Features

- Independent remote level control for each channel
- 4-pin removable Phoenix-style barrier connectors provide the +10VDC control voltage, ground, and control lines for two amplifier channels
- Optional wall-mount level control panels for use with VCA modules: 1-VCAP and 4-VCAP



Optional 1-VCAP wall-mount level control module



Optional 4-VCAP wall-mount level control module



INSTALLED



C I N E M A

VCA-MC4A

VCA-MC8

Specifications

VCA-MC4A

Pins: VCA, GND, +10V, VCA (x2)

Control Voltage: 0 to +10VDC between GND and VCA

Weight: 3.6 oz (102 g)

Dimensions:

Gain Module: 5-1/2 in x 2-1/2 in
(14.0 cm x 6.4 cm)

Connector Break-Out: 5-15/16 in x 1-1/2 in
(15 cm x 3.8 cm)

VCA-MC8

Pins: VCA, GND, +10V, VCA (x4)

Control Voltage: 0 to +10VDC between GND and VCA

Weight: 5.0 oz (142 g)

Dimensions:

Gain Module: 5-1/2 in x 2-1/2 in
(14.0 cm x 6.4 cm)

Connector Break-Out: 5-15/16 in x 1-1/2 in
(15 cm x 3.8 cm)

1-VCAP

Pins: VCA, GND, +10V

Weight: 3.0 oz (85 g)

Dimensions: 2-1/2 in x 4-1/2 in
(6.4 cm x 11.4 cm)

4-VCAP

Pins: VCA, GND, +10V (x4)

Weight: 6.5 oz (184 g)

Dimensions: 4-1/2 in x 4-1/2 in
(11.4 cm x 11.4 cm)

Choosing the Right Module

To order accessory modules for your amplifier, please refer to the model tag (located on the back panel of the amplifier) for your amplifier's specific model number. Then refer to the chart below to select the correct accessory for your requirements.

CTs 4200: VCA-MC4

CTs 4200A: VCA-MC4A

CTs 8200: VCA-MC8

Crown's Three-Year, No-Fault, Fully Transferable Warranty

Crown offers a Three-Year, No-Fault, Fully Transferable Warranty for every new Crown amplifier product—an unsurpassed industry standard. With this unprecedented No-Fault protection, your new Crown amplifier product is warranted to meet or exceed original specifications for the first three years of ownership. During this time, if your unit fails, or does not perform to original specifications, it will be repaired or replaced at our expense. About the only things not covered by this warranty are those losses normally covered by insurance and those caused by intentional abuse. And the coverage is transferable, should you sell your unit.

See your authorized Crown dealer for full warranty disclosure and details. For customers outside of the USA, please contact your authorized Crown distributor for warranty information or call 574-294-8200.



crown

A Harman International Company

Crown International
1718 W. Mishawaka Rd.
Elkhart, IN 46517-9439
TEL: 574-294-8200
FAX: 574-294-8FAX
www.crownaudio.com

Specifications subject to change without prior notice. Latest information available at www.crownaudio.com.

Crown and Crown Audio are registered trademarks of Crown International. Other trademarks are the property of their respective owners. Printed in U.S.A.

©2005 Crown Audio®, Inc.

Free Manuals Download Website

<http://myh66.com>

<http://usermanuals.us>

<http://www.somanuals.com>

<http://www.4manuals.cc>

<http://www.manual-lib.com>

<http://www.404manual.com>

<http://www.luxmanual.com>

<http://aubethermostatmanual.com>

Golf course search by state

<http://golfingnear.com>

Email search by domain

<http://emailbydomain.com>

Auto manuals search

<http://auto.somanuals.com>

TV manuals search

<http://tv.somanuals.com>