

Series 1000 and 1500

2. NEW HOOD DESIGN

- 2.1. Early 1000 and 1500 Series tractors used a variety of steel hoods and side panels. Later ones resembled those used on the 2000 and 2500 Series tractors.
- 2.2. The hood presently used on the 1000 series tractors is a molded 1-piece design. See Figure 2.2.



Figure 2.2

- 2.3. The 1000 Series hood opens from the back. See Figure 2.3.



Figure 2.3

Series 1000 and 1500

2.4. The 1000 Series hood can be easily removed: See Figure 2.4.



Figure 2.4

- Disconnect the headlight wires
- Release the retaining springs
- Align the bolts in the hood with the slots in the hinge.
- Lifting the hood off of the tractor.

2.5. The hood used on the 1500 Series tractors for 2005 and 2006 is more substantial than that used on the 1000 Series. It is a one-piece molded design very similar to the one used on the much larger 5000 and 6000 series tractors. See Figure 2.5.



Figure 2.5

- It opens from the front.

• A pair of gas charged cylinders provide lift assist. See Figure 2.5.




Figure 2.5

2.6. A new spring-loaded latch was added to hold the hood closed. See Figure 2.6.




Figure 2.6

- 2.7. A torsion spring keeps the latch secure until the lower pivot latch is intentionally pulled up, to open the hood. See Figure 2.7.




Figure 2.7

- 2.8. The hood latches to a sturdy rod that is mounted to the front of the frame. See Figure 2.8.




Figure 2.8

3. HOOD PANEL REMOVAL: 1500 SERIES

NOTE: Use this procedure if the hood alone is to be removed. Typical reasons might include replacement because of damage to the hood, or to ease access for other service.

- 3.1. Disconnect ground cable from battery using a 7/16" wrench.

- 3.2. Disconnect headlight harness (plugged secured to hood lift cylinder). See Figure 3.2.



Figure 3.2

- 3.3. Remove the air deflector baffle using a 3/8" wrench. See Figure 3.3.



Figure 3.3

- 3.4. Support the hood as it is being loosened.
3.5. Separate hood from hinge using a 3/8" wrench.
3.6. Lift hood off of tractor.

Free Manuals Download Website

<http://myh66.com>

<http://usermanuals.us>

<http://www.somanuals.com>

<http://www.4manuals.cc>

<http://www.manual-lib.com>

<http://www.404manual.com>

<http://www.luxmanual.com>

<http://aubethermostatmanual.com>

Golf course search by state

<http://golfingnear.com>

Email search by domain

<http://emailbydomain.com>

Auto manuals search

<http://auto.somanuals.com>

TV manuals search

<http://tv.somanuals.com>