

# CyberPower™

## User's Manual for CyberShield External Battery Pack

### CS20A-EBP 20Ah 12V Battery

---

CyberShield UPSs are designed to provide a local power solution for cable telephony, wireless local loop (WLL), and fiber to the home (FTTH) broadband equipment. CyberShield External Battery Pack connects directly to the CyberShield providing longer runtime for connected applications.

---

### IMPORTANT SAFETY WARNINGS (SAVE THESE INSTRUCTIONS)

This manual contains important instructions regarding the installation and operation of this device. Read this manual thoroughly before attempting to unpack, install or operate this device.

**CAUTION!** The battery can energize hazardous live parts inside even when the AC input power is disconnected.

**CAUTION!** To prevent the risk of fire or electric shock, install in a temperature and humidity controlled indoor area, free of conductive contaminants. (Please see specifications for acceptable temperature and humidity range).

**CAUTION!** To reduce the risk of electric shock, do not remove the cover, except to service the battery. No user serviceable parts inside, except for the battery.

**CAUTION!** To avoid electric shock, turn off the unit and unplug it from the AC power source before servicing the battery or installing a computer component.

---

## UNPACKING

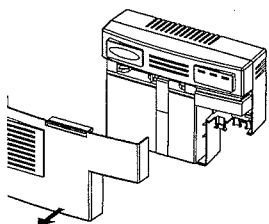
Inspect the unit upon receipt. Notify the shipping carrier or product supplier if there is damage. The box should contain the following:

- 1.) the enclosure (cable and connector attached)
- 2.) the battery (installed, not connected)
- 3.) product documentation.

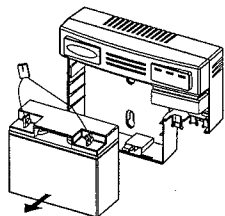
## ENCLOSURE INSTALLATION

Carefully follow these instructions during installation of this device:

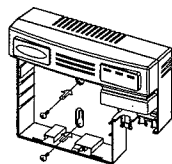
- 1.) Carry out the installation in a safe area that is free of excessive dust and has adequate airflow.
- 2.) Screws must be appropriate for total weight of the UPS and the mounting surface material.
- 3.) Do not operate the UPS where the temperature and humidity are outside the specified limits.  
(Refer to specification in this manual.)



Step 1:  
a. Remove the battery cover.

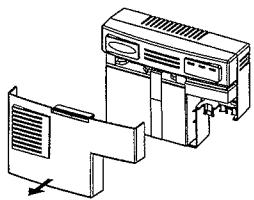


Step 2:  
a. Unstrap strap from battery.  
b. Slide battery off of the shelf.  
c. Disconnect battery cable connector at chassis end.

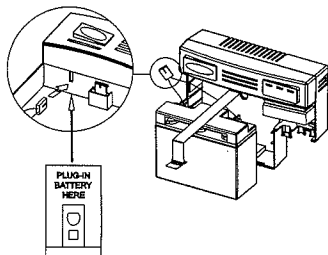


Step 3:  
a. Use the enclosed installation template to mark an installation location for the unit.  
b. Mount the unit on the wall with 2 mounting screws into the keyhole slots.  
c. Tighten the screws to secure the units.  
d. Connect the battery connector and replace the battery back.

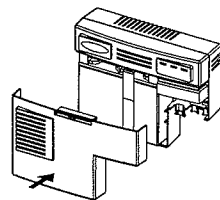
## BATTERY INSTALLATION



Step 1:  
a. Remove the battery cover.

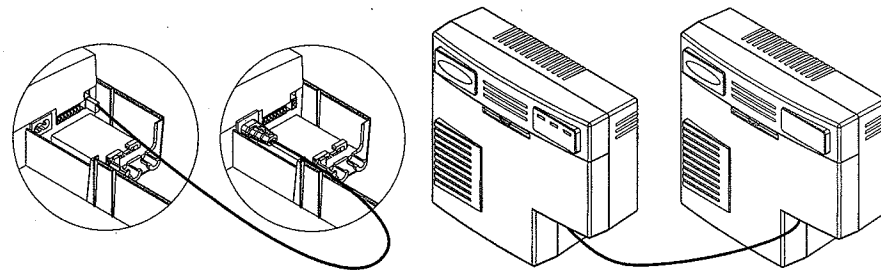


Step 2:  
a. Loosen the battery strap.  
b. Disconnect battery cable connector to remove battery.  
c. Replace with new battery and re-connect the battery connector.

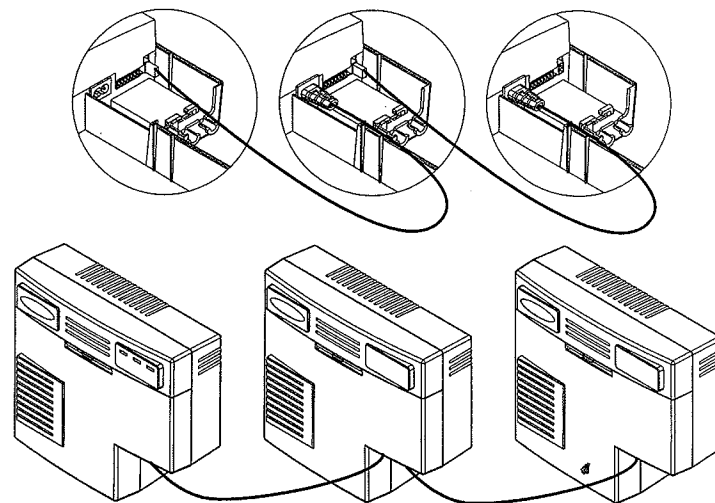


Step 3:  
a. Tighten the battery strap and close the battery cover.

## CONNECTING A SINGLE EXTERNAL BATTERY PACK



## CONNECTING MULTIPLE EXTERNAL BATTERY PACKS



## BATTERY REPLACEMENT

This UPS has an easy to replace, hot-swappable battery. Replacement is a safe procedure, isolated from electrical hazards. You may leave the UPS and connected equipment on for this procedure.

To replace the battery module refer to **BATTERY INSTALLATION**, above.



Once the battery is disconnected, the connected equipment is not protected from power outages.



Deliver spent batteries to a recycling facility or ship to the manufacturer in the replacement battery packing material.



The UPS battery charges when it is connected to utility power. The battery charges fully during the first **24 hours** of normal operation. Do not expect full battery run capability during this initial charge period.

# SPECIFICATION

Model	CS20A-EBP
<b>Battery</b>	
Battery Type	Sealed, Maintenance Free Lead-Acid Battery
Numbers of Battery	20AH / 12V x 1
Replaceable	Yes
<b>Physical</b>	
Maximum Dimensions (L*W*D)	30cm x 28cm x 9.9cm
Weight (kg)	7.5
<b>Environment</b>	
Operating Temperature	32°F - 104°F (0 - 40°C)
Operating Humidity	0 - 95% noncondensing within enclosure
Max Operating Elevation	10,000ft (3,000m)
Max Storage Elevation	50,000ft (15,000m)
Storage Temperature	5°F - 113°F (-15°C - 45°C)

## FCC NOTICE

This equipment has been tested and found to comply with the limits for a Class B digital device, pursuant to part 15 of the FCC Rules. These limits are designed to provide reasonable protection against harmful interference in a residential installation. This equipment generates, uses and can radiate radio frequency energy and, if not installed and used in accordance with these instructions, may cause harmful interference to radio communications. However, there is no guarantee that interference will not occur in a particular installation. If this equipment does cause harmful interference to radio or television reception, which can be determined by turning the equipment off and on, the user is encouraged to try to correct the interference by one or more of the following measures: (1) Reorient or relocate the receiving antenna. (2) Increase the separation between the equipment and receiver. (3) Connect the equipment into an outlet on a circuit different from that to which the receiver is connected. (4) Consult the dealer or an experienced radio/TV technician for help.

**CAUTION:** Shielded signal cables must be used with this device to ensure compliance with Class B FCC limits.

**CAUTION:** Any changes or modifications not expressly approved by Cyber Power could void the authority granted by the FCC to operate this equipment.

## LIMITED WARRANTY

CyberPower warrants to you, the Initial Purchaser, that the Product will be free from defects in material and workmanship for three years from the date of original purchase, subject to the terms of this Limited Warranty. This Limited Warranty gives you specific rights, and you may have other rights, which vary from State to State or Province to Province.

Any Implied Warranty of Merchantability or for Fitness for a Particular Purpose, if applicable to the Product, is limited in duration to three years. This provision shall NOT create any Implied Warranty or Merchantability or of Fitness for a Particular Purpose that would not otherwise apply to the Product. **NOTE: Some States and Provinces do not allow limitations on how long an implied warranty lasts, so the above limitation may not apply to you.**

To be covered you must still be the owner of the Product at the time of the failure that results in the claim made under this Limited Warranty. Your sole and exclusive remedies are those provided by this Limited Warranty. This exclusion of other express warranties applies to written and oral express warranties. CyberPower excludes any liability for personal injury. CyberPower excludes any liability for direct, indirect, special, incidental, or consequential damages, whether for damage to or loss of property, loss of profits, business interruption, information or data. This exclusion applies even though damage or loss is caused by negligence or other fault. **NOTE: Some States or Provinces do not allow the exclusion or limitation of incidental or consequential damages, so the above limitation may not apply to you.**

**DO NOT USE FOR MEDICAL OR LIFE SUPPORT EQUIPMENT OR OTHER HIGH RISK ACTIVITIES.** CyberPower does not sell the PRODUCT for use in high-risk activities. The PRODUCT is not designed or intended for use in hazardous environments requiring fail-safe performance, including the operation of nuclear facilities, aircraft navigation or communication systems, air traffic control, weapons systems, life support or medical applications or for use in any circumstance in which the failure of the PRODUCT could lead directly to death, personal injury, or severe physical or property damage, or that would affect operation or safety of any medical or life support device (collectively, "High Risk Activities"). CyberPower expressly disclaims any express or implied warranty of fitness for High Risk Activities. CyberPower does not authorize use of any PRODUCT in any High Risk activities. **ANY SUCH USE IS IMPROPER AND IS A MISUSE OF A CYBERPOWER PRODUCT.**

The Limited Warranty is governed by the laws of the United States and the State of Minnesota, without reference to conflict of law principles. The application of the United Nations Convention of Contracts for the International Sale of Goods is expressly excluded.

For more information, please contact:

CyberPower Systems ( USA ), Inc. 5555 12th Avenue East, Suite 110, Shakopee, MN55379

CyberPower Systems B. V. ( Europe ) Uilenwaard 42, 5236 WB, 's-Hertogenbosch, The Netherlands

Phone: (952)403-9500

Fax: (952)403-0009

[www.cyberpowersystems.com](http://www.cyberpowersystems.com)

Phone: (31)73 649-1209

Fax: (31)73 649-1208

[www.cyberpower-eu.com](http://www.cyberpower-eu.com)

**CyberPower™**  
The Power To Control the Power.

K01-CS20A00

## Free Manuals Download Website

<http://myh66.com>

<http://usermanuals.us>

<http://www.somanuals.com>

<http://www.4manuals.cc>

<http://www.manual-lib.com>

<http://www.404manual.com>

<http://www.luxmanual.com>

<http://aubethermostatmanual.com>

Golf course search by state

<http://golfingnear.com>

Email search by domain

<http://emailbydomain.com>

Auto manuals search

<http://auto.somanuals.com>

TV manuals search

<http://tv.somanuals.com>