

EGR30

dacor
The Life of the Kitchen.®

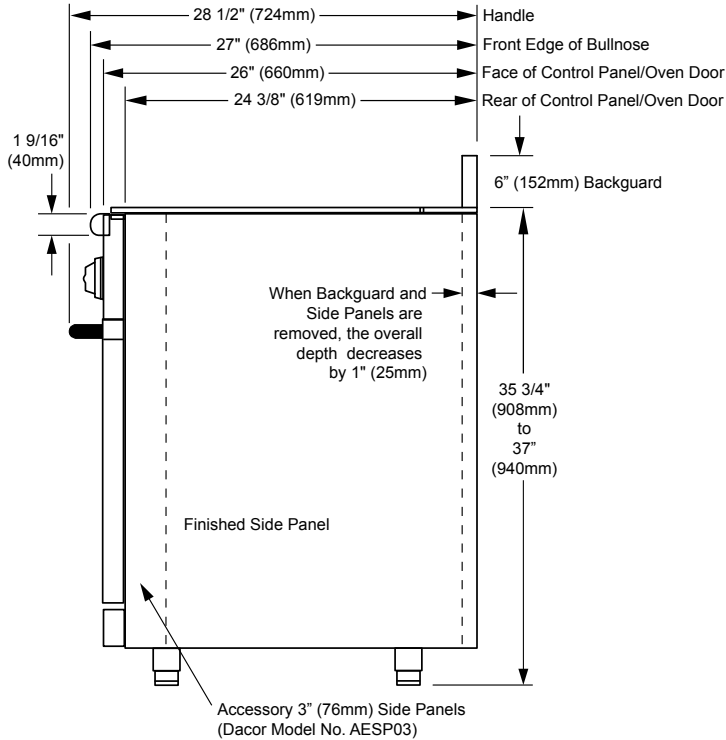
Revised
07/30/08

30" Wide, Epicure™ Range

1/2

PLANNING GUIDE

All tolerances +1/16" -0 (+1.6 mm, 0) unless otherwise noted.



**EGR30
OVERALL DIMENSIONS
SIDE VIEW**

WARNING

- ◇ Observe all governing codes and ordinances during planning and installation. Contact your local building department for further information.
- ◇ This appliance must be installed in accordance with the accompanying installation instructions.

Dacor® Model No.	Electrical Circuit Required	Total Connected Load	Gas Type	Manifold Pressure	Min. Gas Supply Pressure
EGR30	120 Vac, 60 Hz, 15 Amp	0.75 kW (6Amp)	Natural	5" Water Column	6" Water Column
EGR30LP			Liquid Propane	10" Water Column	11" Water Column

NOTES:

1. Utilities may be located in the lower left corner of the adjacent right cabinet. (Recommended)
2. Contact your local building department to verify compliance with local code interpretation.
3. Dacor rear top trim (part #26793; shipped with unit) must be used if backguard and side panels are removed.
4. See the Combination Installation (CI) section if installing with a downdraft.

EGR30

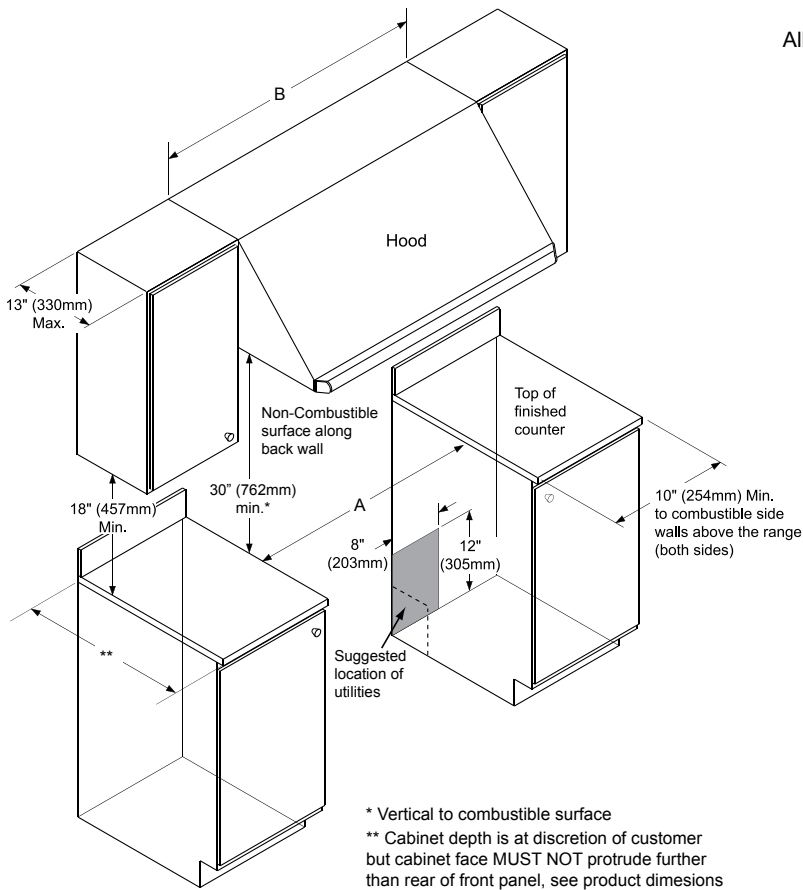
dacor
The Life of the Kitchen.®

Revised
07/30/08

30" Wide, Epicure™ Range

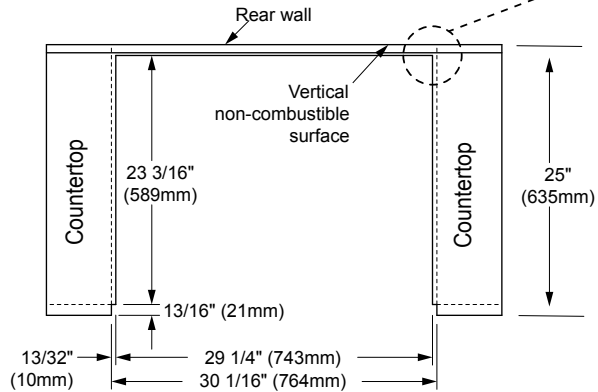
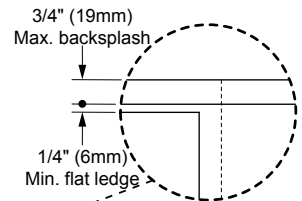
2/2

PLANNING GUIDE



Model Number	"A" Cabinet Width	"B" Hood Width
EGR30	30 1/16" (764mm)	30" (762mm)

CABINET DIMENSIONS



TOP VIEW CUTOUT DIMENSIONS

(Slide-In, Self-Rimming Installation with Side Panels and Backguard Removed)

Free Manuals Download Website

<http://myh66.com>

<http://usermanuals.us>

<http://www.somanuals.com>

<http://www.4manuals.cc>

<http://www.manual-lib.com>

<http://www.404manual.com>

<http://www.luxmanual.com>

<http://aubethermostatmanual.com>

Golf course search by state

<http://golfingnear.com>

Email search by domain

<http://emailbydomain.com>

Auto manuals search

<http://auto.somanuals.com>

TV manuals search

<http://tv.somanuals.com>