

S/N No. : 9CD8303000

# Service Manual

## DVD Micro System

Model: RD-400( X ) Series

---



" X " series only



**DAEWOO DAT CO., LTD.**

JAN. 2005

DIGITAL ADVANCED TECHNOLOGY

# DVD MICRO SYSTEM





## RD-400(×) Series

### Contents

1. SAFETY PRECAUTIONS.....	1/2		
2. SPECIFICATIONS.....	3	8. INTERNAL BLOCK DIAGRAM OF ICs.....	24/28
3. LOCATION OF USERS CONTROLS.....	4/6	9. BLOCK DIAGRAM.....	29
●FRONT PANEL		10. WIRING DIAGRAM.....	30
●REAR PANEL		11. SCHEMATIC DIAGRAM.....	31/35
●DISPLAY		●MPEG Section	
●REMOTE CONTROLLER		●MPEG RF Section	
4. CONNECTING TO EQUIPMENT.....	7/8	●I/A Section	
●CONNECTING TO TV		●FRONT Section	
●CONNECTING TO AUDIO & VIDEO		●POWER Section	
●CONNECTING TO SPEAKER		12. PRINTED CIRCUIT DIAGRAM.....	36/41
●CONNECTING TO RECORDING EQUIPMENT		●Front	
5. FIRMWARE UPGRADE .....	9/10	●Main	
6. TROUBLE SHOOTING GUIDE.....	11/20	●MPEG	
7. WAVEFORMS OF MAJOR CHECK POINT.....	21/23	13. EXPLODED VIEW AND MECHANICAL PARTS LIST ..	42/43
●AUDIO OUT SIGNAL WAVEFORM		●MECHANICAL EXPLODED VIEW	
●DAC OUTPUT SIGNAL WAVEFORM		●MECHANICAL PARTS LIST	
●OPTICAL OUTPUT AUDIO DATA SIGNALFORM		14. ELECTRICAL PARTS LIST.....	Appendix
●L/R CLOCK DATA WAVEFORM DURING NORMAL PLAY		●ELECTRICAL PARTS LIST	
●SERIAL DATA OUTPUT WAVEFORM DURING NORMAL PLAY		●ELECTRICAL PARTS LIST [OPTION LIST]	
●Pr OUTPUT DATA WAVEFORM IN COMPONENT OUTPUT			
●Pb OUTPUT DATA WAVEFORM IN COMPONENT OUTPUT			
●Y OUTPUT DATA WAVEFORM IN COMPONENT OUTPUT			
●COMPOSITEOUTPUT DATA WAVEFORM IN MONITOR OUTPUT			
●S-VIDEO OUTPUT DATA WAVEFORM			

# 1. Safety Precautions

**WARNING:** TO PREVENT FIRE OR ELECTRIC SHOCK, DO NOT EXPOSE THIS APPLIANCE TO RAIN OR MOISTURE.

	<p><b>CAUTION</b>  <b>RISK OF ELECTRIC SHOCKS</b>  <b>DO NOT OPEN</b></p>	
<p><b>CAUTION :</b> TO REDUCE THE RISK IF ELECTRIC SHOCK, DO NOT REMOVE COVER (OR BACK). NO USER SERVICEABLE PARTS INSIDE.  REFER SERVICING TO QUALIFIED SERVICE PERSONNEL.</p>		
	<p>THIS SYMBOL IS INTENDED TO ALERT THE USER TO THE PRESENCE OF UNINSULATED "DANGEROUS VOLTAGE" WITHIN THE PRODUCT'S ENCLOSURE THAT MAY BE SUFFICIENT MAGNITUDE TO CONSTITUTE A RISK OF ELECTRIC SHOCK TO PERSONS.</p>	
	<p>THIS SYMBOL IS INTENDED TO ALERT THE USER TO THE PRESENCE OF IMPORTANT OPERATING AND MAINTENANCE (SERVICING) INSTRUCTIONS IN THE LITERATURE ACCOMPANYING THE APPLIANCE.</p>	

**CAUTION**

TO PREVENT ELECTRIC SHOCK, DO NOT USE THIS POLARIZED AC PLUG WITH AN EXTENSION CORD, RECEPTACLE OR OTHER OUTLET UNLESS THE BLADES CAN BE FULLY INSERTED TO PREVENT BLADE EXPOSURE.

**LASER SAFETY**

THIS UNIT EMPLOYS A LASER. ONLY QUALIFIED SERVICE PERSONNEL SHOULD REMOVE THE COVER OR ATTEMPT TO SERVICE THIS DEVICE DUE TO POSSIBLE EYE INJURY.

**CAUTION :** USE OF ANY CONTROLS, ADJUSTMENTS, OR PROCEDURES OTHER THAN THOSE SPECIFIED HEREIN MAY RESULT IN HAZARDOUS RADIATION EXPOSURE.

**CAUTION :** TO PREVENT ELECTRIC SHOCK, MATCH WIDE BLADE OF PLUG TO WIDE SLOT, FULLY INSERT.

**ATTENTION :** POUR EVITER LES CHOCS ELECTRIQUES, INTRODUIRE LA LAME LA PLUS LARGE DE LA FICHE DANS LA BORNE CORRESPONDANTE DE LA PRISE ET POUSSER JUSQU'AU FOND.

## Important Safety Instructions

- All the safety and operating instructions should be read before the appliance is operated.
- The safety and operating instructions should be retained for future reference.
- All warnings on the appliance and in the operating instructions should be adhered to.
- All operating and use instructions should be followed.

1. Water and Moisture - The appliance should not be used near water - for example, near a bathtub, washbowl, kitchen sink,

laundry tub, in a wet basement, or near a swimming pool, and the like.

PORTABLE CART

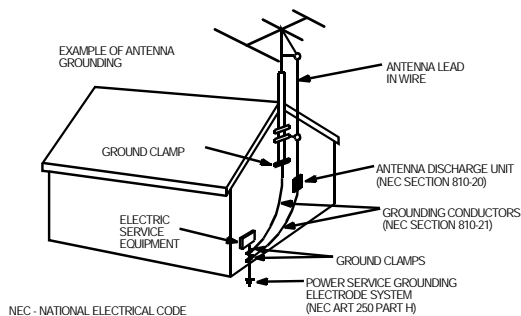


Figure 2

2. Carts and Stands - The appliance should be used only with a cart or stand that is recommended by the manufacturer.
3. An appliance and cart combination should be moved with care. Quick stops, excessive force, and uneven surfaces may cause the appliance and cart combination to overturn.
4. Wall or Ceiling Mounting - The appliance should be mounted to a wall or ceiling only as recommended by the manufacturer.
5. Ventilation - The appliance should be situated so that its location or position does not interfere with its proper ventilation. For example, the appliance should not be situated on a bed, sofa, rug, or similar surface that may block the ventilation openings; or, placed in a built-in installation, such as a bookcase or cabinet that may impede the flow of air through the ventilation openings.
6. Heat - The appliance should be situated away from heat sources such as radiators, heat registers, stoves, or other appliances (including amplifiers) that produce heat.
7. Power Sources - The appliance should be connected to a power supply only of the type described in the operating instructions or as marked on the appliance.
8. Grounding or Polarization - The precautions that should be taken so that the grounding or polarization means of an appliance is not defeated.
9. Power - Cord Protection - Power-supply cords should be routed so that they are not likely to be walked on or pinched by items placed upon or against them, paying particular attention to cords at plugs, convenience receptacles, and the point where they exit from the appliance.
10. Protective Attachment Plug - If the appliance is equipped with an attachment plug having overload protection. This is a safety feature. See Instruction Manual for replacement or resetting of protective device. If replacement of the plug is required, be sure the service technician has used a replacement plug specified by the manufacturer that has the same overload protection as the original plug.
11. Cleaning - The appliance should be cleaned only as recommended by the manufacturer.
12. Power Lines - An outdoor antenna should be located away from power lines.

# 1. Safety Precautions

13. Outdoor Antenna Grounding - If an outside antenna is connected to the receiver be sure the antenna system is grounded so as to provide some protection against voltage surges and built-up static charges. Article 810 of the National Electrical Code, ANSI/NFPA 70, provides information with regard to proper grounding of the mast and supporting structure, grounding of the lead-in wire to an antenna-discharge unit, size of grounding conductors, location of antenna-discharge unit, connection to grounding electrodes and requirements for the grounding electrode. See Figure 1.



14. Non-use Periods - The power cord of the appliance should be unplugged from the outlet when left unused for a long period of time.

15. Object and Liquid Entry - Care should be taken so that objects do not fall and liquids are not spilled into the enclosure through openings.

16. Damage Requiring Service - The appliance should be serviced by qualified service personnel when:

- a) The power-supply cord or the plug has been damaged; or
- b) Objects have fallen, or liquid has been spilled into the appliance; or
- c) The appliance has been exposed to rain; or
- d) The appliance does not appear to operate normally or exhibits a marked change in performance; or
- e) The appliance has been dropped, or the enclosure damaged.

17. Servicing - The user should not attempt to service the appliance beyond that described in the operating instructions. All other servicing should be referred to qualified service personnel.

## 2. Specifications

### General Specifications

Power supply	Operating Voltage (Option)	AC 110V ~ 127V or 220V ~ 240V (50 / 60Hz)	
	Power consumption	Standby	0.8 Watt
		Operating	76 Watt
Dimensions (W x D x H) / Weight		170 x 260 x 184 mm / 4.7 kg	

### Audio Section

POWER OUTPUT at 10 % THD (RMS)	At 1KHz, 6 ohms	30 W
THD (Total Harmonic Distortion)	At 1KHz, 10 W	0.1 %
Input Sen. / Impedance @ 1KHz, 47 K ohms	VIDEO	400 mV $\pm$ 30 mV / 47K
Output Level / Impedance @ 1KHz	Tape Rec	400 mV $\pm$ 30 mV / 2.2K
Frequency Response (Analogue)	at 1W : VIDEO -3 dB	20 Hz ~ 30 KHz
S/N Ratio IHF-A Weighted	VIDEO	60 dB

### Video Section

Input Sen./Impedance	Composite Video (Video)	1 Vp-p / 75 ohm	$\pm$ 0.5 dB
Output Level/Impedance	Composite 75 ohm	1 Vp-p / 75 ohm	$\pm$ 0.5 dB
	S-Video (Y/C) 75 ohm (DVD only)	1 Vp-p / 0.286 Vp-p	$\pm$ 0.5 dB
	Component Out(Y/ Cb/ Cr) : Option	1V p-p / 0.7 Vp-p / 0.7 Vp-p	$\pm$ 0.5 dB
Frequency Response	Ref 500 KHz		5 Hz ~ 5.7 MHz
Crosstalk	@1 MHz	45 dB	40 dB
S/N Ratio	DVD	60 dB	

### FM Section

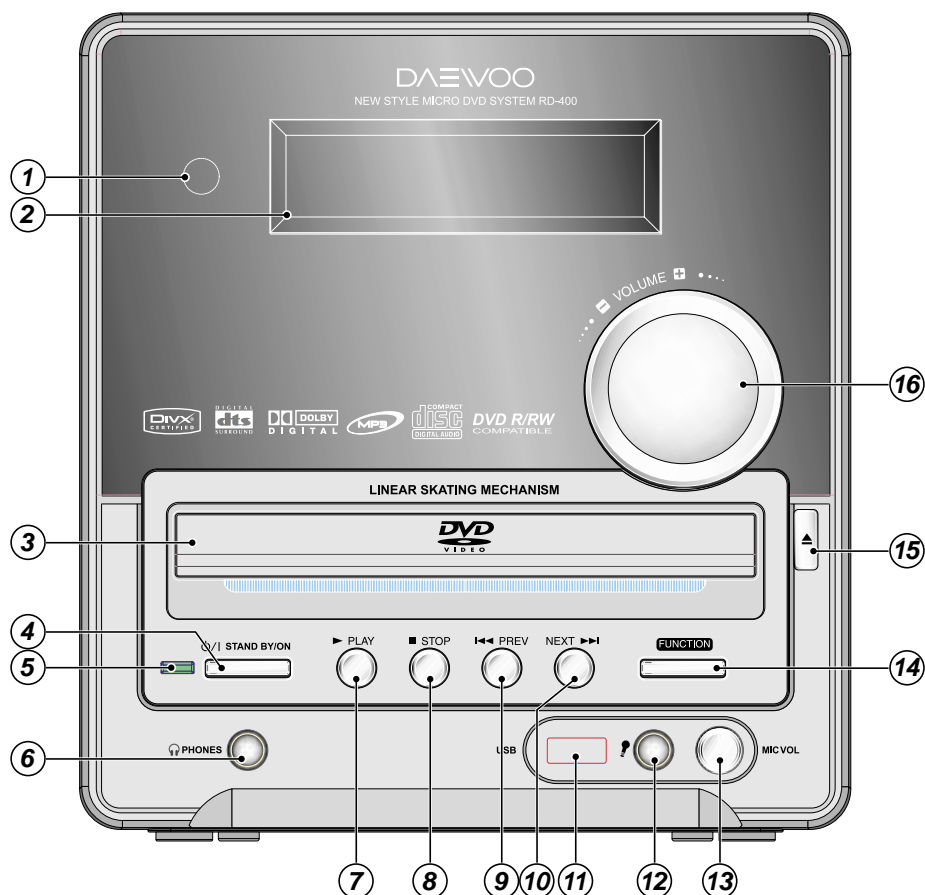
Tuning Range	USA Version	87.5 ~ 108.0 MHz
	Australia / Europe Version	87.5 ~ 108.0 MHz
Scanning Frequency Interval	USA Version	100 KHz
	Australia / Europe Version	50 KHz
Usable Sensitivity, 75 ohms	S/N = 30dB, USA Version	2 uV (17.2dBf)
	S/N = 26dB, Australia / Europe Version	3 uV (20.8dBf)
	Mono USA Version	70 dB
S/N Ratio @1mV IHF-A FILTER	Mono Australia / Europe Version	70 dB
	Stereo USA Version	65 dB
	Stereo Australia / Europe Version	63 dB

### AM(MW) Section

Tuning Range	USA Version	530 ~ 1,710 KHz
	Europe Version	522 ~ 1,620 KHz
Scanning Frequency Interval	USA Version	10 KHz
	Europe Version	9 KHz
Usable Sensitivity, 75 ohms	S/N = 20dB, USA Version	62 dBuV
	S/N = 20dB, Europe Version	62 dBuV
S/N Ratio @1mV IHF-A FILTER	USA Version	45 dB
	Europe Version	45 dB

## 3. Location of Users Controls

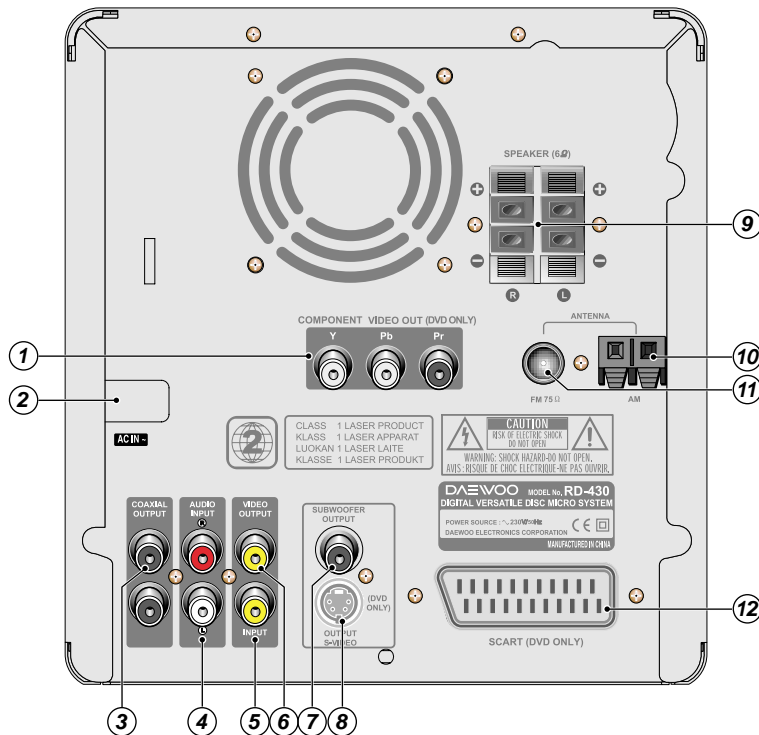
### • Front Panel



- |                          |                           |
|--------------------------|---------------------------|
| 1. Remote Control Sensor | 9. PREV (◀◀) button       |
| 2. Display               | 10. NEXT (▶▶) button      |
| 3. DISC TRAY             | 11. USB jack(Optional)    |
| 4. STANDBY/ON button     | 12. Microphone jack       |
| 5. STANDBY/ON LED lamp   | 13. Mic. VOLUME Control   |
| 6. PHONES jack           | 14. FUNCTION button       |
| 7. PLAY (▶) button       | 15. OPEN/CLOSE (▲) button |
| 8. STOP (■) button       | 16. MASTER VOLUME Control |

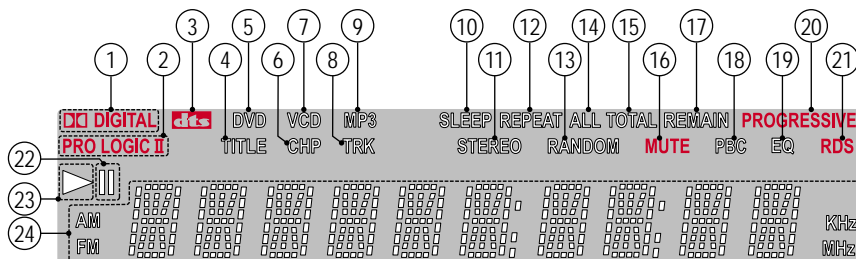
## 3. Location of Users Controls

### • Rear Panel



1. COMPONENT VIDEO OUTPUT Y/Pb/Pr jacks (Optional)
2. Power cord
3. COAXIAL OUTPUT jack
4. AUDIO INPUT(R/L) jacks
5. VIDEO INPUT jacks
6. VIDEO OUTPUT jacks
7. SUBWOOFER OUTPUT connectors : For Active subwoofer speaker(User option)
8. S-VIDEO MONITOR OUT jack
9. FRONT SPEAKER connectors
10. AM(MW) ANTENNA connector
11. FM ANTENNA connector
12. SCART jack

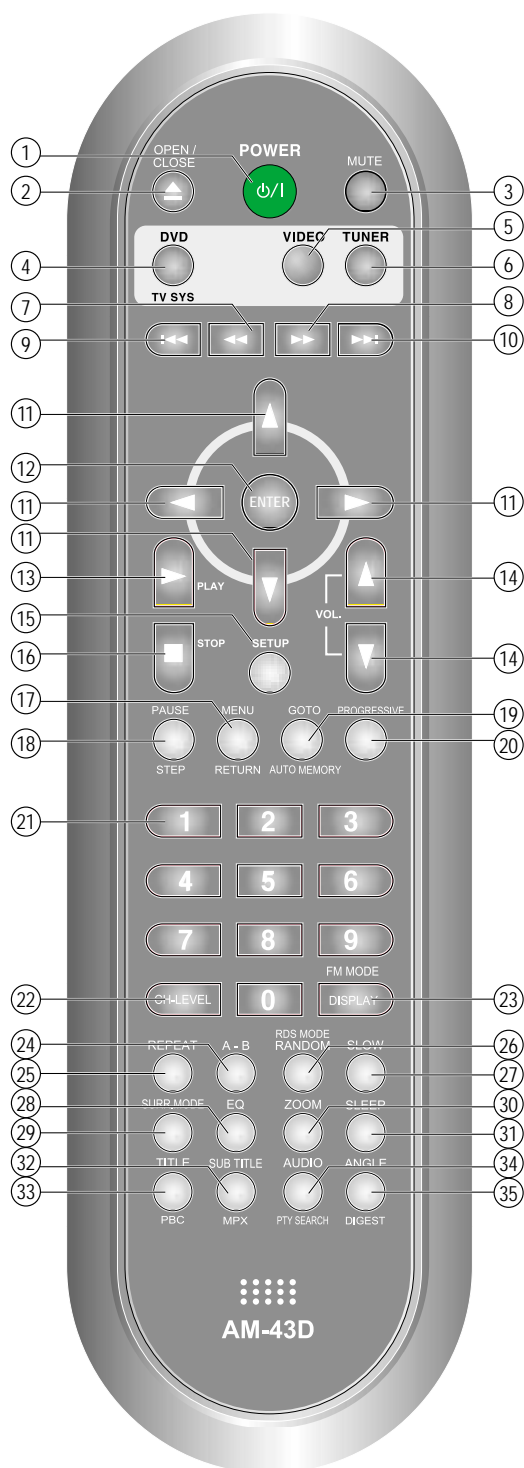
### • Display



1. DOLBY DIGITAL indicator
2. Pro Logic II indicator
3. DTS indicator
4. TITLE indicator
5. DVD indicator
6. CHAPTER indicator
7. VCD indicator
8. TRACK indicator
9. MP3 indicator
10. SLEEP indicator
11. STEREO indicator
12. REPEAT indicator
13. RANDOM indicator
14. ALL indicator
15. TOTAL indicator
16. MUTE indicator
17. REMAIN indicator
18. PBC(Playback Control) indicator
19. EQ indicator
20. PROGRESSIVE indicator
21. RDS indicator
22. PAUSE indicator
23. PLAY indicator
24. Multi-Function Information Displaying Area

## 3. Location of Users Controls

### • Remote Controller



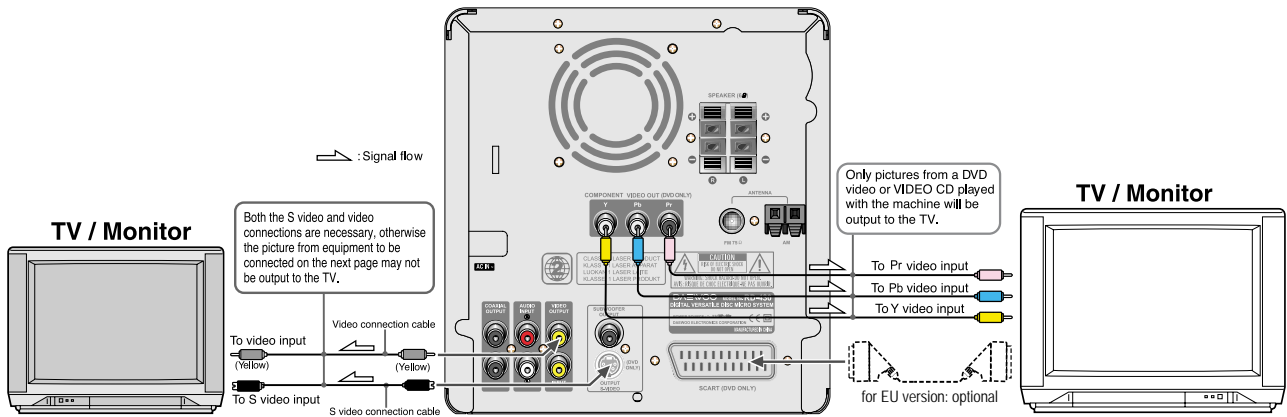
1. STANDBY/ON button
2. OPEN/CLOSE button
3. MUTE button
4. INPUT SELECTOR: DVD button/  
TV SYSTEM(PAL/NTSC: DVD only) button
5. INPUT SELECTOR: VIDEO button
6. INPUT SELECTOR: TUNER button
7. FAST REVERSE(FR) ( ◀◀ ) button
8. FAST FORWARD(FF) ( ▶▶ ) button
9. SKIP PREV ( ◀◀ ) button
10. SKIP NEXT ( ▶▶ ) button
11. Direction (▲/▼/◀/▶) buttons
12. Enter button
13. PLAY (▶) button
14. VOLUME(▲/▼) buttons
15. SETUP button
16. STOP(■) button
17. MENU/RETURN button
18. PAUSE/STEP button
19. GO TO/AUTO MEMORY button
20. PROGRESSIVE button
21. Number buttons(0-9)
22. CH-LEVEL button(Not Used)
23. DISPLAY/FM MODE button
24. A-B REPEAT button
25. REPEAT button
26. RANDOM/RDS MODE button
27. SLOW button
28. EQ button
29. SURROUND MODE button(Not Used)
30. ZOOM button
31. SLEEP button
32. SUBTITLE/MPX button
33. TITLE/PBC button
34. AUDIO/PTY SEARCH button
35. ANGLE/DIGEST button



## 4. Connecting to Equipment

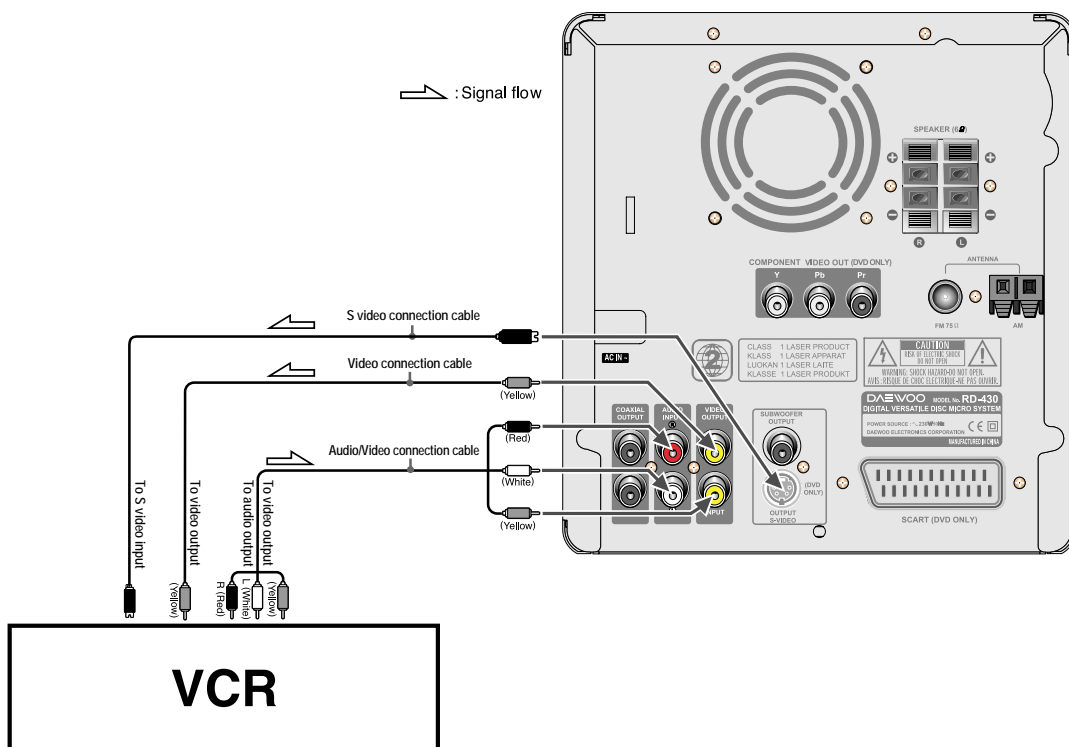
### • Connecting to TV

- 21-Pin SCART Cable(not included) to 21-pin SCART input terminal on TV
- SCART Specification : Composite and Component Video output(DVD, Video) Audio L/R Output(DVD only)



- If the TV or monitor is equipped with an S video input, make the S video connection in addition to the normal video connection. The S video connection will provide higher quality picture playback.

### • Connecting to Audio & Video



## 4. Connecting to Equipment

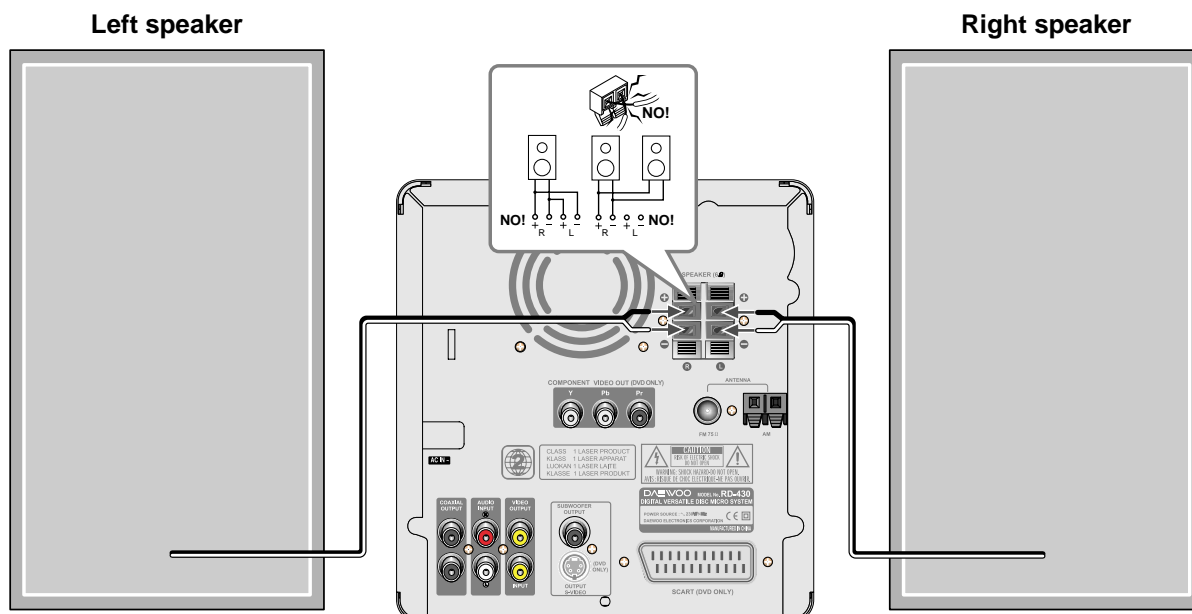
### • Connecting to Speaker

#### ◆ Before connecting

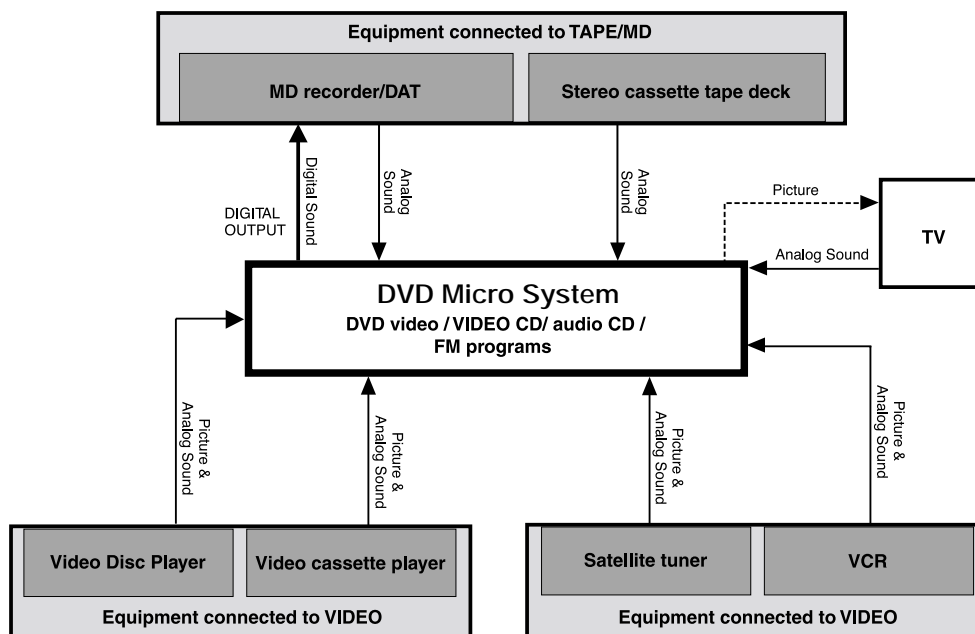
- This machine is designed to reproduce optimum sound quality when speakers with the specified impedance below are connected. Please check the following information and choose speakers with appropriate impedance for the connections.

Front speakers(L/R) : 6 ohms min. per speaker

- To prevent damage to circuits, never short-circuit the positive (+) and negative (-) speaker wires.
- Do not connect the speaker cable to the L and R connectors at the same time and do not connect more than one speaker to the same speaker connectors.



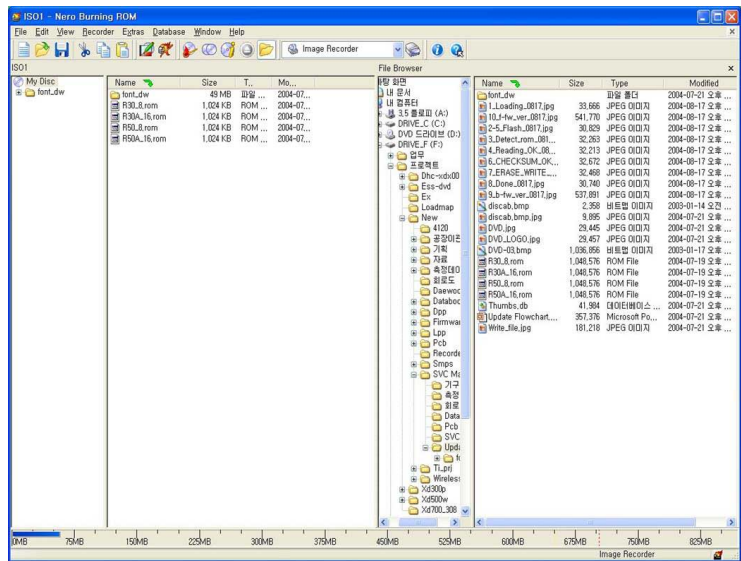
### • Connecting to Recoring Equipment



# 5. Firmware Upgrade

## • Preparing the Firmware Upgrade

1. Write a disc to update file by PC Writing Program.
2. A size of dummy folder is more than 10M bite. (ex : font\_dw, attached picture)
3. Put firmware file in a disc.
  - Basic Model : A400L\_8.ROM
  - DivX Model : A400L\_16.ROM



## • Activating the Firmware Upgrade

1. Open the door of DVD receiver.
2. Insert the update disc into the disc tray.
3. Close the door, then DVD receiver reads the disc, and update the firmware itself.



## • Starting Update.

1. Detect the update disc.(Lead Free)
2. Display for update ROM Version.
  - Basic Model : A400L\_8.ROM
  - DivX Model : A400L\_16.ROM



## 5. Firmware Upgrade

### • Read the disc.

1. Automatically open the door, after read from disc.
2. Take a disc out of a tray



### • Checksum check & Update new firmware.



### Caution

- While updating, if the door opened or closed by touch, or power button is pressed, the Flash Memory will be damaged.

### • Completed Update.

1. Automatically power off (about 15 sec), after complete update.
2. Press POWER button, the System is working.




### • Check the Update Version.

1. Open the door of DVD receiver.
2. Press AUDIO button or SUBTITLE button.
  - AUDIO Button : Check for MPEG Firmware Version.
  - SUBTITLE Button : Check for Loader Firmware Version.



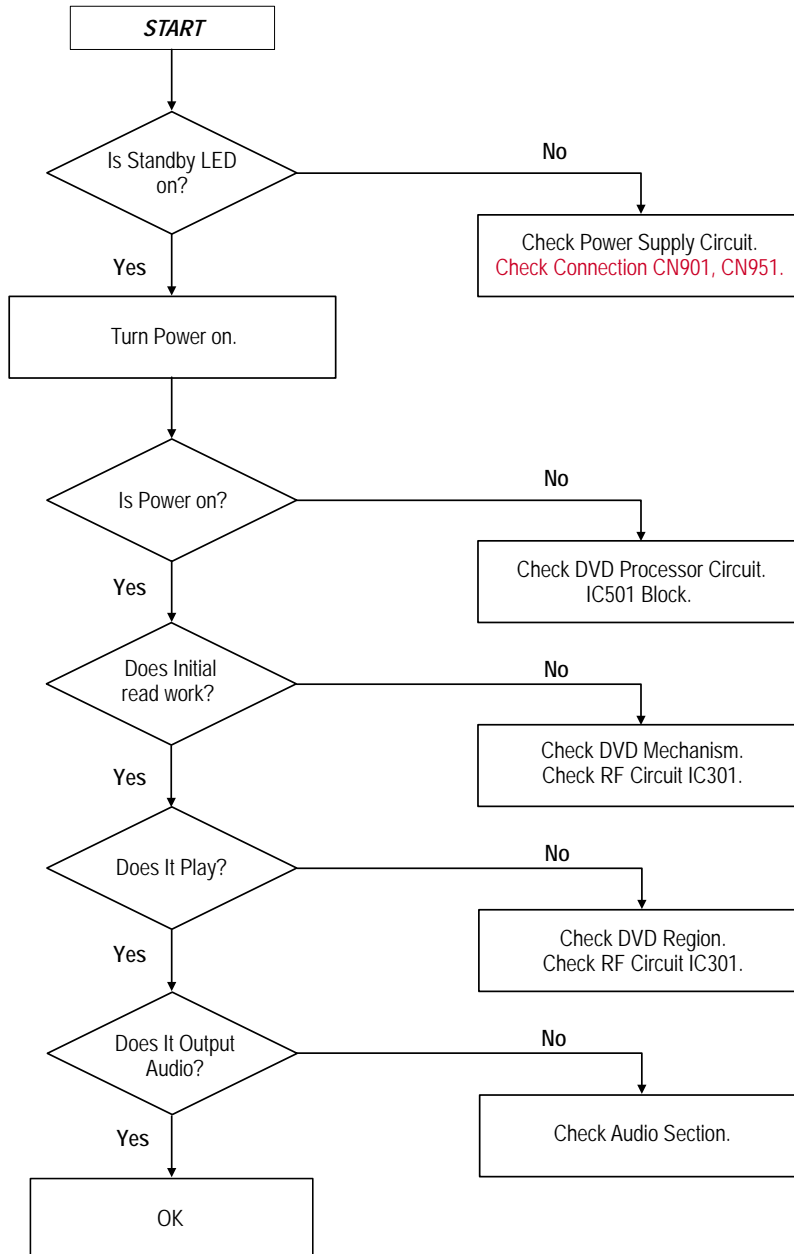
Firmware Model      Firmware Version      Flash Size



## 6. Trouble Shooting Guide

### • Audio Part

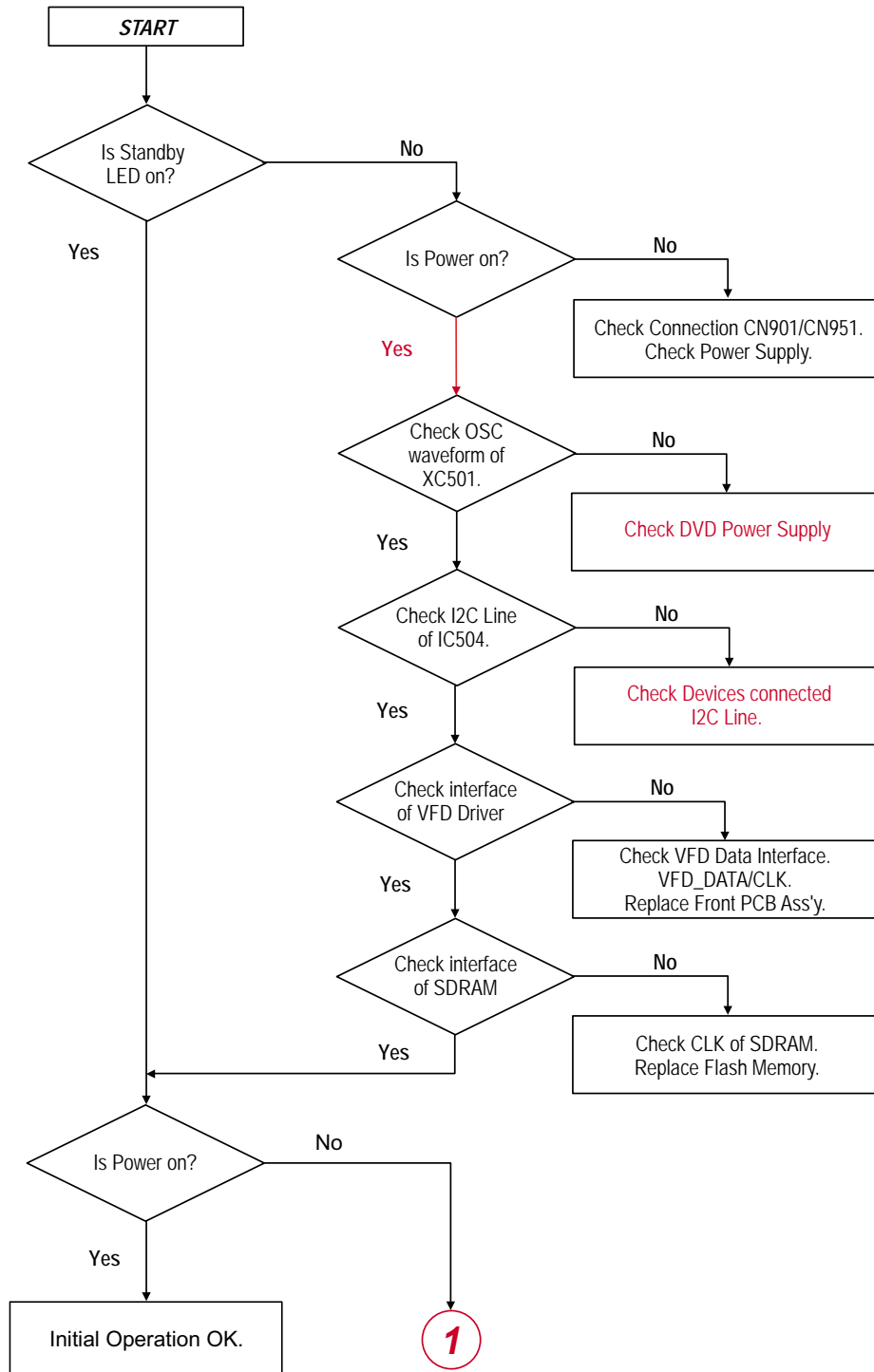
#### 1. BASIC OPERATING



# 6. Trouble Shooting Guide

## • Front Circuit

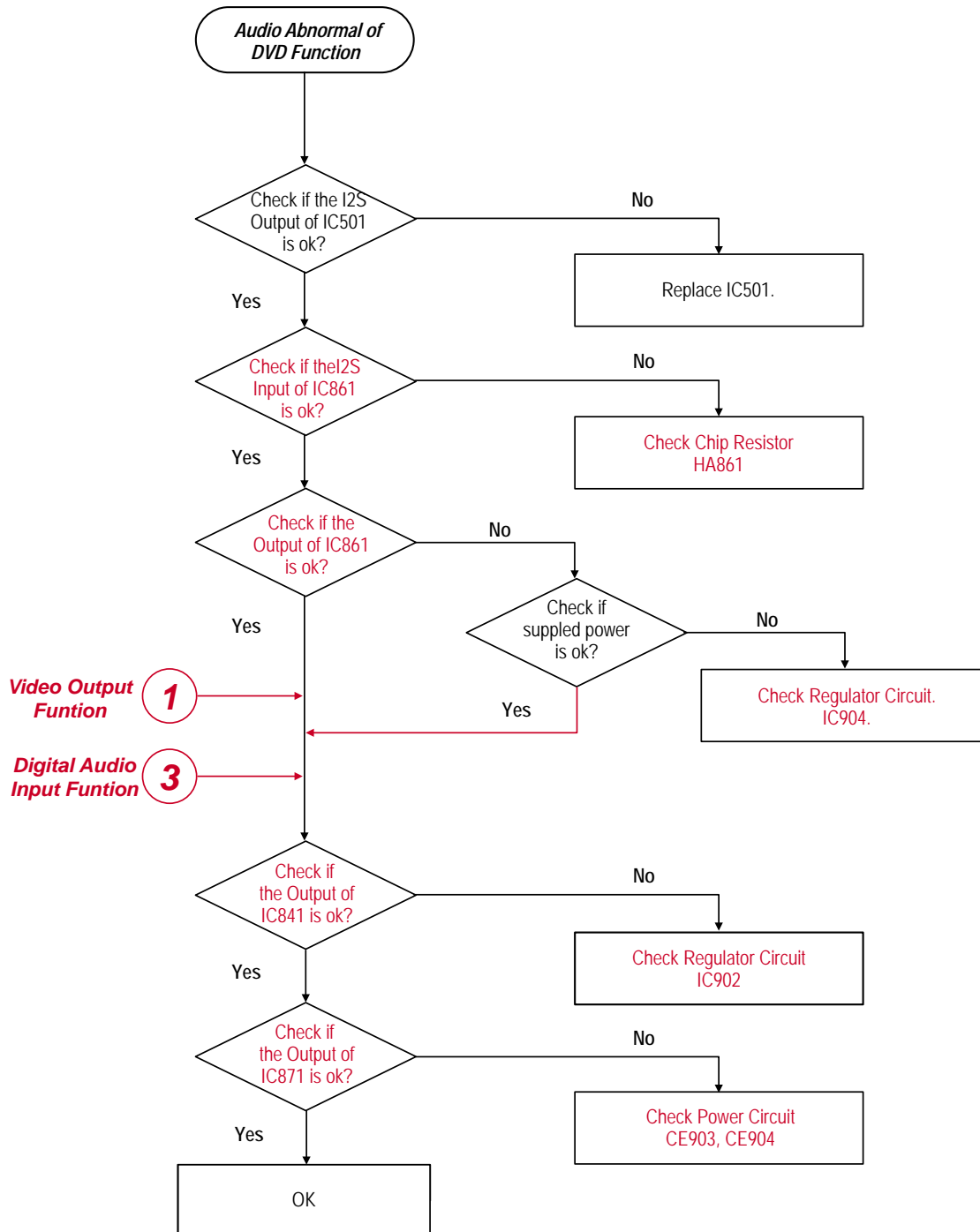
### 1. INITIAL OPERATING



## 6. Trouble Shooting Guide

### • Audio Part

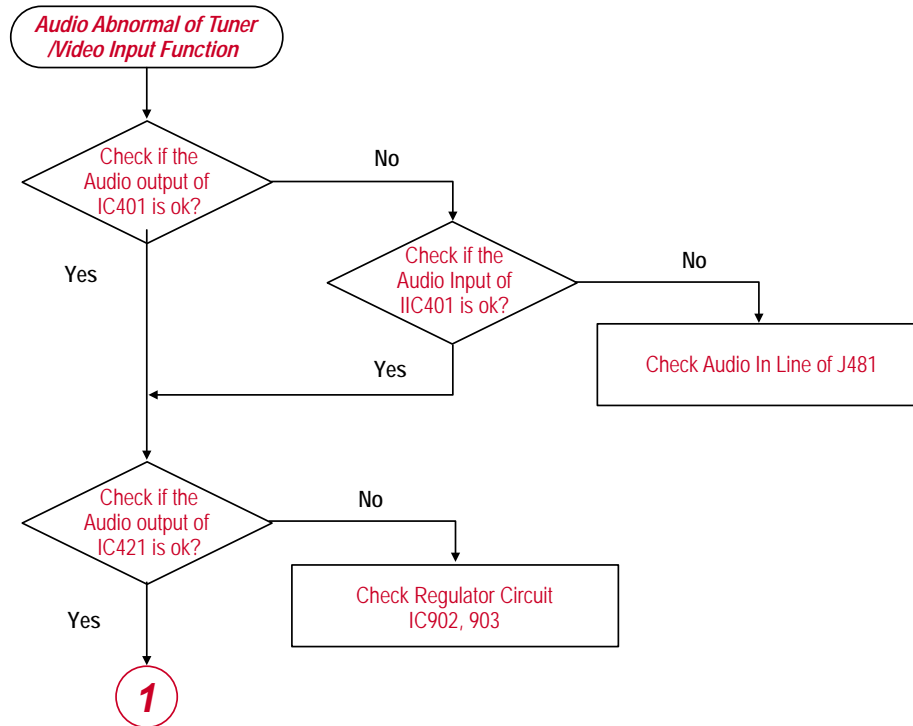
#### 3. AUDIO Abnormal



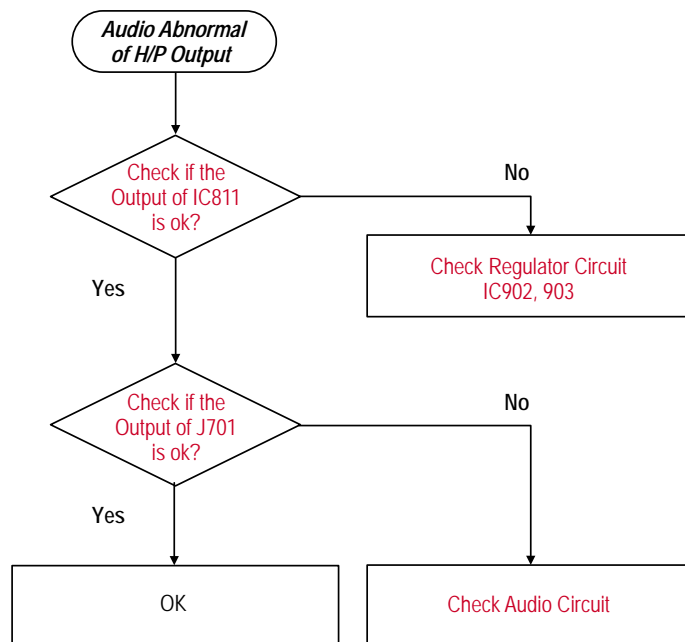
## 6. Trouble Shooting Guide

### • Audio Part

#### 3. AUDIO Abnormal



#### 4. AUDIO LINE OUTPUT Abnormal

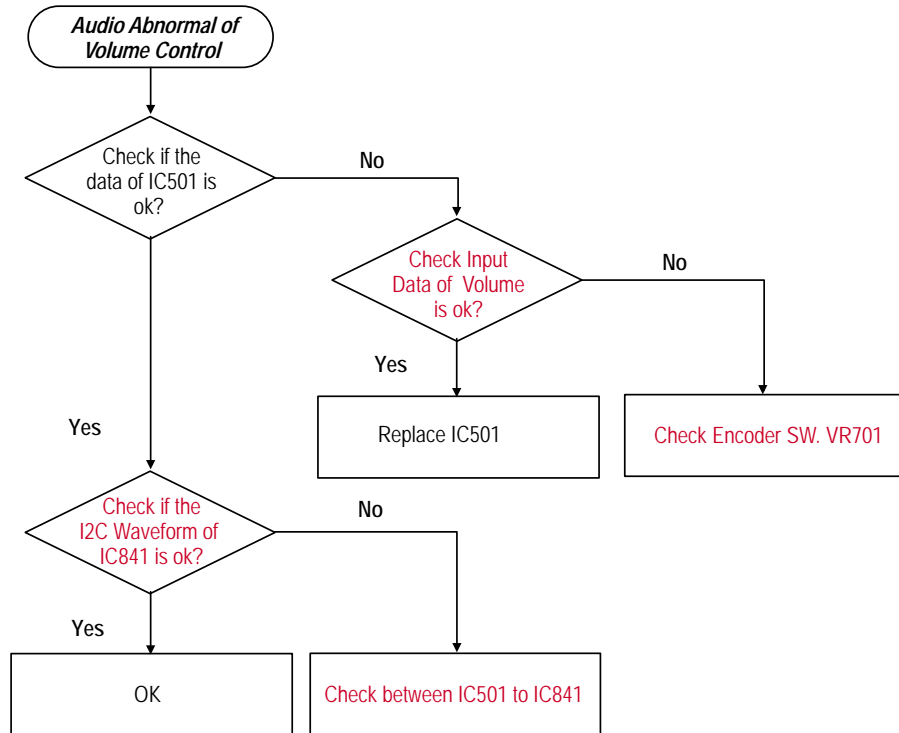




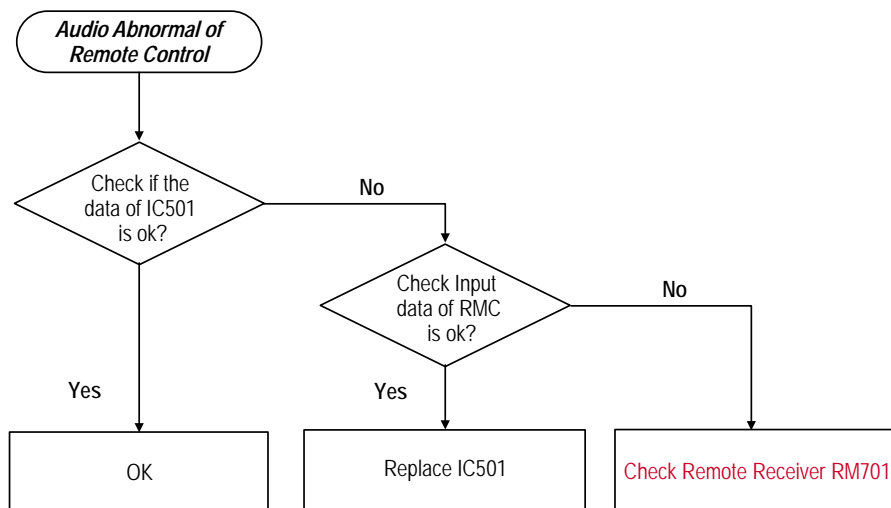
## 6. Trouble Shooting Guide

### • Audio Part

#### 5. AUDIO CONTROL Abnormal



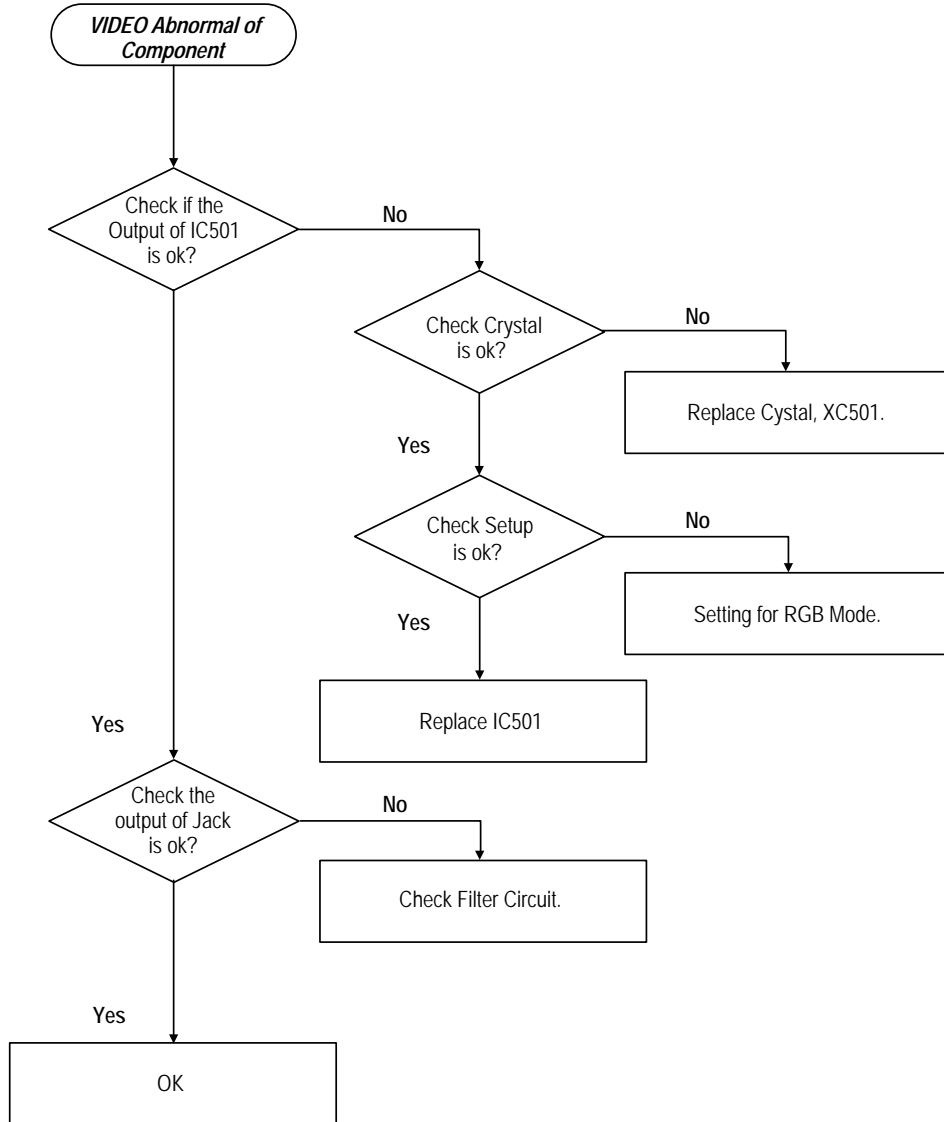
#### 5. AUDIO CONTROL Abnormal



## 6. Trouble Shooting Guide

### • Audio Part

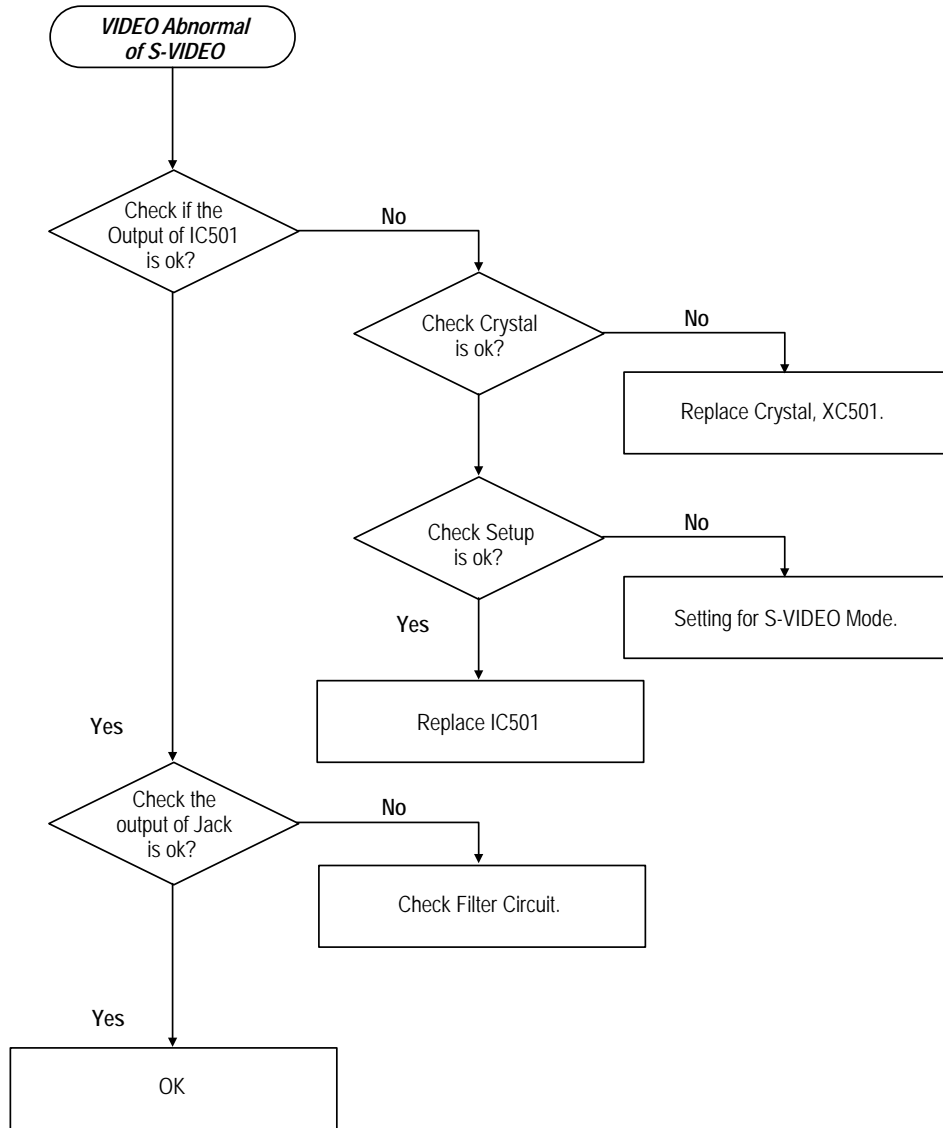
#### 6. VIDEO OUTPUT Abnormal



## 6. Trouble Shooting Guide

### • Audio Part

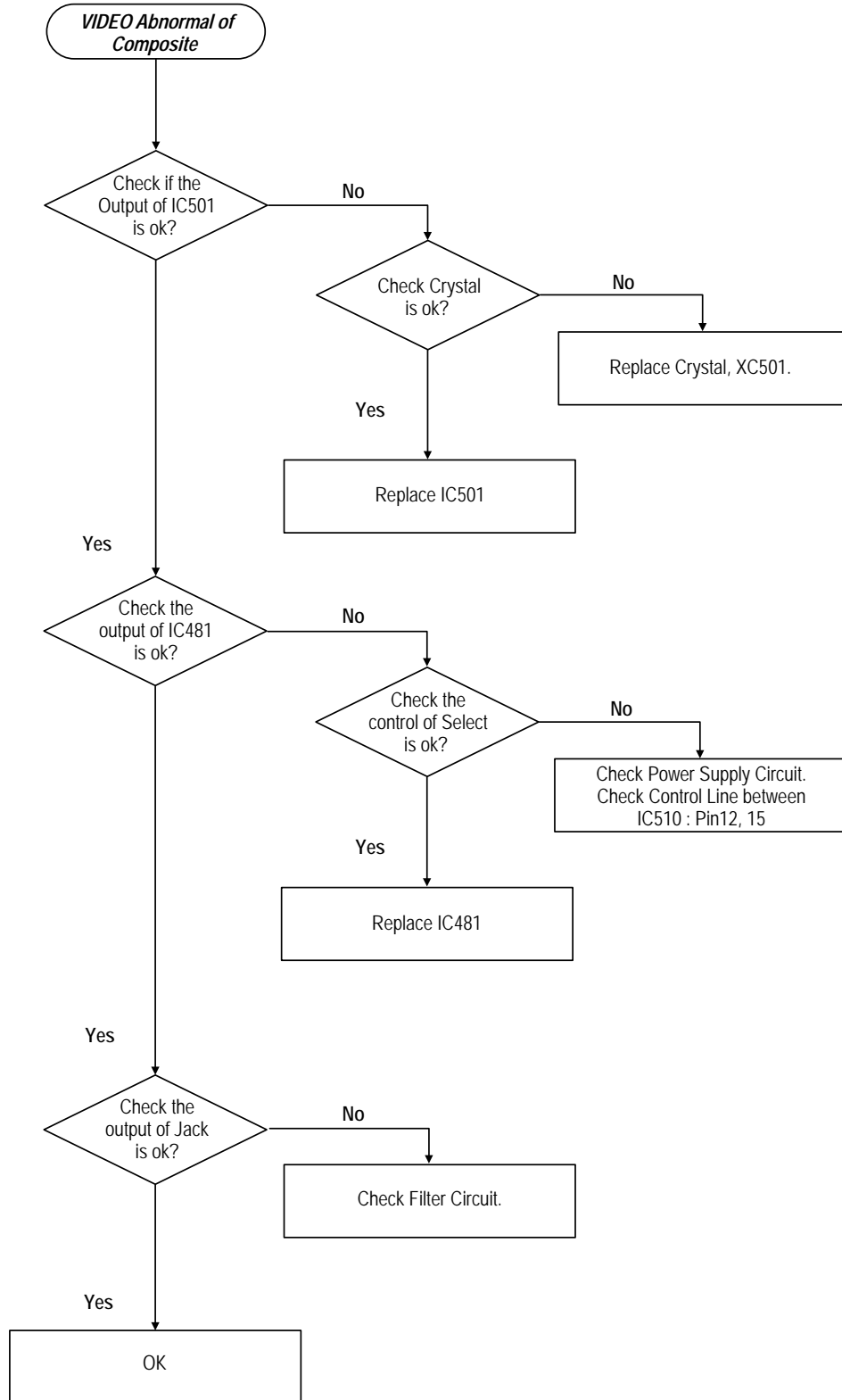
#### 6. VIDEO OUTPUT Abnormal



## 6. Trouble Shooting Guide

### • Audio Part

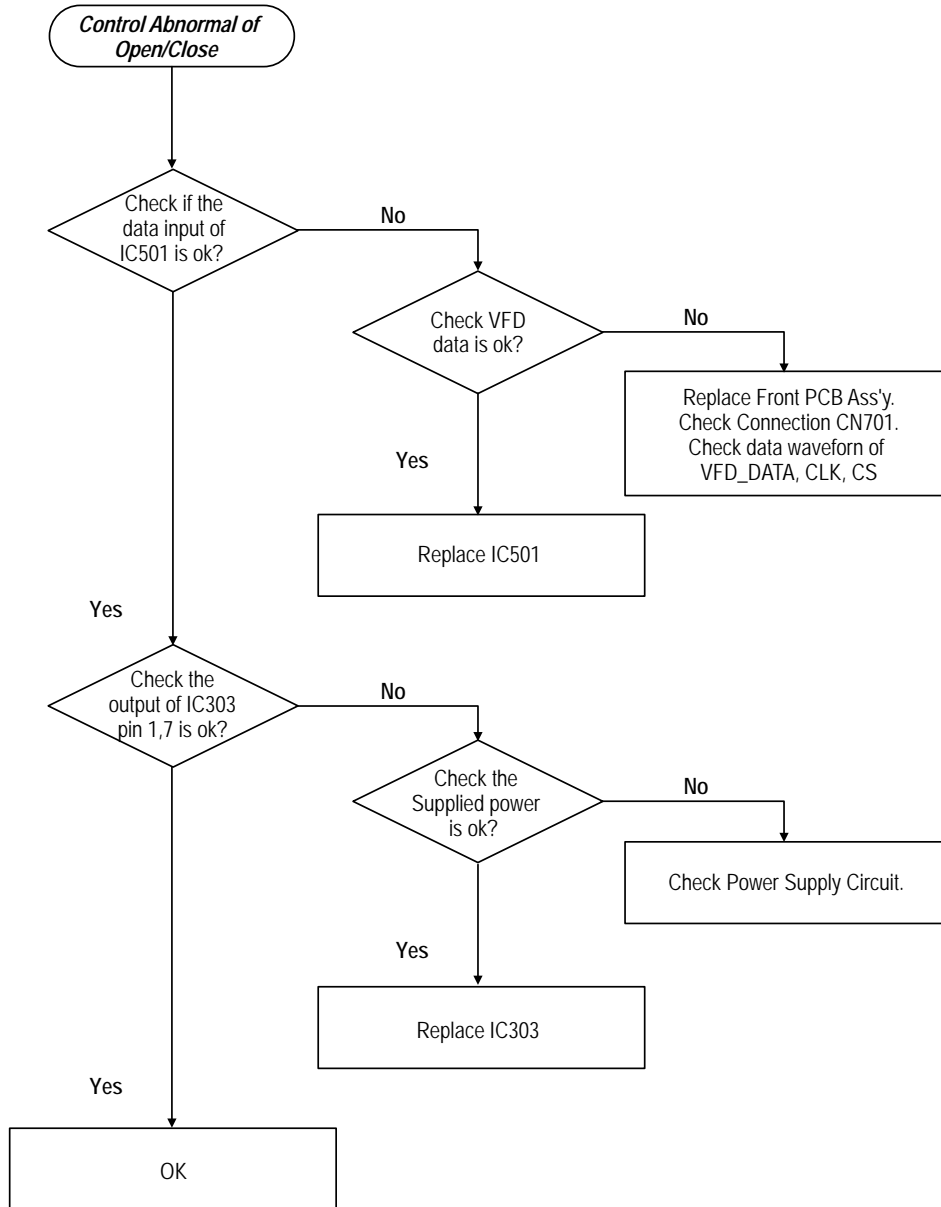
#### 6. VIDEO OUTPUT Abnormal



## 6. Trouble Shooting Guide

### • Audio Part

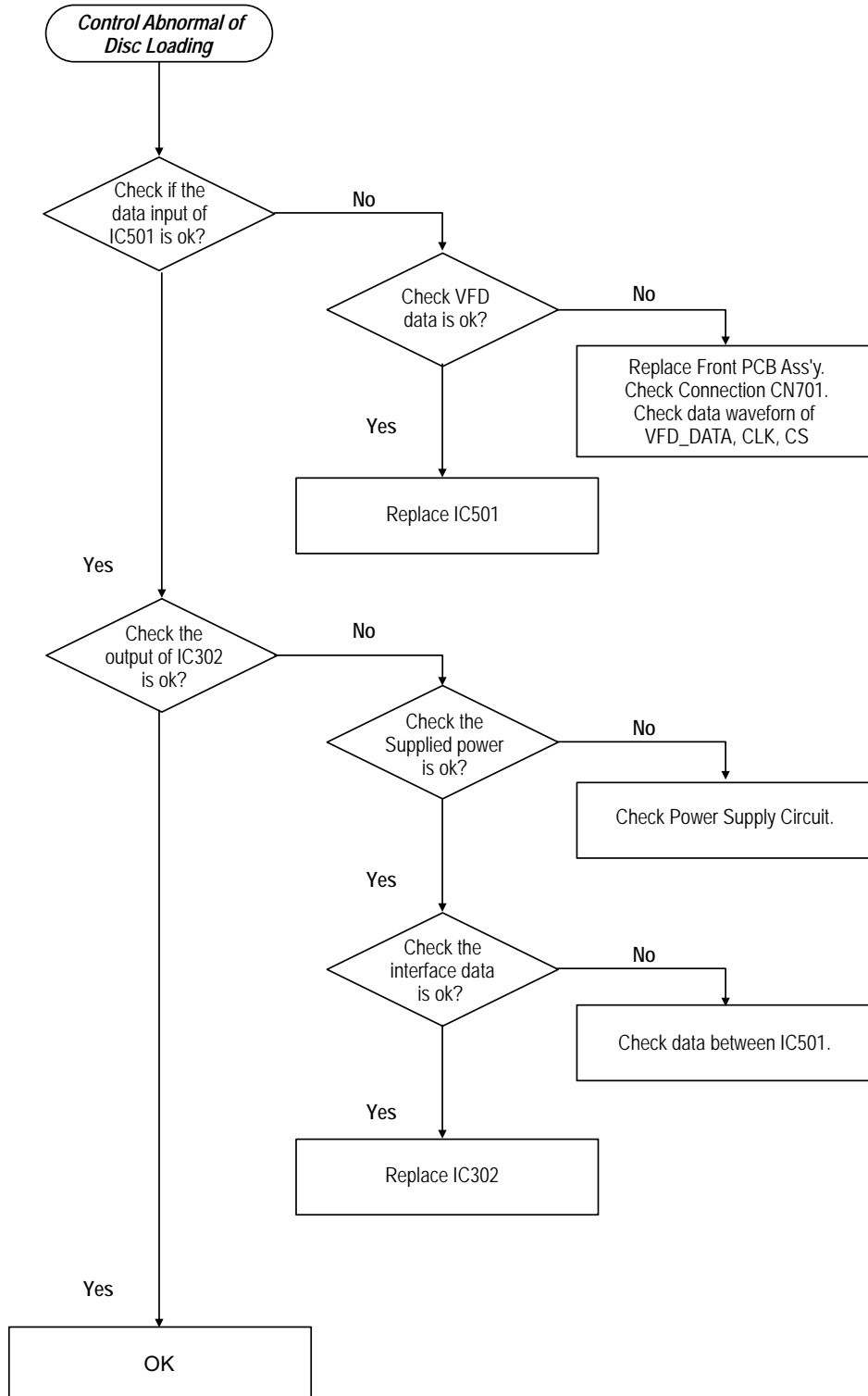
#### 7. MECHA CONTROL Abnormal



## 6. Trouble Shooting Guide

### • Audio Part

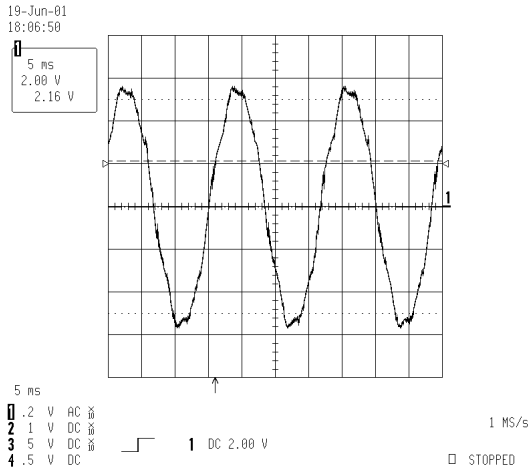
#### 7. MECHA CONTROL Abnormal



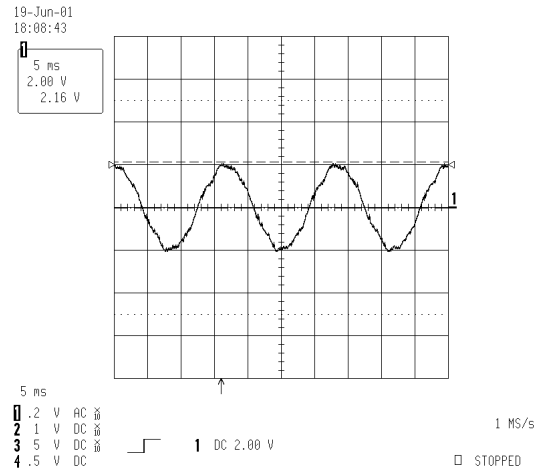
# 7. Waveforms of Major Check Method

※ Test Point : DVD Test Disc “MDVD-W111 TRACK2 Color Bar”

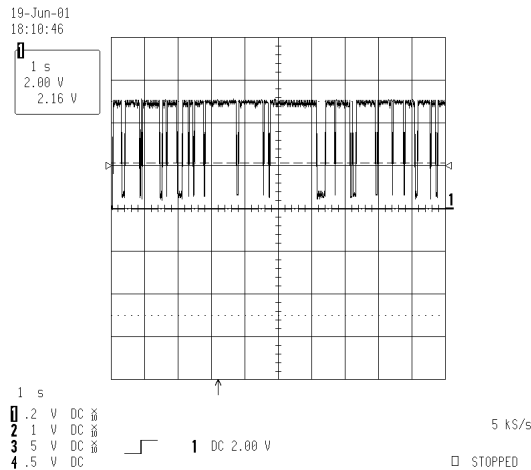
• Audio Out Signal Waveform



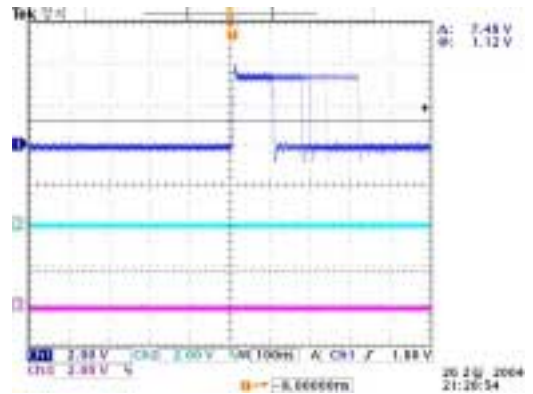
• DAC Output Signal Waveform




• Optical Output Audio Data Signal waveform



• PWM Output Waveform During Normal Play





• Serial Data Output Waveform During Normal Play





## 7. Waveforms of Major Check Method

※ Test Point : DVD Test Disc “ MDVD-W111 TRACK2 Color Bar ”



- Pr Output Data Waveform in Component Output



- Pb Output Data Waveform in Component Output



- Y Output Data Waveform in Component Output







## 7. Waveforms of Major Check Method

※ Test Point : DVD Test Disc “MDVD-W111 TRACK2 Color Bar”

- Composite Output Data Waveform in Monitor Output



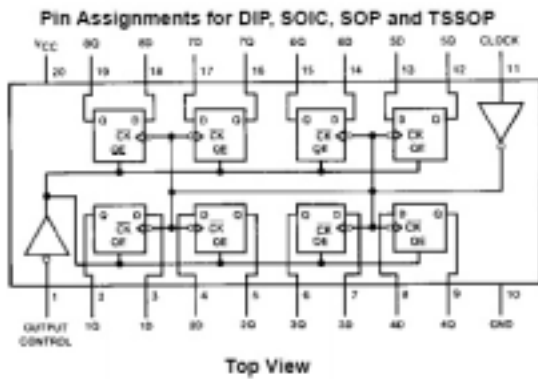
- S-Video Output Data Waveform



# 8. Internal Block Diagram of ICs

- 74HC374

### Connection Diagram



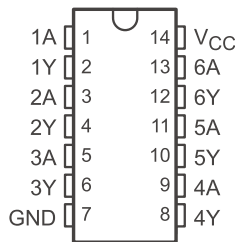
### Truth Table

Output Control	Clock	Data	Output
L	↑	H	H
L	↑	L	L
L	L	X	$Q_0$
H	X	X	Z

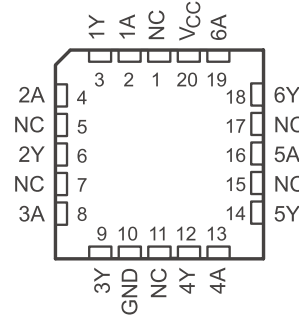
H = HIGH Level  
 L = LOW Level  
 X = Don't Care  
 ↑ = Transition from LOW-to-HIGH  
 Z = High Impedance State  
 $Q_0$  = The level of the output before steady state input conditions were established

- 74HCU04

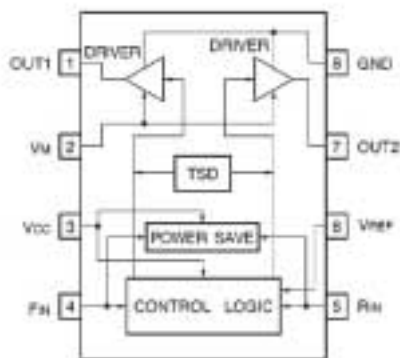
SN54HCU04 ... J OR W PACKAGE  
 SN74HCU04 ... D, DB, N, NS, OR PW PACKAGE  
 (TOP VIEW)



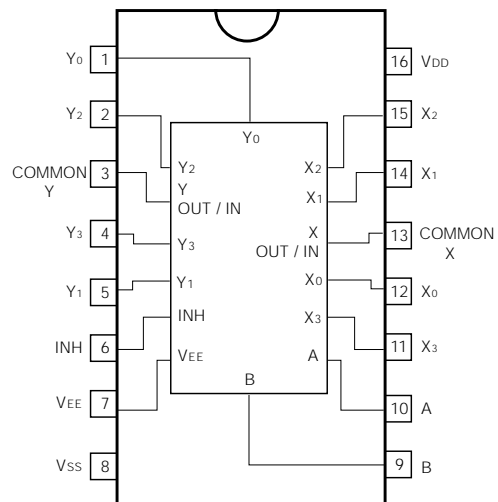
SN54HCU04 ... FK PACKAGE  
 (TOP VIEW)



- BA6287F

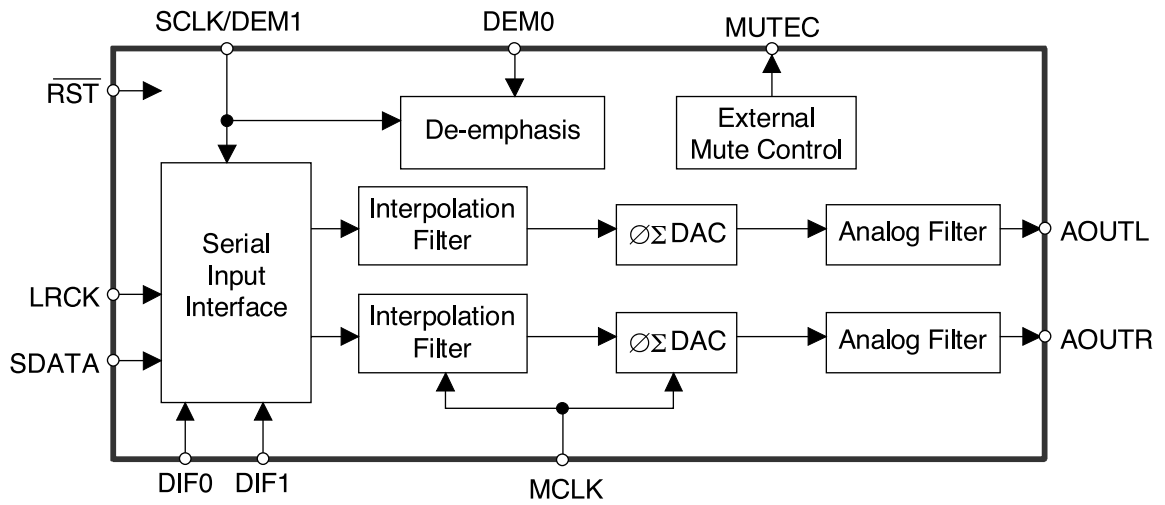


- BU4052



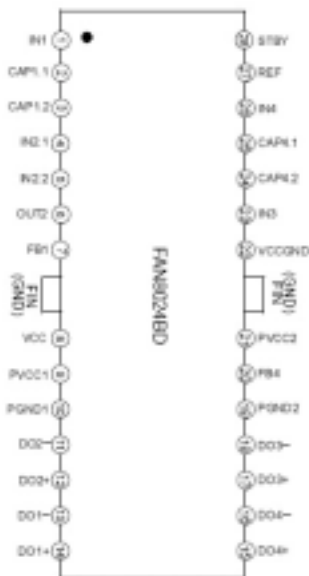
# 8. Internal Block Diagram of ICs

- CS4340

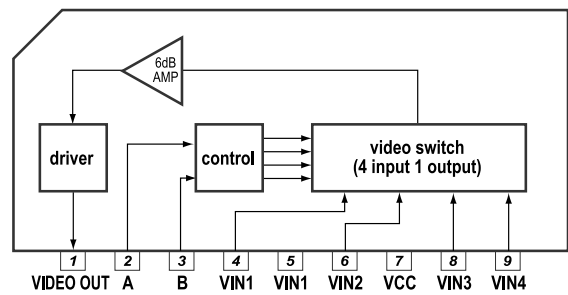


Reset	<b>RST</b>	1	16	<b>MUTE</b>	Mute Control
Serial Data	<b>SDATA</b>	2	15	<b>AOUTL</b>	Left Analog Output
Serial Clock / De-emphasis	<b>SCLK/DEM1</b>	3	14	<b>VA</b>	Analog Power
Left/Right Clock	<b>LRCK</b>	4	13	<b>AGND</b>	Analog Ground
Master Clock	<b>MCLK</b>	5	12	<b>AOUTR</b>	Right Analog Output
Digital Interface Format	<b>DIF1</b>	6	11	<b>REF_GND</b>	Reference Ground
Digital Interface Format	<b>DIF0</b>	7	10	<b>VQ</b>	Quiescent Voltage
De-emphasis	<b>DEM0</b>	8	9	<b>FILT+</b>	Positive Voltage Referenc

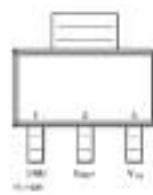
- FAN8024DB



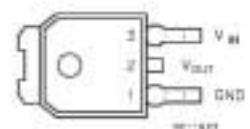
- LA7952



- LD1117A



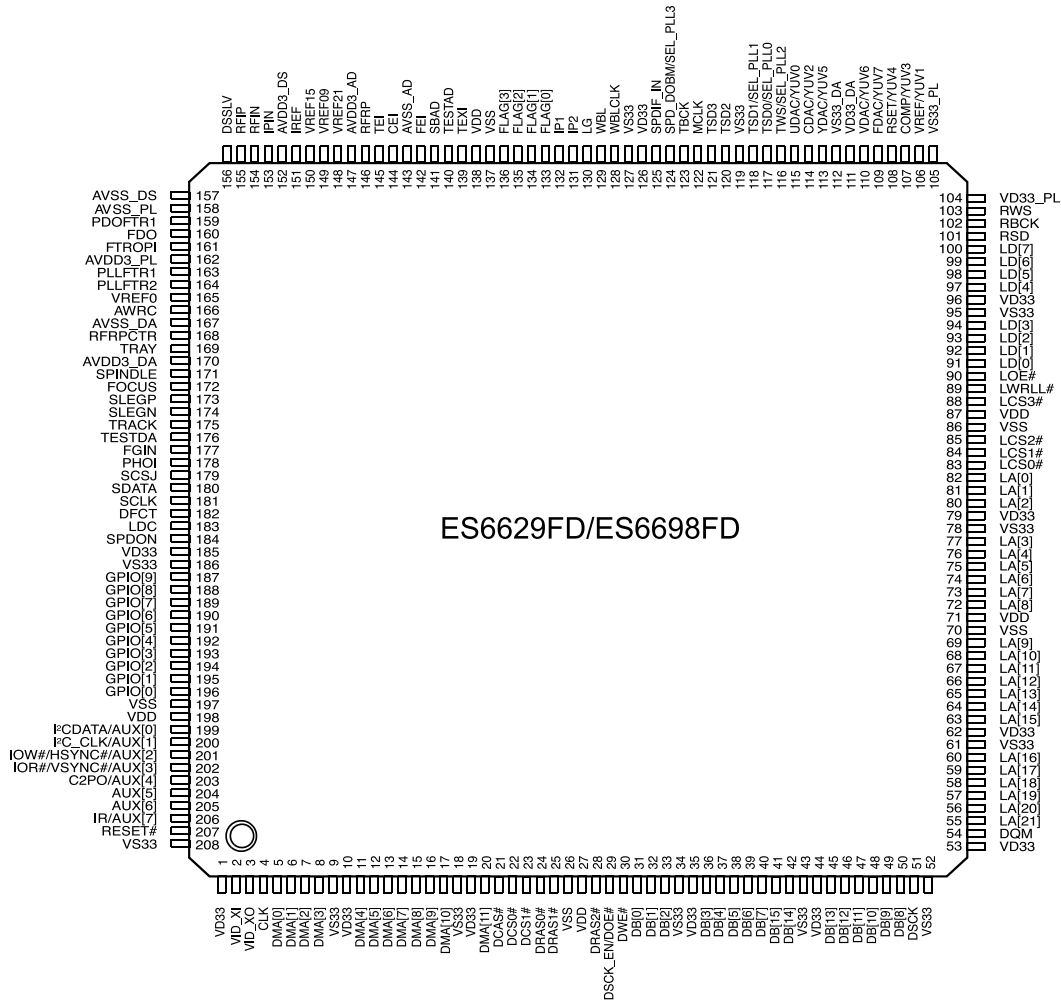
SOT-223



DPAK


# 8. Internal Block Diagram of ICs

- ES6629FD/ES6698FD



- M29W800B

Figure 2A. TSOP Pin Connections



Warning: NC = Not Connected.

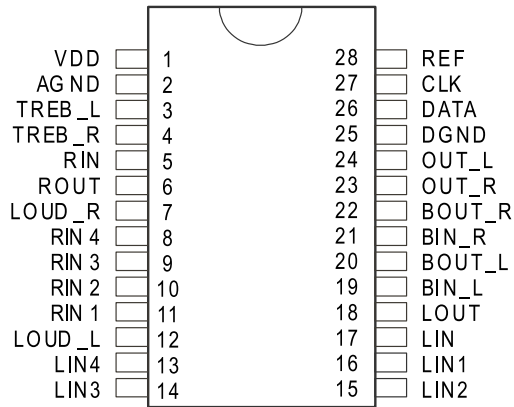
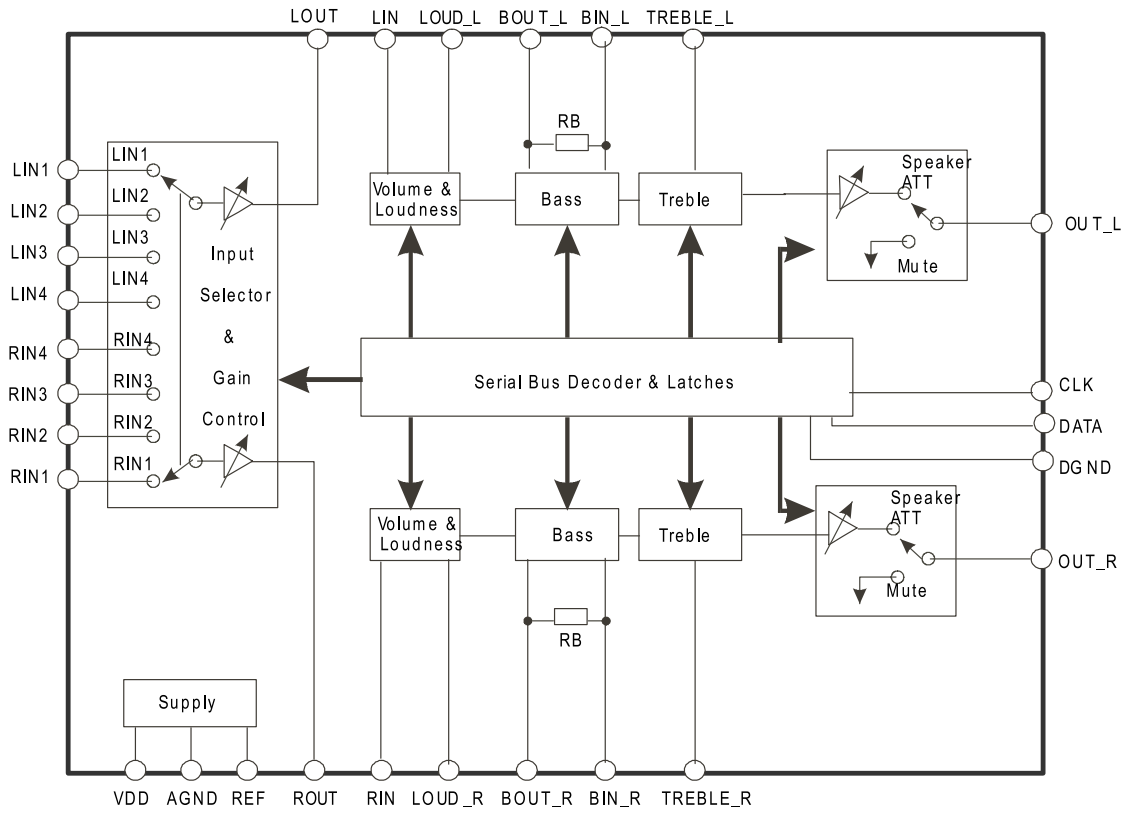
Figure 2B. TSOP Reverse Pin Connections



Warning: NC = Not Connected.

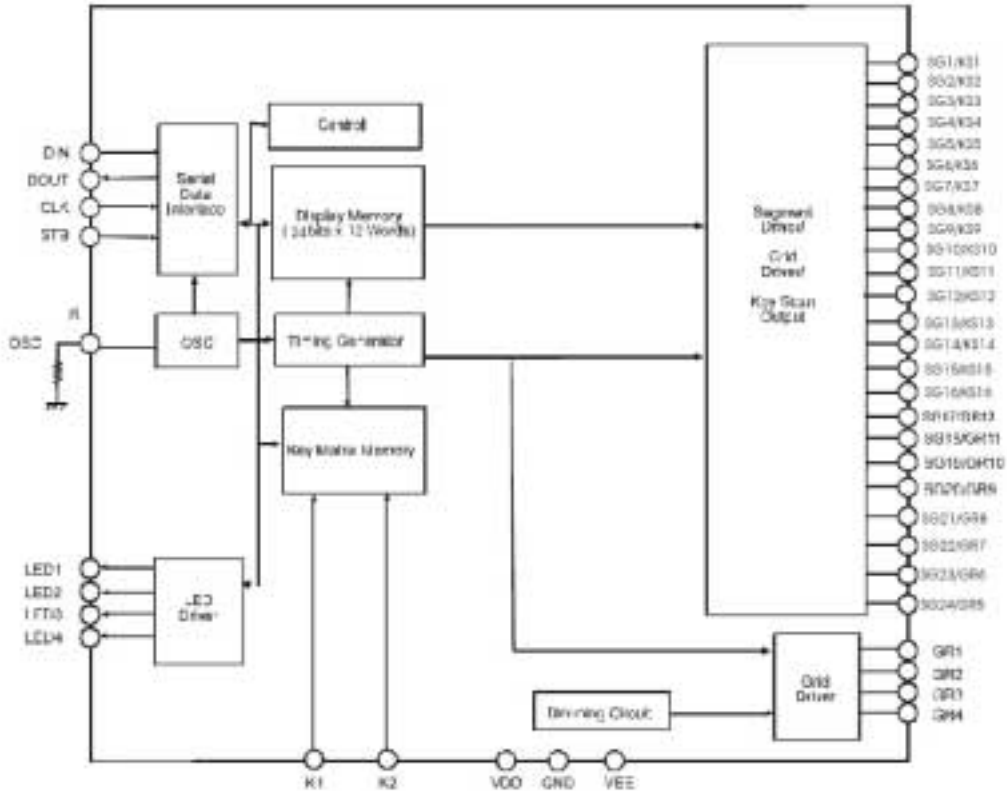
# 8. Internal Block Diagram of ICs

## ● PT2314

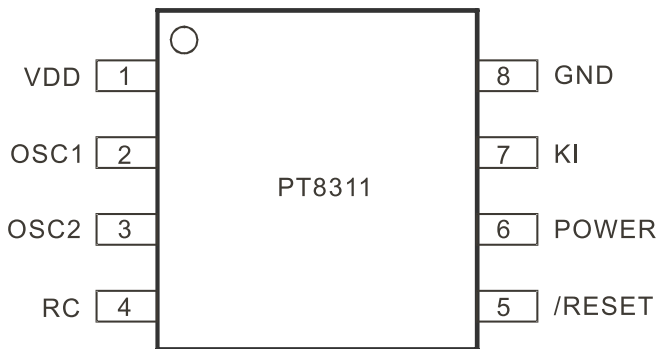


## 8. Internal Block Diagram of ICs

- PT6315

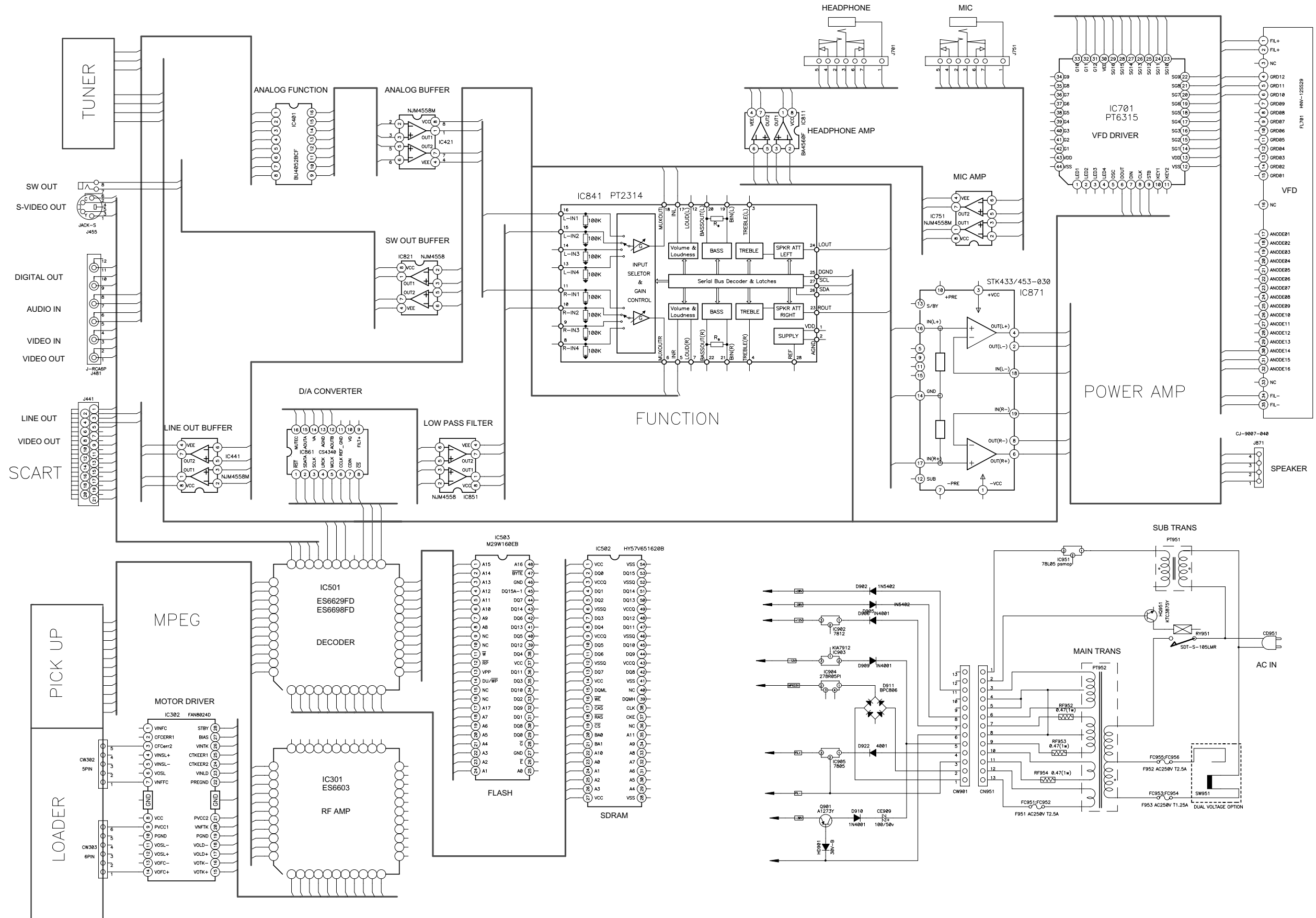


- PT8311

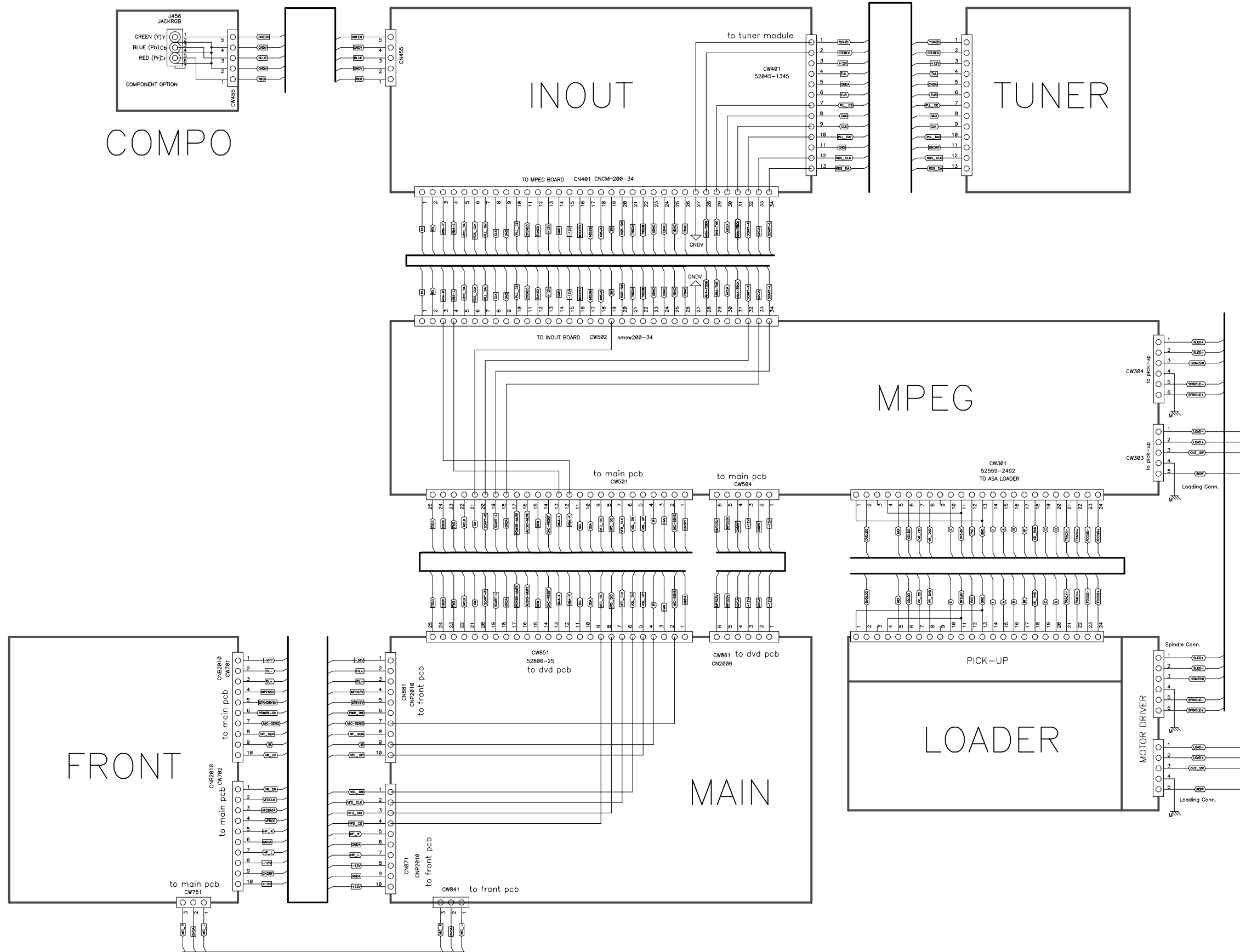


Pin Name	I/O	Description	Pin No.
VDD	-	Power supply pin	1
OSC1	I	OSC input pin	2
OSC2	O	OSC output pin	3
R/C	I	R/C input pin	4
/RESET	I	PT8311 Reset pin (Low Active)	5
POWER	O	Power control pin (L=Power off, H=Power on)	6
KI	I	Key input pin	7
GND	-	Ground	8

# 9. Block Diagram



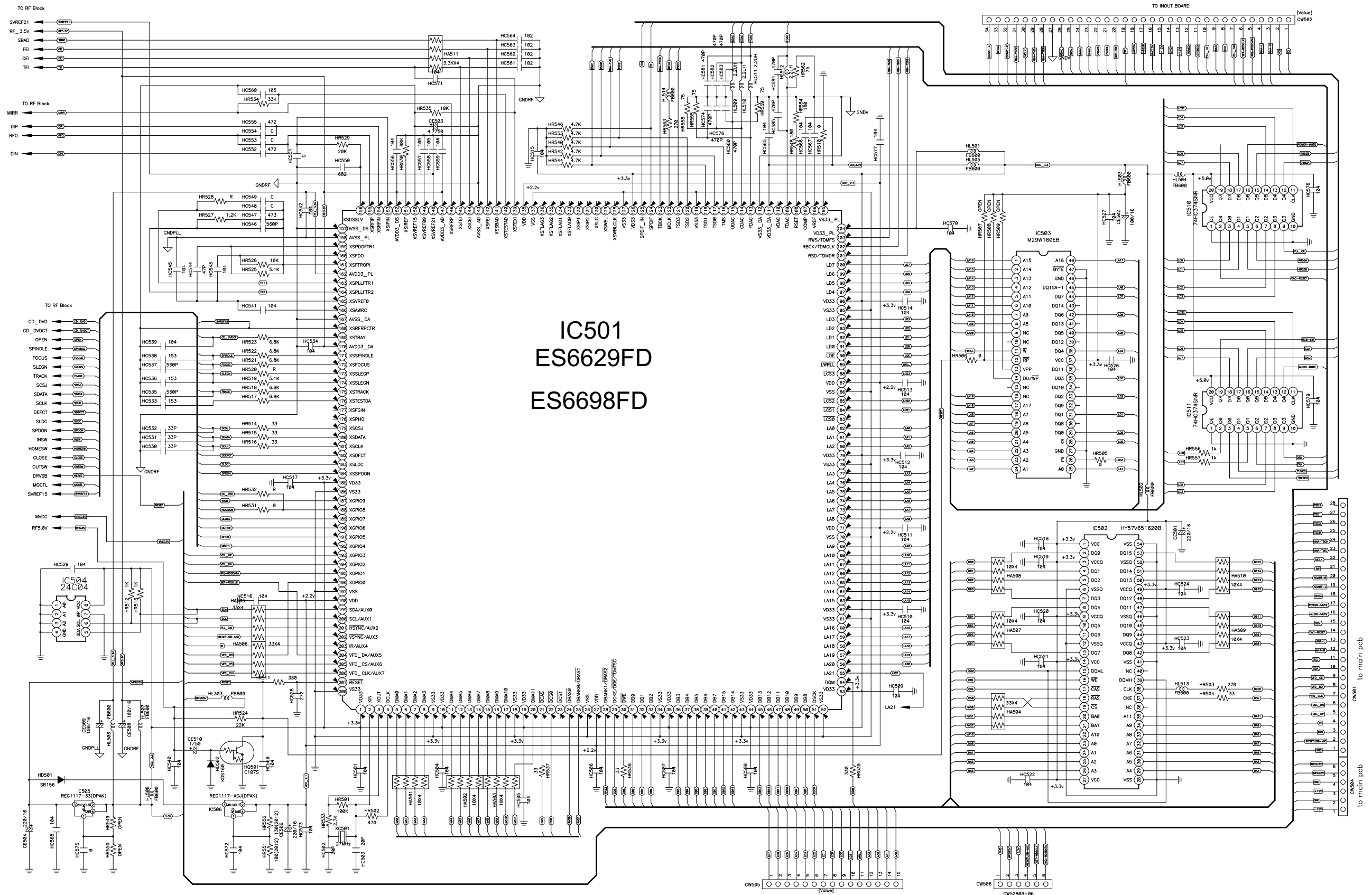
# 10. Wiring Diagram





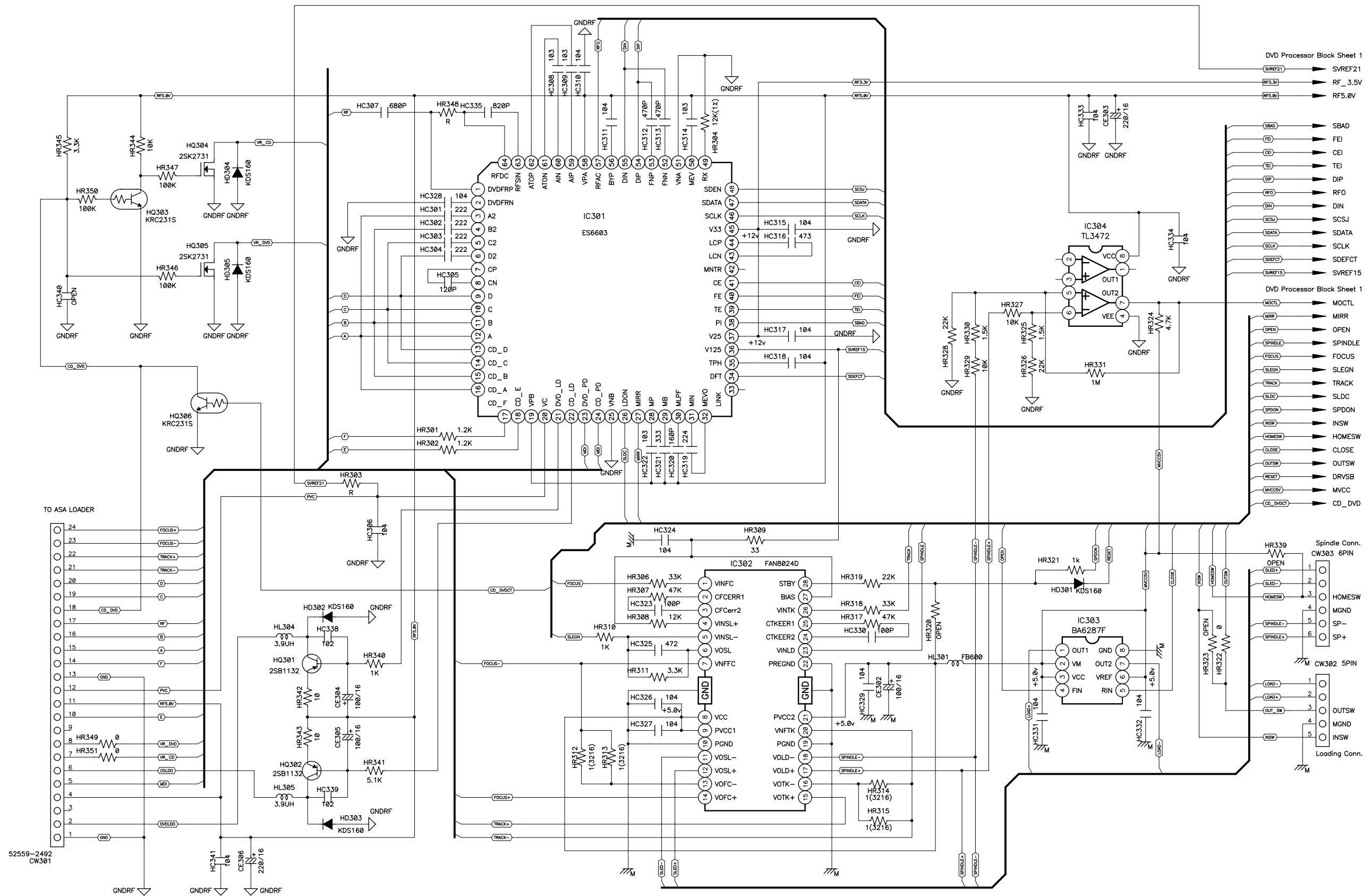
# 11. Schematic Diagram

## • MPEG Section



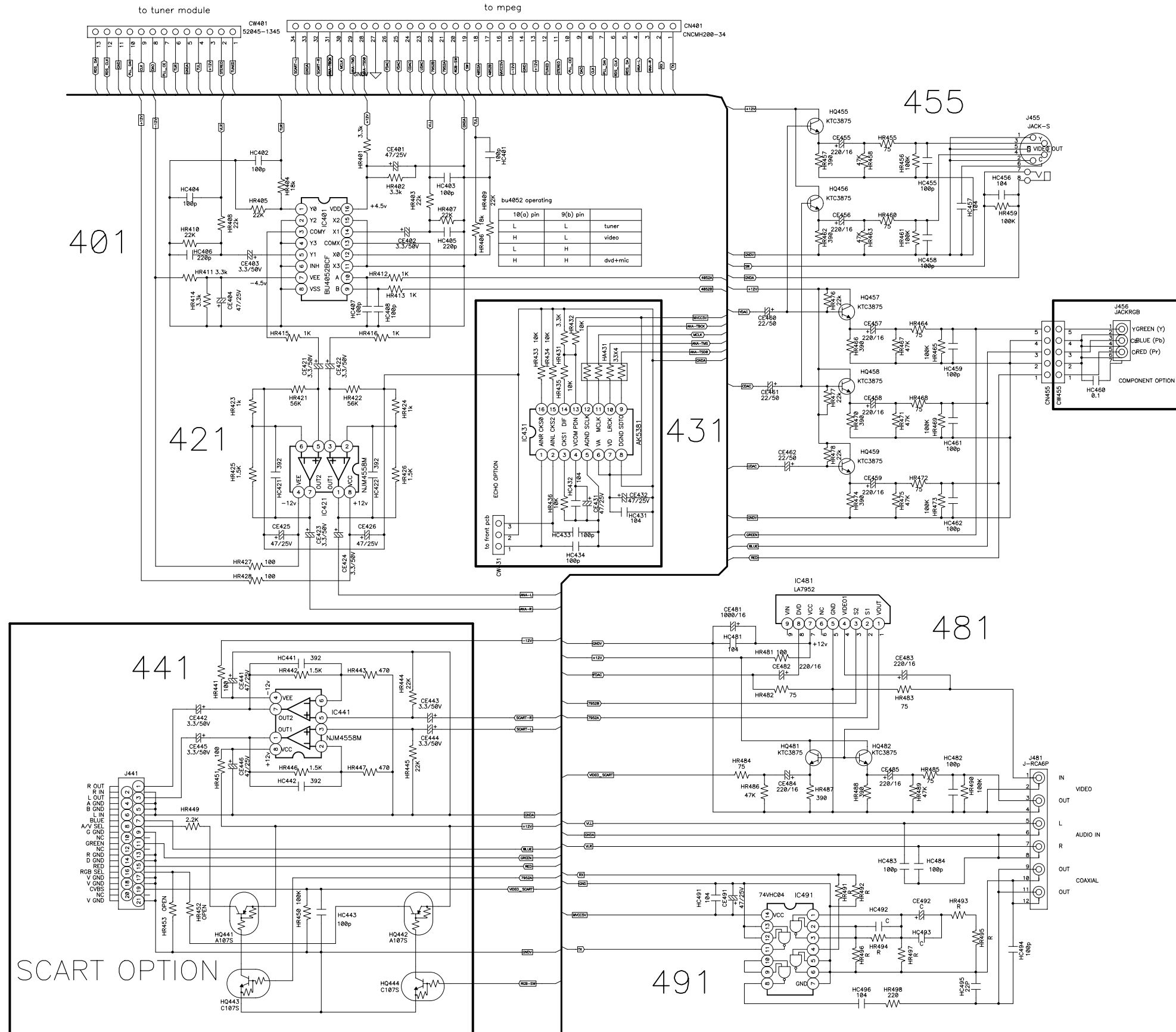
# 11. Schematic Diagram

## • MPEG RF Section



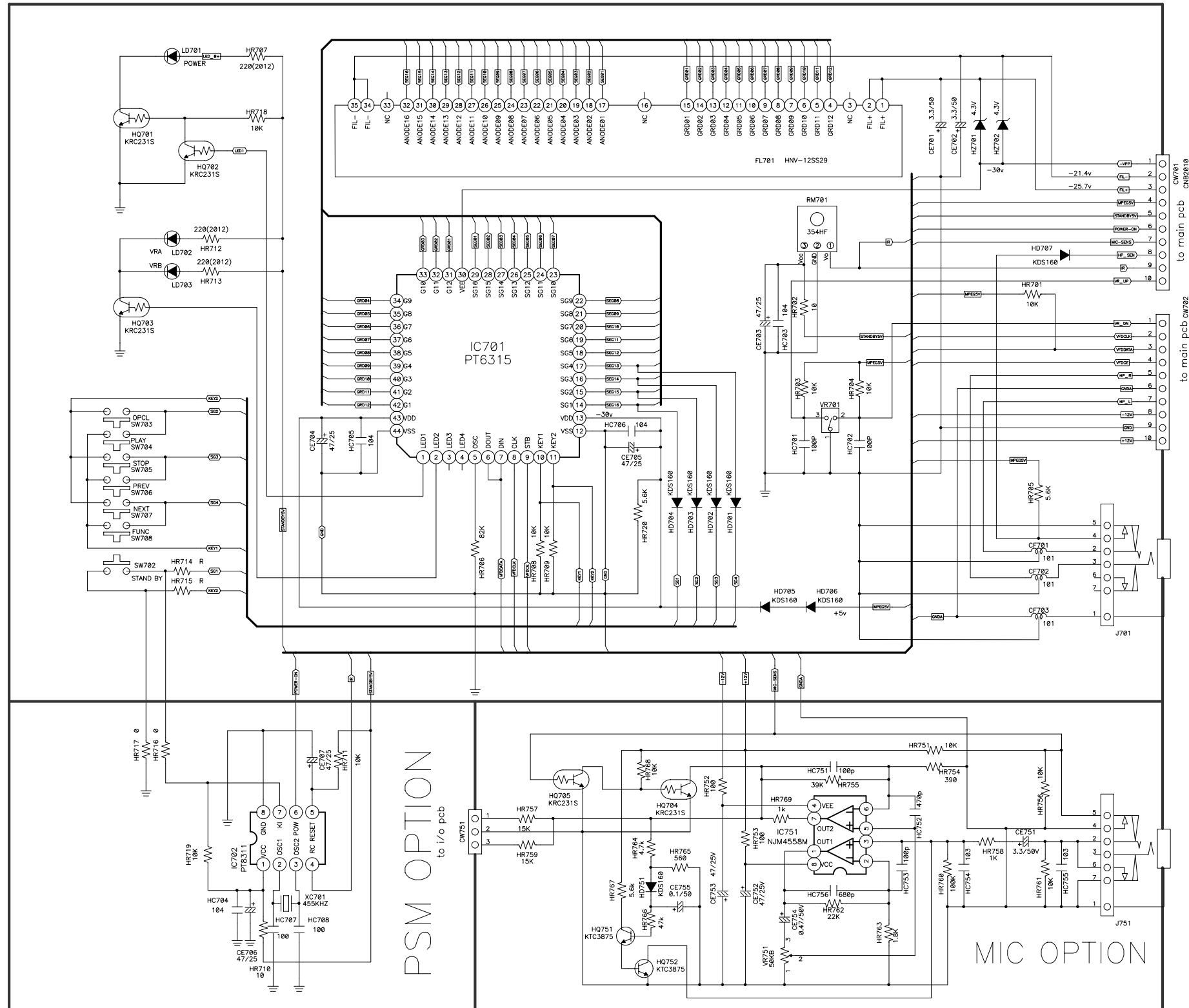
# 11. Schematic Diagram

## • I/O Section



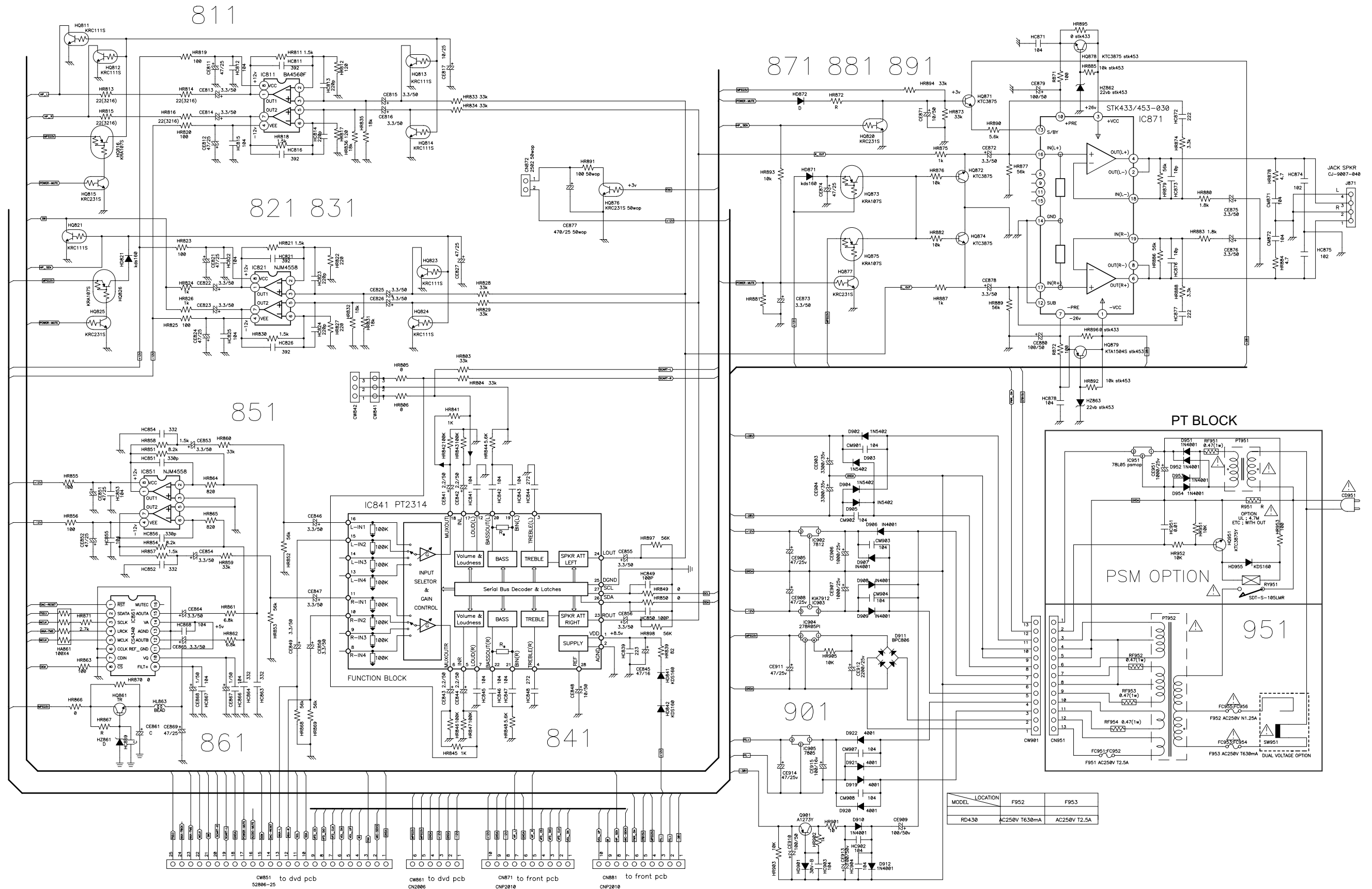
# 11. Schematic Diagram

## • FRONT Section



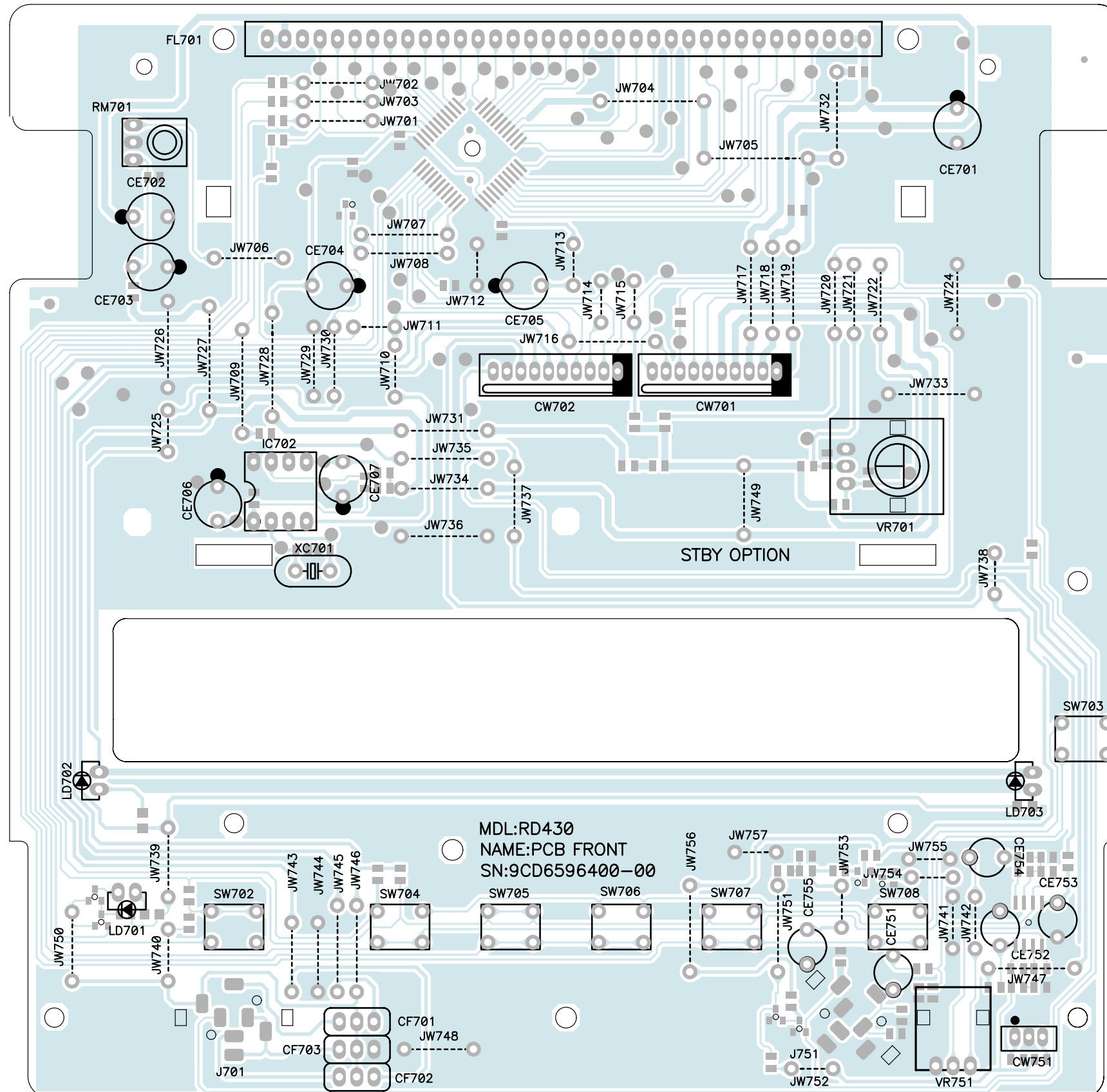
# 11. Schematic Diagram

## POWER Section



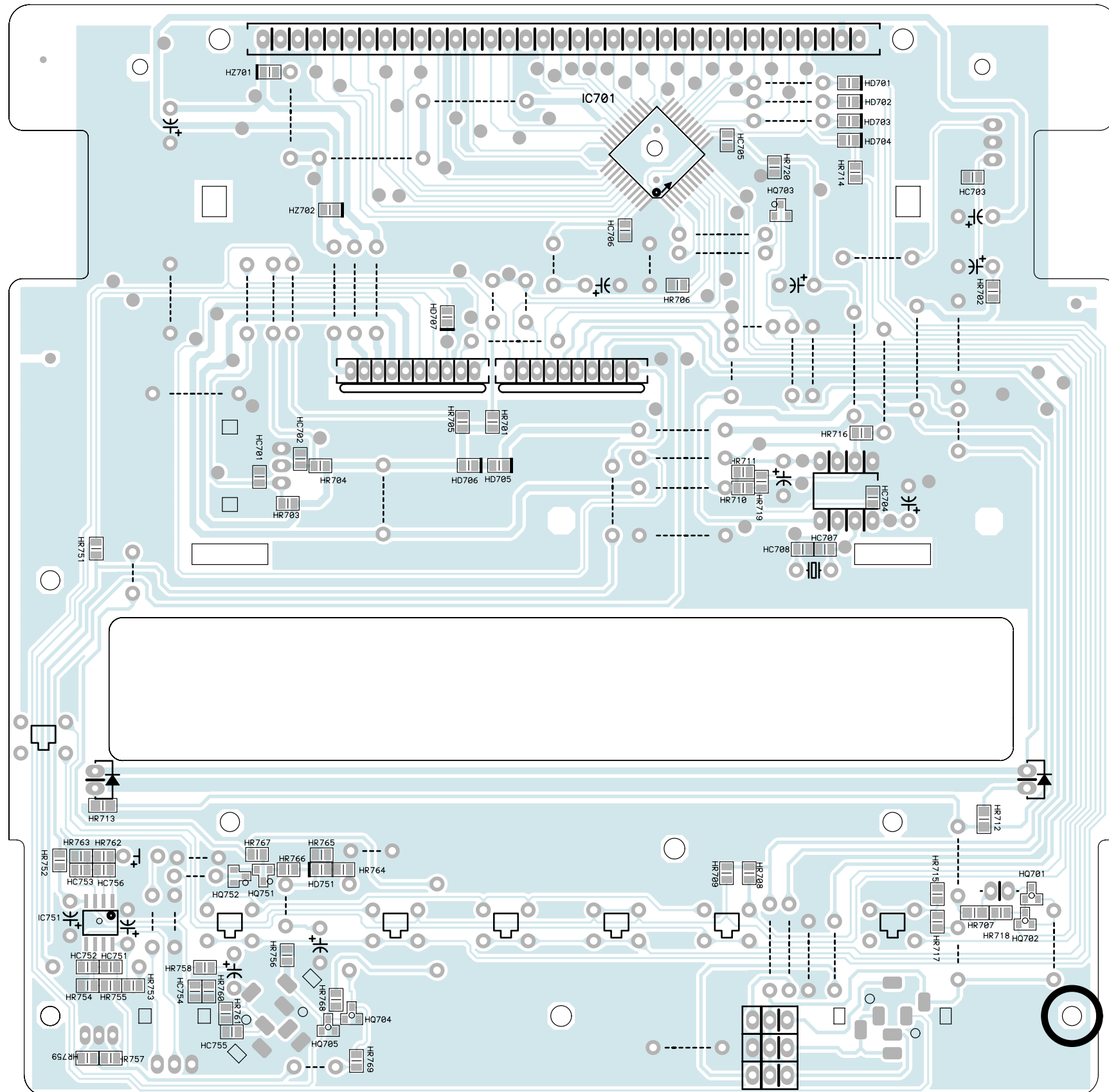
# 12. Printed Circuit Diagram

## • FRONT [Top View]



# 12. Printed Circuit Diagram

## • FRONT [Bottom View]

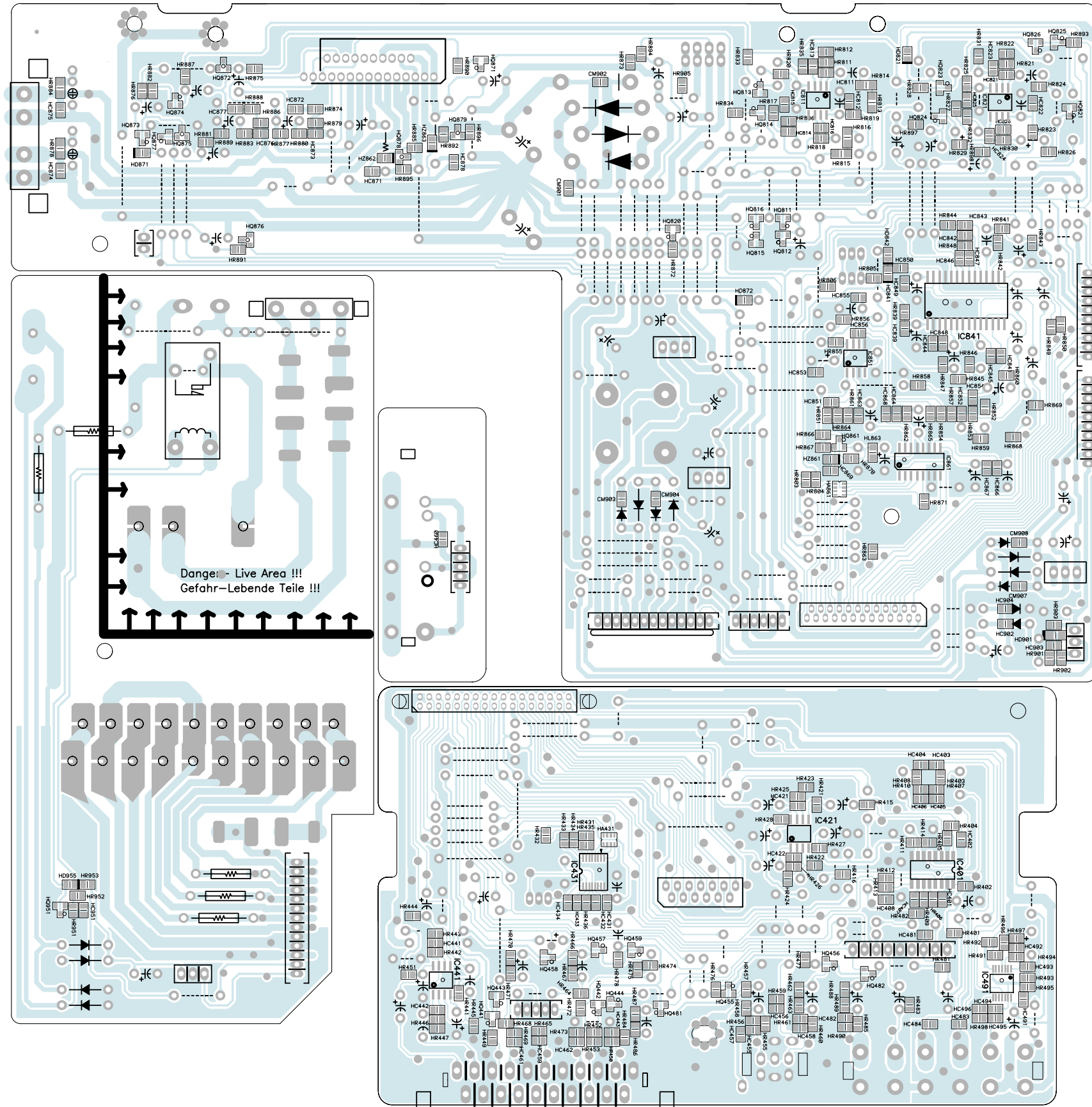






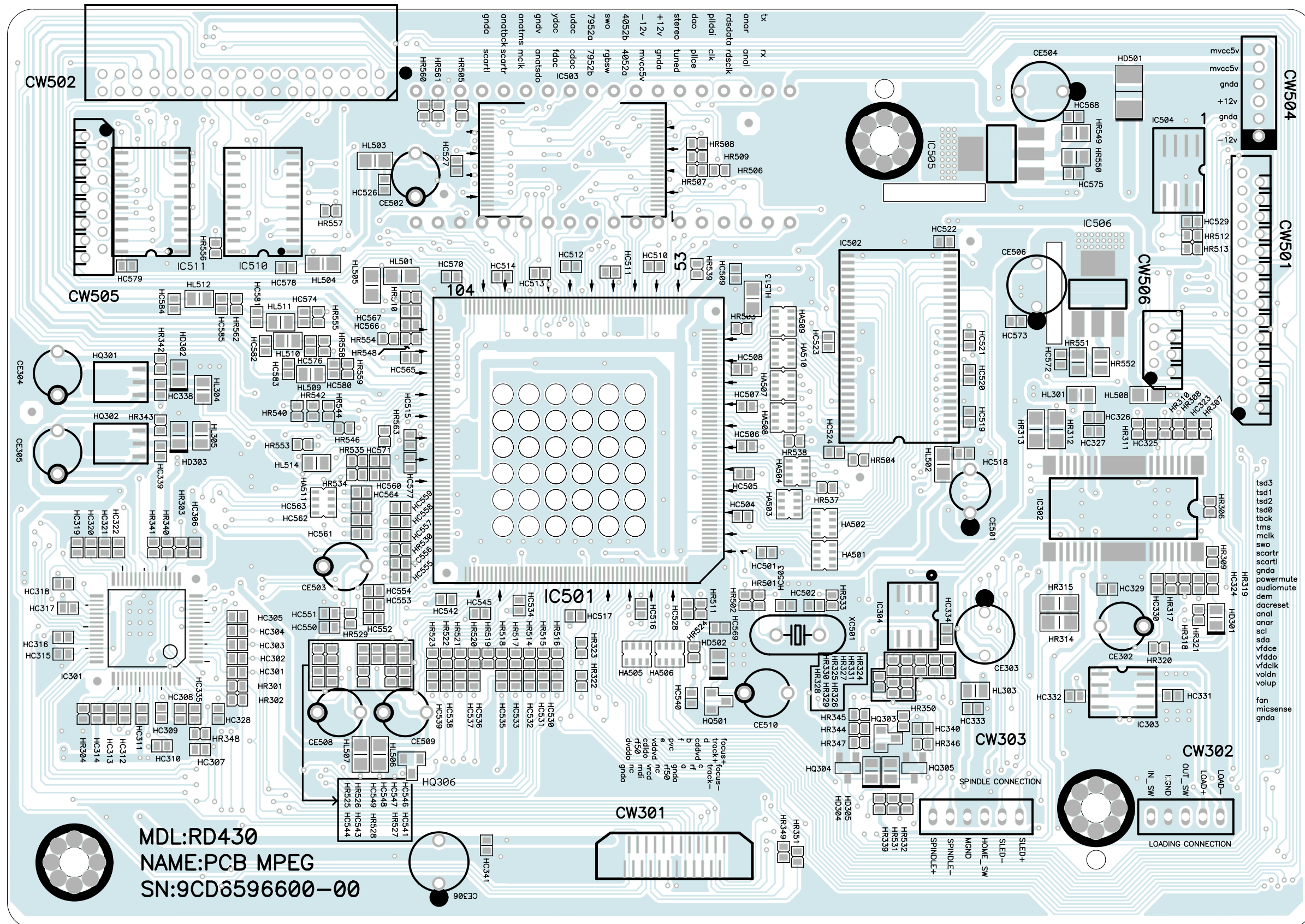
# 12. Printed Circuit Diagram

## • MAIN [Bottom View]



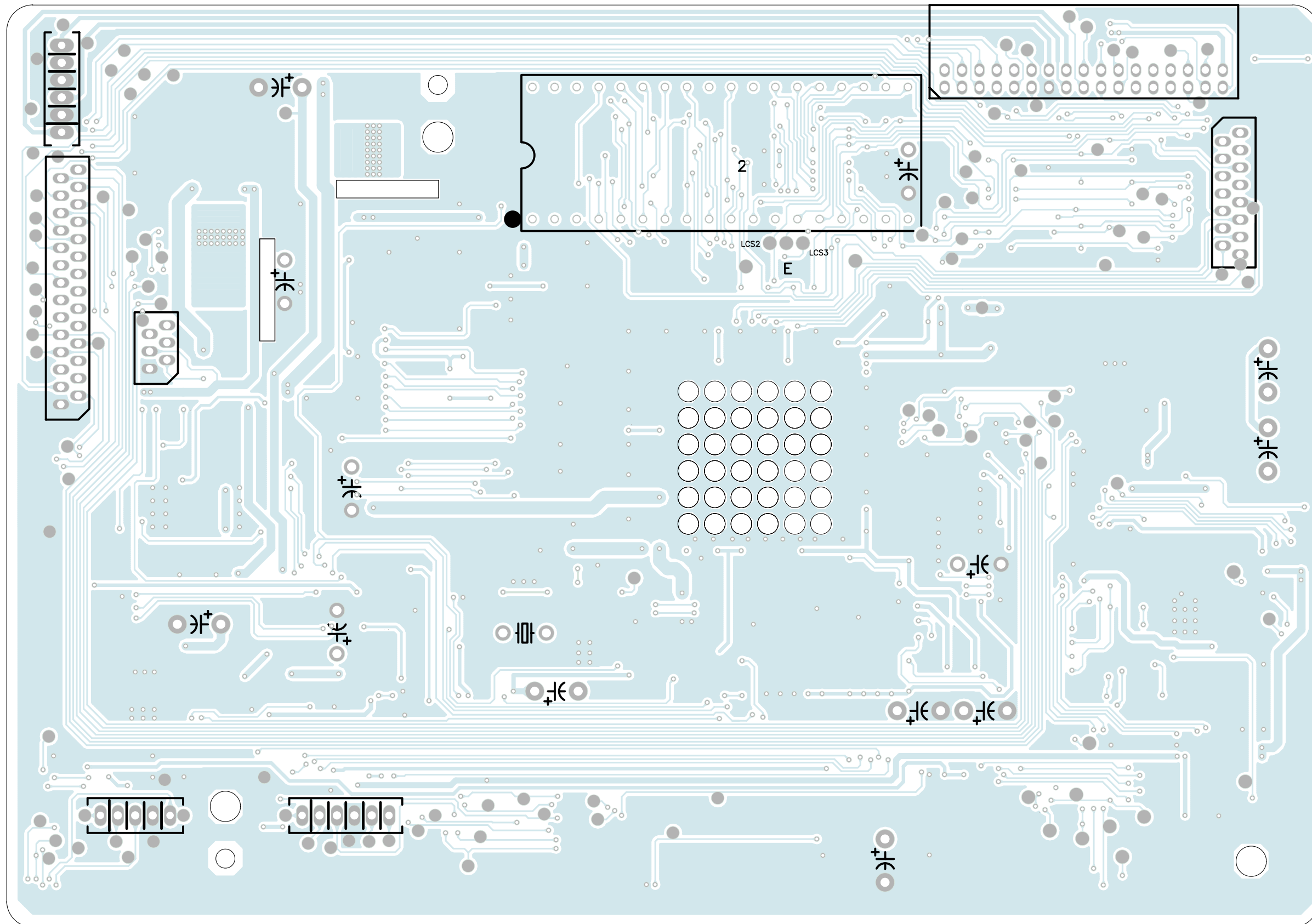
# 12. Printed Circuit Diagram

## • MPEG [Top View]

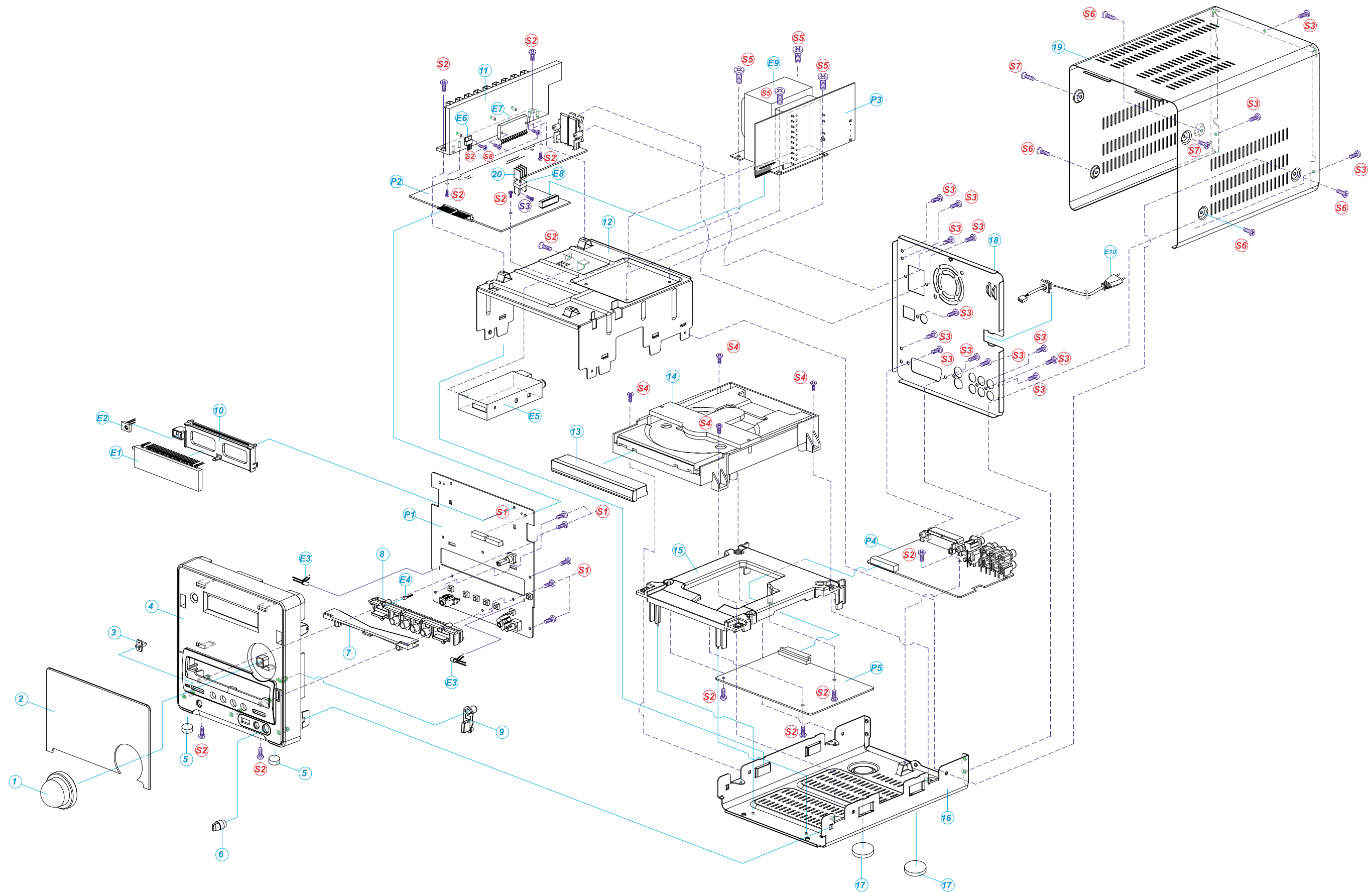


## 12. Printed Circuit Diagram

### • MPEG [Bottom View]



# 14. Exploded View and Mechanical Parts List



## 14. Exploded View and Mechanical Parts List

NO	PARTS NAME	CODE NO.	DESCRIPTIONS	Q'TY	REMARKS
1	KNOB VOLUME	9CD1352900	ABS plating	1	
2	WINDOW FRONT	9CD1622100	Half mirror 2.0t	1	
3	LENS POWER	9CD1620200	ACRYL , Milky	1	DHC-X100 共用
4	PANEL FRONT	9CD0313500	HIPS	1	
5	CUSHION FOOT	9CD4007700	PORON / D10X4.0T	2	DHC-X100 共用
6	KNOB MIC	9CD1345500	MIPS	1	RH-435G 共用
7	REFLECTOR	9CD2200300	ACRYL	1	
8	KNOB FUNCTION	9CD1352700	ABS plating	1	
9	KNOB OPEN	9CD1352800	HIPS	1	
10	GUIDE FLT	9CD2305400	HIPS	1	
11	HEATSINK	9CD4409000	AL-EXT	1	
12	CHASSIS FRAME	9CD0610800	SECC 1.0T	1	
13	DOOR DVD	9CD1814800	HIPS	1	
14	DECK DVD	9CD6012600	XWD 8110	1	ASA DECK
15	FRAME LODER	9CD0610600	HIPS	1	
16	CHASSIS BOTTOM	9CD0610700	SECC 1.0T	1	
17	CUSHION FOOT	9CD4209000	PORON / D20X4.0T	2	DHC-X100 共用
18	COVER BACK	9CD0417300	SECC 0.7T	1	
19	COVER TOP	9CD0417200	SECC 0.7T	1	
20	HEATSINK DIODE	9CD4406600	AL-EXT	1	DHC-XD300 共用

NO	PARTS NAME	CODE NO.	DESCRIPTIONS	Q'TY	REMARKS
S1	SCREW TAPTTITE	7173301211	TT2 BIN 2.6X10 MFZN	5	
S2	SCREW TAPTTITE	7173300812	TT2 BIN 3X08 MFZN	13	
S3	SCREW TAPTTITE	7173301012	TT2 BIN 3X10 MFZN BK	16	
S4	SCREW TAPTTITE	7173301812	TT2 BIN 3X14 MFZN	4	
S5	SCREW TAPTTITE	7173400811	TT2 BIN 4X8 MFZN	4	
S6	SCREW TAPTTITE	7176300813	TT2 OVAL 3X8 MFCr	4	
S7	SCREW TAPTTITE	7176300813	TT2 OVAL 3X12MFCr	2	
S8	SCREW TAPTTITE	7173301412	TT2 BIN 3X14 MFZN BK	2	

NO	PARTS NAME	CODE NO.	DESCRIPTIONS	Q'TY	REMARKS
P1	PCB FRONT	9CD6596400	PHENOL 1.6T	1	
P2	PCB MAIN	9CD6596500	PHENOL 1.6T	1	
P3	PCB POWER	9CD6596800	PHENOL 1.6T	1	
P4	PCB MPEG	9CD6596600	PHENOL 1.6T	1	
P5	PCB I/O	9CD6596700	PHENOL 1.6T	1	

NO	PARTS NAME	CODE NO.	DESCRIPTIONS	Q'TY	REMARKS
E1	VFD			1	
E2	SENSOR REMOCON			1	
E3	LED REFLECTOR			2	
E4	LED POWER			1	
E5	TUNER MODULE			1	
E6	IC REGULATOR			1	
E7	IC POWER			1	
E8	DIODE			1	
E9	POWER TRANS			1	
E10	CORD AC			1	RL-211 共用

# Electrical Part List

PCB MAIN Ass'y [9CDC074900] : RD400 MAIN

Loc.	Part Code	Part Name	Description	Remark
B801	9CD6596500	PCB MAIN	247X247X1.6T	
CE811	CEXF1E470V	C ELECTRO	25V RSS 47MF (5X11)	
CE812	CEXF1E470V	C ELECTRO	25V RSS 47MF (5X11)	
CE813	CEXF1H339V	C ELECTRO	50V RSS 3.3MF (5X11)	
CE814	CEXF1H339V	C ELECTRO	50V RSS 3.3MF (5X11)	
CE815	CEXF1H339V	C ELECTRO	50V RSS 3.3MF (5X11)	
CE816	CEXF1H339V	C ELECTRO	50V RSS 3.3MF (5X11)	
CE817	CEXF1E100V	C ELECTRO	25V RSS 10MF (5X11)	
CE821	CEXF1E470V	C ELECTRO	25V RSS 47MF (5X11)	
CE822	CEXF1H339V	C ELECTRO	50V RSS 3.3MF (5X11)	
CE823	CEXF1H339V	C ELECTRO	50V RSS 3.3MF (5X11)	
CE824	CEXF1E470V	C ELECTRO	25V RSS 47MF (5X11)	
CE825	CEXF1H339V	C ELECTRO	50V RSS 3.3MF (5X11)	
CE826	CEXF1H339V	C ELECTRO	50V RSS 3.3MF (5X11)	
CE827	CEXF1E470V	C ELECTRO	25V RSS 47MF (5X11)	
CE841	CEXF1H229V	C ELECTRO	50V RSS 2.2MF (5X11)	
CE842	CEXF1H229V	C ELECTRO	50V RSS 2.2MF (5X11)	
CE843	CEXF1H229V	C ELECTRO	50V RSS 2.2MF (5X11)	
CE844	CEXF1H229V	C ELECTRO	50V RSS 2.2MF (5X11)	
CE845	CEXF1E470V	C ELECTRO	25V RSS 47MF (5X11)	
CE846	CEXF1H339V	C ELECTRO	50V RSS 3.3MF (5X11)	
CE847	CEXF1H339V	C ELECTRO	50V RSS 3.3MF (5X11)	
CE848	CEXF1H100V	C ELECTRO	50V RSS 10MF (5X11)	
CE849	CEXF1H339V	C ELECTRO	50V RSS 3.3MF (5X11)	
CE850	CEXF1H339V	C ELECTRO	50V RSS 3.3MF (5X11)	
CE851	CEXF1E470V	C ELECTRO	25V RSS 47MF (5X11)	
CE852	CEXF1E470V	C ELECTRO	25V RSS 47MF (5X11)	
CE853	CEXF1H339V	C ELECTRO	50V RSS 3.3MF (5X11)	
CE854	CEXF1H339V	C ELECTRO	50V RSS 3.3MF (5X11)	
CE855	CEXF1H339V	C ELECTRO	50V RSS 3.3MF (5X11)	
CE856	CEXF1H339V	C ELECTRO	50V RSS 3.3MF (5X11)	
CE861	CEXF1E470V	C ELECTRO	25V RSS 47MF (5X11)	
CE864	CEXF1H339V	C ELECTRO	50V RSS 3.3MF (5X11)	
CE865	CEXF1H339V	C ELECTRO	50V RSS 3.3MF (5X11)	
CE867	CEXF1H109V	C ELECTRO	50V RSS 1MF (5X11)	
CE868	CEXF1H109V	C ELECTRO	50V RSS 1MF (5X11)	
CE869	CEXF1E470V	C ELECTRO	25V RSS 47MF (5X11)	
CE871	CEXF1H100V	C ELECTRO	50V RSS 10MF (5X11)	
CE872	CEXF1H339V	C ELECTRO	50V RSS 3.3MF (5X11)	
CE873	CEXF1H339V	C ELECTRO	50V RSS 3.3MF (5X11)	
CE874	CEXF1E470V	C ELECTRO	25V RSS 47MF (5X11)	
CE875	CEXF1H339V	C ELECTRO	50V RSS 3.3MF (5X11)	
CE876	CEXF1H339V	C ELECTRO	50V RSS 3.3MF (5X11)	
CE878	CEXF1H339V	C ELECTRO	50V RSS 3.3MF (5X11)	
CE879	CEXF1H101V	C ELECTRO	50V RSS 100MF (8X12)	
CE880	CEXF1H101V	C ELECTRO	50V RSS 100MF (8X12)	
CE903	CEXF1V332V	C ELECTRO	35V RSS 3300MF (16X31.5)	
CE904	CEXF1V332V	C ELECTRO	35V RSS 3300MF (16X31.5)	
CE905	CEXF1E470V	C ELECTRO	25V RSS 47MF (5X11)	
CE906	CEXF1E102V	C ELECTRO	25V RSS 1000MF (12X22)	
CE907	CEXF1E102V	C ELECTRO	25V RSS 1000MF (12X22)	
CE908	CEXF1E470V	C ELECTRO	25V RSS 47MF (5X11)	
CE909	CEXF1H101V	C ELECTRO	50V RSS 100MF (8X12)	
CE910	CEXF1H101V	C ELECTRO	50V RSS 100MF (8X12)	
CE911	CEXF1E470V	C ELECTRO	25V RSS 47MF (5X11)	
CE912	CEXF1E222V	C ELECTRO	25V RSS 2200MF (13X25)	
CE913	CEXF1H101V	C ELECTRO	50V RSS 100MF (8X12)	
CE914	CEXF1E470V	C ELECTRO	25V RSS 47MF (5X11)	
CE915	CEXF1C101V	C ELECTRO	16V RSS 100MF (6.3X11)	
CM871	CMXM2A104J	C MYLAR	100V 0.1MF J	
CM872	CMXM2A104J	C MYLAR	100V 0.1MF J	

## Electrical Part List

Loc.	Part Code	Part Name	Description	Remark
CM901	HCBK104KBA	C CHIP CERA	50V X7R 0.1MF Z 1608	
CM902	HCBK104KBA	C CHIP CERA	50V X7R 0.1MF Z 1608	
CM903	HCBK104KBA	C CHIP CERA	50V X7R 0.1MF Z 1608	
CM904	HCBK104KBA	C CHIP CERA	50V X7R 0.1MF Z 1608	
CM907	HCBK104KBA	C CHIP CERA	50V X7R 0.1MF Z 1608	
CM908	HCBK104KBA	C CHIP CERA	50V X7R 0.1MF Z 1608	
CW861	9728811800	CONN WAFER	2.0MM PH-6A 6P	
CN871	9736407800	CONN PIN	53095-1010 10PIN BASE	
CN881	9736407800	CONN PIN	53095-1010 10PIN BASE	
CW841	9728808800	CONN WAFER	2.0MM PH-3AW 3P	
CW851	9CD6269000	CONN WAFER	52806-2510	
CW901	9736408700	PIN WAFER	52075-1310	
D902	DIN5402---	DIODE	IN5402	
D903	DIN5402---	DIODE	IN5402	
D904	DIN5402---	DIODE	IN5402	
D905	DIN5402---	DIODE	IN5402	
D906	DIN4001---	DIODE	IN4001	
D907	DIN4001---	DIODE	IN4001	
D908	DIN4001---	DIODE	IN4001	
D909	DIN4001---	DIODE	IN4001	
D910	DIN4001---	DIODE	IN4001	
D911	DKBPC806--	DIODE	KBPC806	
D912	DIN4001---	DIODE	IN4001	
D919	DIN4001---	DIODE	IN4001	
D920	DIN4001---	DIODE	IN4001	
D921	DIN4001---	DIODE	IN4001	
D922	DIN4001---	DIODE	IN4001	
HA861	HRTT8101J	R ARRAY CHIP	1/10 100X4 OHM 1608	
HC811	HCBK392KBA	C CHIP CERA	50V X7R 3900PF K 1608	
HC812	HCBK104KBA	C CHIP CERA	50V X7R 0.1MF Z 1608	
HC813	HCQK221JBA	C CHIP CERA	50V CH 220PF J 1608	
HC814	HCQK221JBA	C CHIP CERA	50V CH 220PF J 1608	
HC815	HCBK104KBA	C CHIP CERA	50V X7R 0.1MF Z 1608	
HC816	HCBK392KBA	C CHIP CERA	50V X7R 3900PF K 1608	
HC821	HCBK392KBA	C CHIP CERA	50V X7R 3900PF K 1608	
HC822	HCBK104KBA	C CHIP CERA	50V X7R 0.1MF Z 1608	
HC823	HCQK221JBA	C CHIP CERA	50V CH 220PF J 1608	
HC824	HCQK221JBA	C CHIP CERA	50V CH 220PF J 1608	
HC825	HCBK104KBA	C CHIP CERA	50V X7R 0.1MF Z 1608	
HC826	HCBK392KBA	C CHIP CERA	50V X7R 3900PF K 1608	
HC839	HCBK223KBA	C CHIP CERA	50V X7R 0.022MF M 1608	
HC841	HCBK104KBA	C CHIP CERA	50V X7R 0.1MF Z 1608	
HC842	HCBK104KBA	C CHIP CERA	50V X7R 0.1MF Z 1608	
HC843	HCBK104KBA	C CHIP CERA	50V X7R 0.1MF Z 1608	
HC844	HCBK272KBA	C CHIP CERA	50V X7R 2700PF K 1608	
HC845	HCBK104KBA	C CHIP CERA	50V X7R 0.1MF Z 1608	
HC846	HCBK104KBA	C CHIP CERA	50V X7R 0.1MF Z 1608	
HC847	HCBK104KBA	C CHIP CERA	50V X7R 0.1MF Z 1608	
HC848	HCBK272KBA	C CHIP CERA	50V X7R 2700PF K 1608	
HC849	HCQK101JBA	C CHIP CERA	50V CH 100PF J 1608	
HC850	HCQK101JBA	C CHIP CERA	50V CH 100PF J 1608	
HC851	HCBK331KBA	C CHIP CERA	50V CH 330PF J 1608	
HC852	HCBK332KBA	C CHIP CERA	50V X7R 3300PF K 1608	
HC853	HCBK104KBA	C CHIP CERA	50V X7R 0.1MF Z 1608	
HC854	HCBK332KBA	C CHIP CERA	50V X7R 3300PF K 1608	
HC855	HCBK104KBA	C CHIP CERA	50V X7R 0.1MF Z 1608	
HC856	HCBK331KBA	C CHIP CERA	50V CH 330PF J 1608	
HC863	HCBK332KBA	C CHIP CERA	50V X7R 3300PF K 1608	
HC864	HCBK332KBA	C CHIP CERA	50V X7R 3300PF K 1608	
HC866	HCBK104KBA	C CHIP CERA	50V X7R 0.1MF Z 1608	
HC867	HCBK104KBA	C CHIP CERA	50V X7R 0.1MF Z 1608	
HC868	HCBK104KBA	C CHIP CERA	50V X7R 0.1MF Z 1608	
HC871	HCBK104KBA	C CHIP CERA	50V X7R 0.1MF Z 1608	

## Electrical Part List

Loc.	Part Code	Part Name	Description	Remark
HC872	HCBK222KBA	C CHIP CERA	50V X7R 2200PF K 1608	
HC873	HCQK100JBA	C CHIP CERA	50V CH 10PF J 1608	
HC874	HCBK102KBA	C CHIP CERA	50V X7R 1000PF K 1608	
HC875	HCBK102KBA	C CHIP CERA	50V X7R 1000PF K 1608	
HC876	HCQK100JBA	C CHIP CERA	50V CH 10PF J 1608	
HC877	HCBK222KBA	C CHIP CERA	50V X7R 2200PF K 1608	
HC878	HCBK104KBA	C CHIP CERA	50V X7R 0.1MF Z 1608	
HC902	HCBK104KBA	C CHIP CERA	50V X7R 0.1MF Z 1608	
HC903	HCBK104KBA	C CHIP CERA	50V X7R 0.1MF Z 1608	
HC904	HCBK104KBA	C CHIP CERA	50V X7R 0.1MF Z 1608	
HD821	DZDS160---	DIODE SW CHIP	KDS160	
HD841	DZDS160---	DIODE SW CHIP	KDS160	
HD842	HRFT000-BA	R CHIP	1/10 0 OHM 1608	
HD871	DZDS160---	DIODE SW CHIP	KDS160	
HD901	DRLZ30B---	DIODE ZENER CHIP	RLZ30B	
HL863	HLC104J01A	COIL CHIP	120 OHM 100MHZ 2012	
HQ811	TZRC111S--	TR CHIP	KRC111S	
HQ812	TZRC111S--	TR CHIP	KRC111S	
HQ813	TZRC111S--	TR CHIP	KRC111S	
HQ814	TZRC111S--	TR CHIP	KRC111S	
HQ815	TZRC231S--	TR CHIP	KRC231S	
HQ816	TZRA107S--	TR CHIP	KRA107S	
HQ820	TZRC231S--	TR CHIP	KRC231S	
HQ821	TZRC111S--	TR CHIP	KRC111S	
HQ823	TZRC111S--	TR CHIP	KRC111S	
HQ824	TZRC111S--	TR CHIP	KRC111S	
HQ825	TZRC231S--	TR CHIP	KRC231S	
HQ826	TZRA107S--	TR CHIP	KRA107S	
HQ871	TZTC3875S-	TR CHIP	KTC3875Y	
HQ872	TZTC3875S-	TR CHIP	KTC3875Y	
HQ873	TZRA107S--	TR CHIP	KRA107S	
HQ874	TZTC3875S-	TR CHIP	KTC3875Y	
HQ875	TZRA107S--	TR CHIP	KRA107S	
HQ877	TZRC231S--	TR CHIP	KRC231S	
HR803	HRFT333JBA	R CHIP	1/10 33K OHM J 1608	
HR804	HRFT333JBA	R CHIP	1/10 33K OHM J 1608	
HR805	HRFT000-BA	R CHIP	1/10 0 OHM 1608	
HR806	HRFT000-BA	R CHIP	1/10 0 OHM 1608	
HR811	HRFT152JBA	R CHIP	1/10 1.5K OHM J 1608	
HR812	HRFT121JBA	R CHIP	1/10 120 OHM J 1608	
HR813	HRF4220JEA	R CHIP	1/4W 22 OHM J 3216	
HR814	HRF4220JEA	R CHIP	1/4W 22 OHM J 3216	
HR815	HRF4220JEA	R CHIP	1/4W 22 OHM J 3216	
HR816	HRF4220JEA	R CHIP	1/4W 22 OHM J 3216	
HR817	HRFT121JBA	R CHIP	1/10 120 OHM J 1608	
HR818	HRFT152JBA	R CHIP	1/10 1.5K OHM J 1608	
HR819	HRFT101JBA	R CHIP	1/10 100 OHM J 1608	
HR820	HRFT101JBA	R CHIP	1/10 100 OHM J 1608	
HR821	HRFT152JBA	R CHIP	1/10 1.5K OHM J 1608	
HR822	HRFT221JBA	R CHIP	1/10 220 OHM J 1608	
HR823	HRFT101JBA	R CHIP	1/10 100 OHM J 1608	
HR824	HRFT102JBA	R CHIP	1/10 1K OHM J 1608	
HR825	HRFT101JBA	R CHIP	1/10 100 OHM J 1608	
HR826	HRFT102JBA	R CHIP	1/10 1K OHM J 1608	
HR827	HRFT221JBA	R CHIP	1/10 220 OHM J 1608	
HR828	HRFT333JBA	R CHIP	1/10 33K OHM J 1608	
HR829	HRFT333JBA	R CHIP	1/10 33K OHM J 1608	
HR830	HRFT152JBA	R CHIP	1/10 1.5K OHM J 1608	
HR831	HRFT183JBA	R CHIP	1/10 18K OHM J 1608	
HR832	HRFT183JBA	R CHIP	1/10 18K OHM J 1608	
HR833	HRFT333JBA	R CHIP	1/10 33K OHM J 1608	
HR834	HRFT333JBA	R CHIP	1/10 33K OHM J 1608	
HR835	HRFT183JBA	R CHIP	1/10 18K OHM J 1608	



## Electrical Part List

Loc.	Part Code	Part Name	Description	Remark
HR836	HRFT183JBA	R CHIP	1/10 18K OHM J 1608	
HR839	HRFT820JBA	R CHIP	1/10 82 OHM J 1608	
HR841	HRFT102JBA	R CHIP	1/10 1K OHM J 1608	
HR842	HRFT104JBA	R CHIP	1/10 100K OHM J 1608	
HR843	HRFT104JBA	R CHIP	1/10 100K OHM J 1608	
HR844	HRFT562JBA	R CHIP	1/10 5.6K OHM J 1608	
HR845	HRFT102JBA	R CHIP	1/10 1K OHM J 1608	
HR846	HRFT104JBA	R CHIP	1/10 100K OHM J 1608	
HR847	HRFT104JBA	R CHIP	1/10 100K OHM J 1608	
HR848	HRFT562JBA	R CHIP	1/10 5.6K OHM J 1608	
HR849	HRFT000-BA	R CHIP	1/10 0 OHM 1608	
HR850	HRFT000-BA	R CHIP	1/10 0 OHM 1608	
HR851	HRFT822JBA	R CHIP	1/10 8.2K OHM J 1608	
HR852	HRFT563JBA	R CHIP	1/10 56K OHM J 1608	
HR853	HRFT563JBA	R CHIP	1/10 56K OHM J 1608	
HR854	HRFT822JBA	R CHIP	1/10 8.2K OHM J 1608	
HR855	HRFT101JBA	R CHIP	1/10 100 OHM J 1608	
HR856	HRFT101JBA	R CHIP	1/10 100 OHM J 1608	
HR857	HRFT152JBA	R CHIP	1/10 1.5K OHM J 1608	
HR858	HRFT152JBA	R CHIP	1/10 1.5K OHM J 1608	
HR859	HRFT333JBA	R CHIP	1/10 33K OHM J 1608	
HR860	HRFT333JBA	R CHIP	1/10 33K OHM J 1608	
HR861	HRFT682JBA	R CHIP	1/10 6.8K OHM J 1608	
HR862	HRFT682JBA	R CHIP	1/10 6.8K OHM J 1608	
HR863	HRFT101JBA	R CHIP	1/10 100 OHM J 1608	
HR864	HRFT821JBA	R CHIP	1/10 820 OHM J 1608	
HR865	HRFT821JBA	R CHIP	1/10 820 OHM J 1608	
HR866	HRFT000-BA	R CHIP	1/10 0 OHM 1608	
HR868	HRFT563JBA	R CHIP	1/10 56K OHM J 1608	
HR869	HRFT563JBA	R CHIP	1/10 56K OHM J 1608	
HR870	HRFT000-BA	R CHIP	1/10 0 OHM 1608	
HR871	HRRT272JBA	R CHIP	1/10 2.7K OHM J 1608	
HR873	HRFT333JBA	R CHIP	1/10 33K OHM J 1608	
HR874	HRFT332JBA	R CHIP	1/10 3.3K OHM J 1608	
HR875	HRFT102JBA	R CHIP	1/10 1K OHM J 1608	
HR876	HRFT103JBA	R CHIP	1/10 10K OHM J 1608	
HR877	HRFT563JBA	R CHIP	1/10 56K OHM J 1608	
HR878	HRF4479JEA	R CHIP	1/4W 4.7 OHM J 3216	
HR879	HRFT563JBA	R CHIP	1/10 56K OHM J 1608	
HR880	HRFT182JBA	R CHIP	1/10W 1.8K OHM J 1608	
HR882	HRFT103JBA	R CHIP	1/10 10K OHM J 1608	
HR883	HRFT182JBA	R CHIP	1/10W 1.8K OHM J 1608	
HR884	HRF4479JEA	R CHIP	1/4W 4.7 OHM J 3216	
HR886	HRFT563JBA	R CHIP	1/10 56K OHM J 1608	
HR887	HRFT102JBA	R CHIP	1/10 1K OHM J 1608	
HR888	HRFT332JBA	R CHIP	1/10 3.3K OHM J 1608	
HR889	HRFT563JBA	R CHIP	1/10 56K OHM J 1608	
HR890	HRFT562JBA	R CHIP	1/10 5.6K OHM J 1608	
HR893	HRFT103JBA	R CHIP	1/10 10K OHM J 1608	
HR894	HRFT333JBA	R CHIP	1/10 33K OHM J 1608	
HR895	HRFT000-BA	R CHIP	1/10 0 OHM 1608	
HR896	HRFT000-BA	R CHIP	1/10 0 OHM 1608	
HR897	HRFT563JBA	R CHIP	1/10 56K OHM J 1608	
HR898	HRFT563JBA	R CHIP	1/10 56K OHM J 1608	
HR901	HRFT100JBA	R CHIP	1/10 10 OHM J 1608	
HR902	HRFT102JBA	R CHIP	1/10 1K OHM J 1608	
HR903	HRFT103JBA	R CHIP	1/10 10K OHM J 1608	
HR905	HRFT103JBA	R CHIP	1/10 10K OHM J 1608	
IC811	1BA4560F--	IC	BA4560F	
IC821	1NJM4558M-	IC CHIP	NJM4558M	
IC841	1PT2314---	IC FUNCTION	PT2314	
IC851	1NJM4558M-	IC CHIP	NJM4558M	
IC861	1CS4340---	IC	CS4340 (DAC)	

## Electrical Part List

Loc.	Part Code	Part Name	Description	Remark
IC871	1STK433030	IC POWER	STK433-030	
IC902	1KIA7812AP	IC REGULATOR	KIA7812AP	
IC903	1KIA7912AP	IC	KIA7912AP (MOLD)	
IC904	1KA278R05-	IC REGULATOR	KA278R05PI	
IC905	1KIA7805AP	IC REGULATOR	KIA7805AP	
J871	9736323400	JACK SPEAKER	SP024 B4, CJ9007-040	
JW801	W581GY7595	WIRE JUMPER	AWG22 1/0.65 SN 7.5 AUTO	
JW802	W581GY7595	WIRE JUMPER	AWG22 1/0.65 SN 7.5 AUTO	
JW803	W581GY7595	WIRE JUMPER	AWG22 1/0.65 SN 7.5 AUTO	
JW804	W581GY7595	WIRE JUMPER	AWG22 1/0.65 SN 7.5 AUTO	
JW805	W581GY7595	WIRE JUMPER	AWG22 1/0.65 SN 7.5 AUTO	
JW806	W581GY12J5	WIRE JUMPER	AWG22 1/0.65 SN 12.5 AUTO	
JW807	W581GY1005	WIRE JUMPER	AWG22 1/0.65 SN 10 AUTO	
JW808	W581GY7595	WIRE JUMPER	AWG22 1/0.65 SN 7.5 AUTO	
JW809	W581GY7595	WIRE JUMPER	AWG22 1/0.65 SN 7.5 AUTO	
JW810	W581GY1005	WIRE JUMPER	AWG22 1/0.65 SN 10 AUTO	
JW811	W581GY1005	WIRE JUMPER	AWG22 1/0.65 SN 10 AUTO	
JW812	W581GY12J5	WIRE JUMPER	AWG22 1/0.65 SN 12.5 AUTO	
JW813	W581GY1005	WIRE JUMPER	AWG22 1/0.65 SN 10 AUTO	
JW814	W581GY1005	WIRE JUMPER	AWG22 1/0.65 SN 10 AUTO	
JW815	W581GY1505	WIRE JUMPER	AWG22 1/0.65 GY 15 AUTO	
JW816	W581GY7595	WIRE JUMPER	AWG22 1/0.65 SN 7.5 AUTO	
JW817	W581GY7595	WIRE JUMPER	AWG22 1/0.65 SN 7.5 AUTO	
JW818	W581GY7595	WIRE JUMPER	AWG22 1/0.65 SN 7.5 AUTO	
JW819	W581GY6095	WIRE JUMPER	AWG22 1/0.65 SN 6 AUTO	
JW820	W581GY1005	WIRE JUMPER	AWG22 1/0.65 SN 10 AUTO	
JW821	W581GY1505	WIRE JUMPER	AWG22 1/0.65 GY 15 AUTO	
JW822	W581GY1005	WIRE JUMPER	AWG22 1/0.65 SN 10 AUTO	
JW823	W581GY17J5	WIRE JUMPER	AWG22 1/0.65 GY 17.5 AUTO	
JW824	W581GY17J5	WIRE JUMPER	AWG22 1/0.65 GY 17.5 AUTO	
JW825	W581GY17J5	WIRE JUMPER	AWG22 1/0.65 GY 17.5 AUTO	
JW826	W581GY7595	WIRE JUMPER	AWG22 1/0.65 SN 7.5 AUTO	
JW827	W581GY7595	WIRE JUMPER	AWG22 1/0.65 SN 7.5 AUTO	
JW828	W581GY6095	WIRE JUMPER	AWG22 1/0.65 SN 6 AUTO	
JW829	W581GY7595	WIRE JUMPER	AWG22 1/0.65 SN 7.5 AUTO	
JW830	W581GY12J5	WIRE JUMPER	AWG22 1/0.65 SN 12.5 AUTO	
JW831	W581GY12J5	WIRE JUMPER	AWG22 1/0.65 SN 12.5 AUTO	
JW832	W581GY1505	WIRE JUMPER	AWG22 1/0.65 GY 15 AUTO	
JW833	W581GY1505	WIRE JUMPER	AWG22 1/0.65 GY 15 AUTO	
JW834	W581GY1505	WIRE JUMPER	AWG22 1/0.65 GY 15 AUTO	
JW835	W581GY12J5	WIRE JUMPER	AWG22 1/0.65 SN 12.5 AUTO	
JW836	W581GY6095	WIRE JUMPER	AWG22 1/0.65 SN 6 AUTO	
JW837	W581GY12J5	WIRE JUMPER	AWG22 1/0.65 SN 12.5 AUTO	
JW838	W581GY6095	WIRE JUMPER	AWG22 1/0.65 SN 6 AUTO	
JW839	W581GY7595	WIRE JUMPER	AWG22 1/0.65 SN 7.5 AUTO	
JW840	W581GY1005	WIRE JUMPER	AWG22 1/0.65 SN 10 AUTO	
JW841	W581GY7595	WIRE JUMPER	AWG22 1/0.65 SN 7.5 AUTO	
JW843	W581GY12J5	WIRE JUMPER	AWG22 1/0.65 SN 12.5 AUTO	
JW844	W581GY1005	WIRE JUMPER	AWG22 1/0.65 SN 10 AUTO	
JW845	W581GY1005	WIRE JUMPER	AWG22 1/0.65 SN 10 AUTO	
JW846	W581GY12J5	WIRE JUMPER	AWG22 1/0.65 SN 12.5 AUTO	
JW847	W581GY12J5	WIRE JUMPER	AWG22 1/0.65 SN 12.5 AUTO	
JW848	W581GY12J5	WIRE JUMPER	AWG22 1/0.65 SN 12.5 AUTO	
JW849	W581GY12J5	WIRE JUMPER	AWG22 1/0.65 SN 12.5 AUTO	
JW850	W581GY12J5	WIRE JUMPER	AWG22 1/0.65 SN 12.5 AUTO	
JW851	W581GY12J5	WIRE JUMPER	AWG22 1/0.65 SN 12.5 AUTO	
JW852	W581GY7595	WIRE JUMPER	AWG22 1/0.65 SN 7.5 AUTO	
JW853	W581GY12J5	WIRE JUMPER	AWG22 1/0.65 SN 12.5 AUTO	
JW854	W581GY1505	WIRE JUMPER	AWG22 1/0.65 GY 15 AUTO	
JW855	W581GY1505	WIRE JUMPER	AWG22 1/0.65 GY 15 AUTO	
JW856	W581GY7595	WIRE JUMPER	AWG22 1/0.65 SN 7.5 AUTO	
JW857	W581GY6095	WIRE JUMPER	AWG22 1/0.65 SN 6 AUTO	
JW858	W581GY1005	WIRE JUMPER	AWG22 1/0.65 SN 10 AUTO	

## Electrical Part List

Loc.	Part Code	Part Name	Description	Remark
JW859	W581GY1005	WIRE JUMPER	AWG22 1/0.65 SN 10 AUTO	
JW860	W581GY1005	WIRE JUMPER	AWG22 1/0.65 SN 10 AUTO	
JW861	W581GY1005	WIRE JUMPER	AWG22 1/0.65 SN 10 AUTO	
JW862	W581GY1005	WIRE JUMPER	AWG22 1/0.65 SN 10 AUTO	
JW863	W581GY1005	WIRE JUMPER	AWG22 1/0.65 SN 10 AUTO	
JW864	W581GY1005	WIRE JUMPER	AWG22 1/0.65 SN 10 AUTO	
JW865	W581GY1005	WIRE JUMPER	AWG22 1/0.65 SN 10 AUTO	
JW866	W581GY1005	WIRE JUMPER	AWG22 1/0.65 SN 10 AUTO	
JW867	W581GY6095	WIRE JUMPER	AWG22 1/0.65 SN 6 AUTO	
JW868	W581GY6095	WIRE JUMPER	AWG22 1/0.65 SN 6 AUTO	
JW869	W581GY12J5	WIRE JUMPER	AWG22 1/0.65 SN 12.5 AUTO	
JW870	W581GY1005	WIRE JUMPER	AWG22 1/0.65 SN 10 AUTO	
JW871	W581GY1505	WIRE JUMPER	AWG22 1/0.65 GY 15 AUTO	
JW872	W581GY6095	WIRE JUMPER	AWG22 1/0.65 SN 6 AUTO	
JW873	W581GY6095	WIRE JUMPER	AWG22 1/0.65 SN 6 AUTO	
JW874	W581GY1005	WIRE JUMPER	AWG22 1/0.65 SN 10 AUTO	
JW875	W581GY6095	WIRE JUMPER	AWG22 1/0.65 SN 6 AUTO	
JW876	W581GY1005	WIRE JUMPER	AWG22 1/0.65 SN 10 AUTO	
JW877	W581GY1005	WIRE JUMPER	AWG22 1/0.65 SN 10 AUTO	
JW878	W581GY1005	WIRE JUMPER	AWG22 1/0.65 SN 10 AUTO	
JW879	W581GY6095	WIRE JUMPER	AWG22 1/0.65 SN 6 AUTO	
JW880	W581GY1005	WIRE JUMPER	AWG22 1/0.65 SN 10 AUTO	
JW881	W581GY1005	WIRE JUMPER	AWG22 1/0.65 SN 10 AUTO	
JW882	W581GY12J5	WIRE JUMPER	AWG22 1/0.65 SN 12.5 AUTO	
JW883	W581GY7595	WIRE JUMPER	AWG22 1/0.65 SN 7.5 AUTO	
JW884	W581GY17J5	WIRE JUMPER	AWG22 1/0.65 GY 17.5 AUTO	
JW885	W581GY17J5	WIRE JUMPER	AWG22 1/0.65 GY 17.5 AUTO	
JW886	W581GY17J5	WIRE JUMPER	AWG22 1/0.65 GY 17.5 AUTO	
JW887	W581GY1005	WIRE JUMPER	AWG22 1/0.65 SN 10 AUTO	
JW888	W581GY7595	WIRE JUMPER	AWG22 1/0.65 SN 7.5 AUTO	
JW889	W581GY7595	WIRE JUMPER	AWG22 1/0.65 SN 7.5 AUTO	
JW890	W581GY1005	WIRE JUMPER	AWG22 1/0.65 SN 10 AUTO	
JW891	W581GY1005	WIRE JUMPER	AWG22 1/0.65 SN 10 AUTO	
JW892	W581GY1005	WIRE JUMPER	AWG22 1/0.65 SN 10 AUTO	
JW893	W581GY12J5	WIRE JUMPER	AWG22 1/0.65 SN 12.5 AUTO	
JW894	W581GY1005	WIRE JUMPER	AWG22 1/0.65 SN 10 AUTO	
JW895	W581GY7595	WIRE JUMPER	AWG22 1/0.65 SN 7.5 AUTO	
JW896	W581GY6095	WIRE JUMPER	AWG22 1/0.65 SN 6 AUTO	
JW897	W581GY17J5	WIRE JUMPER	AWG22 1/0.65 GY 17.5 AUTO	
JW898	W581GY1005	WIRE JUMPER	AWG22 1/0.65 SN 10 AUTO	
Q901	TZTA1273Y-	TR	KTA1273Y(A966Y) (KSA928A-Y)	
R871	RD-4Z101J-	R CARBON FILM	1/4W 100 OHM J	
R872	RD-4Z101J-	R CARBON FILM	1/4W 100 OHM J	

### PCB MPEG Ass'y [9CDC074800] : RD400 MPEG

Loc.	Part Code	Part Name	Description	Remark
B501	9CD6596600	PCB MPEG	212X160X1.6T	
CE302	CEXF1C101V	C ELECTRO	16V RSS 100MF (6.3X11)	
CE303	CEXF1C471V	C ELECTRO	16V RSS 470MF (8X12)	
CE304	CEXF1C101V	C ELECTRO	16V RSS 100MF (6.3X11)	
CE305	CEXF1C101V	C ELECTRO	16V RSS 100MF (6.3X11)	
CE306	CEXF1C471V	C ELECTRO	16V RSS 470MF (8X12)	
CE501	CEXF1C471V	C ELECTRO	16V RSS 470MF (8X12)	
CE502	CEXF1C101V	C ELECTRO	16V RSS 100MF (6.3X11)	
CE503	CEXF1H479V	C ELECTRO	50V RSS 4.7MF (5X11)	
CE504	CEXF1C471V	C ELECTRO	16V RSS 470MF (8X12)	
CE506	CEXF1C471V	C ELECTRO	16V RSS 470MF (8X12)	
CE508	CEXF1C101V	C ELECTRO	16V RSS 100MF (6.3X11)	
CE509	CEXF1C101V	C ELECTRO	16V RSS 100MF (6.3X11)	
CE510	CEXF1H109V	C ELECTRO	50V RSS 1MF (5X11)	
CN502	9728828200	CONN AS	UL1007 #22 6P 170MM TO HOUSING	
CN501	9728828300	CONN AS	FFC 25P P=1.0X170MM R	

## Electrical Part List

Loc.	Part Code	Part Name	Description	Remark
CW301	9CD6273500	CONN WAFER	52559-2492	
CW302	9728810900	CONN WAFER	2.0MM PH-5A 5P	
CW303	9728811800	CONN WAFER	2.0MM PH-6A 6P	
CW501	9CD6269000	CONN WAFER	52806-2510	
CW502	9736408600	CONN WAFER	SMAW200-34	
CW503	9728811800	CONN WAFER	2.0MM PH-6A 6P	
HA501	HRTT8100J	R ARRAY CHIP	1/10 10X4 OHM 1608	
HA502	HRTT8100J	R ARRAY CHIP	1/10 10X4 OHM 1608	
HA503	HRTT8100J	R ARRAY CHIP	1/10 10X4 OHM 1608	
HA504	HRTT8330J	R ARRAY CHIP	1/10 33X4 OHM 1608	
HA505	HRTT8330J	R ARRAY CHIP	1/10 33X4 OHM 1608	
HA506	HRTT8330J	R ARRAY CHIP	1/10 33X4 OHM 1608	
HA507	HRTT8100J	R ARRAY CHIP	1/10 10X4 OHM 1608	
HA508	HRTT8100J	R ARRAY CHIP	1/10 10X4 OHM 1608	
HA509	HRTT8100J	R ARRAY CHIP	1/10 10X4 OHM 1608	
HA510	HRTT8100J	R ARRAY CHIP	1/10 10X4 OHM 1608	
HA511	HRTT8332J	R ARRAY CHIP	1/10 3.3KX4 OHM 1608	
HC301	HCBK222KBA	C CHIP CERA	50V X7R 2200PF K 1608	
HC302	HCBK222KBA	C CHIP CERA	50V X7R 2200PF K 1608	
HC303	HCBK222KBA	C CHIP CERA	50V X7R 2200PF K 1608	
HC304	HCBK222KBA	C CHIP CERA	50V X7R 2200PF K 1608	
HC305	HCQK121JBA	C CHIP CERA	50V CH 120PF J 1608	
HC306	HCBK104KBA	C CHIP CERA	50V X7R 0.1MF Z 1608	
HC307	HCQK681JBA	C CHIP CERA	50V CH 680PF J 1608	
HC308	HCBK103KBA	C CHIP CERA	50V X7R 0.01MF M 1608	
HC309	HCBK103KBA	C CHIP CERA	50V X7R 0.01MF M 1608	
HC310	HCBK104KBA	C CHIP CERA	50V X7R 0.1MF Z 1608	
HC311	HCBK104KBA	C CHIP CERA	50V X7R 0.1MF Z 1608	
HC312	HCQK471JBA	C CHIP CERA	50V CH 470PF J 1608	
HC313	HCQK471JBA	C CHIP CERA	50V CH 470PF J 1608	
HC314	HCBK103KBA	C CHIP CERA	50V X7R 0.01MF M 1608	
HC315	HCBK104KBA	C CHIP CERA	50V X7R 0.1MF Z 1608	
HC316	HCBK473KBA	C CHIP CERA	50V X7R 0.047MF M 1608	
HC317	HCBK104KBA	C CHIP CERA	50V X7R 0.1MF Z 1608	
HC318	HCBK104KBA	C CHIP CERA	50V X7R 0.1MF Z 1608	
HC319	HCBK224KBA	C CHIP CERA	50V X7R 0.22MF Z 1608	
HC320	HCQK161JBA	C CHIP CERA	50V CH 160PF J 1608	
HC321	HCBK333KBA	C CHIP CERA	50V X7R 0.033MF M 1608	
HC322	HCBK103KBA	C CHIP CERA	50V X7R 0.01MF M 1608	
HC323	HCQK101JBA	C CHIP CERA	50V CH 100PF J 1608	
HC324	HCBK104KBA	C CHIP CERA	50V X7R 0.1MF Z 1608	
HC325	HCBK472KBA	C CHIP CERA	50V X7R 4700PF K 1608	
HC326	HCBK104KBA	C CHIP CERA	50V X7R 0.1MF Z 1608	
HC327	HCBK104KBA	C CHIP CERA	50V X7R 0.1MF Z 1608	
HC328	HCBK104KBA	C CHIP CERA	50V X7R 0.1MF Z 1608	
HC329	HCBK104KBA	C CHIP CERA	50V X7R 0.1MF Z 1608	
HC330	HCQK101JBA	C CHIP CERA	50V CH 100PF J 1608	
HC331	HCBK104KBA	C CHIP CERA	50V X7R 0.1MF Z 1608	
HC332	HCBK104KBA	C CHIP CERA	50V X7R 0.1MF Z 1608	
HC333	HCBK104KBA	C CHIP CERA	50V X7R 0.1MF Z 1608	
HC334	HCBK104KBA	C CHIP CERA	50V X7R 0.1MF Z 1608	
HC335	HCQK821JBA	C CHIP CERA	50V CH 820PF J 1608	
HC338	HCBK102KBA	C CHIP CERA	50V X7R 1000PF K 1608	
HC339	HCBK102KBA	C CHIP CERA	50V X7R 1000PF K 1608	
HC341	HCBK104KBA	C CHIP CERA	50V X7R 0.1MF Z 1608	
HC501	HCBK104KBA	C CHIP CERA	50V X7R 0.1MF Z 1608	
HC502	HCQK200JBA	C CHIP CERA	50V CH 20PF J 1608	
HC503	HCQK200JBA	C CHIP CERA	50V CH 20PF J 1608	
HC504	HCBK104KBA	C CHIP CERA	50V X7R 0.1MF Z 1608	
HC505	HCBK104KBA	C CHIP CERA	50V X7R 0.1MF Z 1608	
HC506	HCBK104KBA	C CHIP CERA	50V X7R 0.1MF Z 1608	
HC507	HCBK104KBA	C CHIP CERA	50V X7R 0.1MF Z 1608	
HC508	HCBK104KBA	C CHIP CERA	50V X7R 0.1MF Z 1608	

## Electrical Part List

Loc.	Part Code	Part Name	Description	Remark
HC509	HCBK104KBA	C CHIP CERA	50V X7R 0.1MF Z 1608	
HC510	HCBK104KBA	C CHIP CERA	50V X7R 0.1MF Z 1608	
HC511	HCBK104KBA	C CHIP CERA	50V X7R 0.1MF Z 1608	
HC512	HCBK104KBA	C CHIP CERA	50V X7R 0.1MF Z 1608	
HC513	HCBK104KBA	C CHIP CERA	50V X7R 0.1MF Z 1608	
HC514	HCBK104KBA	C CHIP CERA	50V X7R 0.1MF Z 1608	
HC515	HCBK104KBA	C CHIP CERA	50V X7R 0.1MF Z 1608	
HC516	HCBK104KBA	C CHIP CERA	50V X7R 0.1MF Z 1608	
HC517	HCBK104KBA	C CHIP CERA	50V X7R 0.1MF Z 1608	
HC518	HCBK104KBA	C CHIP CERA	50V X7R 0.1MF Z 1608	
HC519	HCBK104KBA	C CHIP CERA	50V X7R 0.1MF Z 1608	
HC520	HCBK104KBA	C CHIP CERA	50V X7R 0.1MF Z 1608	
HC521	HCBK104KBA	C CHIP CERA	50V X7R 0.1MF Z 1608	
HC522	HCBK104KBA	C CHIP CERA	50V X7R 0.1MF Z 1608	
HC523	HCBK104KBA	C CHIP CERA	50V X7R 0.1MF Z 1608	
HC524	HCBK104KBA	C CHIP CERA	50V X7R 0.1MF Z 1608	
HC526	HCBK104KBA	C CHIP CERA	50V X7R 0.1MF Z 1608	
HC527	HCBK104KBA	C CHIP CERA	50V X7R 0.1MF Z 1608	
HC528	HCBK272KBA	C CHIP CERA	50V X7R 2700PF K 1608	
HC529	HCBK104KBA	C CHIP CERA	50V X7R 0.1MF Z 1608	
HC530	HCQK330JBA	C CHIP CERA	50V CH 33PF J 1608	
HC531	HCQK330JBA	C CHIP CERA	50V CH 33PF J 1608	
HC532	HCQK330JBA	C CHIP CERA	50V CH 33PF J 1608	
HC533	HCBK153KBA	C CHIP CERA	50V X7R 0.015MF M 1608	
HC534	HCBK104KBA	C CHIP CERA	50V X7R 0.1MF Z 1608	
HC535	HCQK561JBA	C CHIP CERA	50V CH 560PF J 1608	
HC536	HCBK153KBA	C CHIP CERA	50V X7R 0.015MF M 1608	
HC537	HCQK561JBA	C CHIP CERA	50V CH 560PF J 1608	
HC538	HCBK153KBA	C CHIP CERA	50V X7R 0.015MF M 1608	
HC539	HCBK104KBA	C CHIP CERA	50V X7R 0.1MF Z 1608	
HC540	HCBK104KBA	C CHIP CERA	50V X7R 0.1MF Z 1608	
HC541	HCBK104KBA	C CHIP CERA	50V X7R 0.1MF Z 1608	
HC542	HCBK104KBA	C CHIP CERA	50V X7R 0.1MF Z 1608	
HC543	HCBK104KBA	C CHIP CERA	50V X7R 0.1MF Z 1608	
HC544	HCQK470JBA	C CHIP CERA	50V CH 47PF J 1608	
HC545	HCBK104KBA	C CHIP CERA	50V X7R 0.1MF Z 1608	
HC546	HCQK561JBA	C CHIP CERA	50V CH 560PF J 1608	
HC547	HCBK473KBA	C CHIP CERA	50V X7R 0.047MF M 1608	
HC550	HCBK682KBA	C CHIP CERA	50V X7R 6800PF K 1608	
HC552	HCBK472KBA	C CHIP CERA	50V X7R 4700PF K 1608	
HC555	HCBK472KBA	C CHIP CERA	50V X7R 4700PF K 1608	
HC556	HCBK104KBA	C CHIP CERA	50V X7R 0.1MF Z 1608	
HC557	HCBK105KBA	C CHIP CERA	50V X7R 1MF K 1608	
HC558	HCBK105KBA	C CHIP CERA	50V X7R 1MF K 1608	
HC559	HCBK104KBA	C CHIP CERA	50V X7R 0.1MF Z 1608	
HC560	HCBK105KBA	C CHIP CERA	50V X7R 1MF K 1608	
HC561	HCBK102KBA	C CHIP CERA	50V X7R 1000PF K 1608	
HC562	HCBK102KBA	C CHIP CERA	50V X7R 1000PF K 1608	
HC563	HCBK102KBA	C CHIP CERA	50V X7R 1000PF K 1608	
HC564	HCBK102KBA	C CHIP CERA	50V X7R 1000PF K 1608	
HC565	HCBK104KBA	C CHIP CERA	50V X7R 0.1MF Z 1608	
HC566	HCBK104KBA	C CHIP CERA	50V X7R 0.1MF Z 1608	
HC567	HCBK104KBA	C CHIP CERA	50V X7R 0.1MF Z 1608	
HC568	HCBK104KBA	C CHIP CERA	50V X7R 0.1MF Z 1608	
HC569	HCBK104KBA	C CHIP CERA	50V X7R 0.1MF Z 1608	
HC570	HCBK104KBA	C CHIP CERA	50V X7R 0.1MF Z 1608	
HC571	HCBK104KBA	C CHIP CERA	50V X7R 0.1MF Z 1608	
HC572	HCBK104KBA	C CHIP CERA	50V X7R 0.1MF Z 1608	
HC573	HCBK104KBA	C CHIP CERA	50V X7R 0.1MF Z 1608	
HC574	HCQK471JBA	C CHIP CERA	50V CH 470PF J 1608	
HC575	HRFT000-BA	R CHIP	1/10 0 OHM 1608	
HC576	HCQK471JBA	C CHIP CERA	50V CH 470PF J 1608	
HC577	HCBK104KBA	C CHIP CERA	50V X7R 0.1MF Z 1608	

## Electrical Part List

Loc.	Part Code	Part Name	Description	Remark
HC578	HCBK104KBA	C CHIP CERA	50V X7R 0.1MF Z 1608	
HC579	HCBK104KBA	C CHIP CERA	50V X7R 0.1MF Z 1608	
HC580	HCQK471JBA	C CHIP CERA	50V CH 470PF J 1608	
HC581	HCQK471JBA	C CHIP CERA	50V CH 470PF J 1608	
HC582	HCQK471JBA	C CHIP CERA	50V CH 470PF J 1608	
HC583	HCQK471JBA	C CHIP CERA	50V CH 470PF J 1608	
HC584	HCQK471JBA	C CHIP CERA	50V CH 470PF J 1608	
HC585	HCQK471JBA	C CHIP CERA	50V CH 470PF J 1608	
HD301	DZDS160---	DIODE SW CHIP	KDS160	
HD302	DZDS160---	DIODE SW CHIP	KDS160	
HD303	DZDS160---	DIODE SW CHIP	KDS160	
HD304	DZDS160---	DIODE SW CHIP	KDS160	
HD305	DZDS160---	DIODE SW CHIP	KDS160	
HD501	D1SR156---	DIODE RECTIFER	1SR156 4526 50V 1A	
HD502	DZDS160---	DIODE SW CHIP	KDS160	
HL301	HLC104J01A	COIL CHIP	120 OHM 100MHZ 2012	
HL303	HLC104J01A	COIL CHIP	120 OHM 100MHZ 2012	
HL304	HLC399J03A	CHIP COIL	3.9UH	
HL305	HLC399J03A	CHIP COIL	3.9UH	
HL501	HLC104J01A	COIL CHIP	120 OHM 100MHZ 2012	
HL502	HLC104J01A	COIL CHIP	120 OHM 100MHZ 2012	
HL503	HLC104J01A	COIL CHIP	120 OHM 100MHZ 2012	
HL504	HLC104J01A	COIL CHIP	120 OHM 100MHZ 2012	
HL505	HLC104J01A	COIL CHIP	120 OHM 100MHZ 2012	
HL506	HLC104J01A	COIL CHIP	120 OHM 100MHZ 2012	
HL507	HLC104J01A	COIL CHIP	120 OHM 100MHZ 2012	
HL508	HLC104J01A	COIL CHIP	120 OHM 100MHZ 2012	
HL509	HLC229J02A	COIL CHIP	2.2UH CHIP 1608	
HL510	HLC229J02A	COIL CHIP	2.2UH CHIP 1608	
HL511	HLC229J02A	COIL CHIP	2.2UH CHIP 1608	
HL512	HLC229J02A	COIL CHIP	2.2UH CHIP 1608	
HL513	?			
HL514	?			
HQ301	T2SB1132T1	TR CHIP	TR,2SB1132,SOT89EBC	
HQ302	T2SB1132T1	TR CHIP	TR,2SB1132,SOT89EBC	
HQ303	TZRC111S--	TR CHIP	KRC111S	
HQ304	T2SK2731T1	FET CHIP	TR, 2SK2731(30V,0.1A),FET	
HQ305	T2SK2731T1	FET CHIP	TR, 2SK2731(30V,0.1A),FET	
HQ306	TZRC111S--	TR CHIP	KRC111S	
HQ501	TZRC107S--	TR CHIP	KRC107S	
HR301	HRFT122JBA	R CHIP	1/10 1.2K OHM J 1608	
HR302	HRFT122JBA	R CHIP	1/10 1.2K OHM J 1608	
HR304	HRFT123FBA	R CHIP	1/10W 12K OHM F 1608	
HR306	HRFT333JBA	R CHIP	1/10 33K OHM J 1608	
HR307	HRFT473JBA	R CHIP	1/10 47K OHM J 1608	
HR308	HRFT123JBA	R CHIP	1/10 12K OHM J 1608	
HR309	HRFT330JBA	R CHIP	1/10 33 OHM J 1608	
HR310	HRFT102JBA	R CHIP	1/10 1K OHM J 1608	
HR311	HRFT332JBA	R CHIP	1/10 3.3K OHM J 1608	
HR312	HRF2109JEA	R CHIP	1/2W 1 OHM J 3216	
HR313	HRF2109JEA	R CHIP	1/2W 1 OHM J 3216	
HR314	HRF2109JEA	R CHIP	1/2W 1 OHM J 3216	
HR315	HRF2109JEA	R CHIP	1/2W 1 OHM J 3216	
HR317	HRFT473JBA	R CHIP	1/10 47K OHM J 1608	
HR318	HRFT333JBA	R CHIP	1/10 33K OHM J 1608	
HR319	HRFT223JBA	R CHIP	1/10 22K OHM J 1608	
HR321	HRFT102JBA	R CHIP	1/10 1K OHM J 1608	
HR322	HRFT000-BA	R CHIP	1/10 0 OHM 1608	
HR324	HRFT472JBA	R CHIP	1/10 4.7K OHM J 1608	
HR325	HRFT152JBA	R CHIP	1/10 1.5K OHM J 1608	
HR326	HRFT223JBA	R CHIP	1/10 22K OHM J 1608	
HR327	HRFT103JBA	R CHIP	1/10 10K OHM J 1608	
HR328	HRFT223JBA	R CHIP	1/10 22K OHM J 1608	

## Electrical Part List

Loc.	Part Code	Part Name	Description	Remark
HR329	HRFT103JBA	R CHIP	1/10 10K OHM J 1608	
HR330	HRFT152JBA	R CHIP	1/10 1.5K OHM J 1608	
HR331	HRFT105JBA	R CHIP	1/10 1M OHM J 1608	
HR340	HRFT102JBA	R CHIP	1/10 1K OHM J 1608	
HR341	HRFT512JBA	R CHIP	1/10 5.1K OHM J 1608	
HR342	HRFT100JBA	R CHIP	1/10 10 OHM J 1608	
HR343	HRFT100JBA	R CHIP	1/10 10 OHM J 1608	
HR344	HRFT103JBA	R CHIP	1/10 10K OHM J 1608	
HR345	HRFT332JBA	R CHIP	1/10 3.3K OHM J 1608	
HR346	HRFT104JBA	R CHIP	1/10 100K OHM J 1608	
HR347	HRFT104JBA	R CHIP	1/10 100K OHM J 1608	
HR349	HRFT000-BA	R CHIP	1/10 0 OHM 1608	
HR350	HRFT104JBA	R CHIP	1/10 100K OHM J 1608	
HR351	HRFT000-BA	R CHIP	1/10 0 OHM 1608	
HR501	HRFT104JBA	R CHIP	1/10 100K OHM J 1608	
HR502	HRFT471JBA	R CHIP	1/10 470 OHM J 1608	
HR503	HRFT271JBA	R CHIP	1/10 270 OHM J 1608	
HR504	HRFT330JBA	R CHIP	1/10 33 OHM J 1608	
HR505	HRFT000-BA	R CHIP	1/10 0 OHM 1608	
HR506	HRFT000-BA	R CHIP	1/10 0 OHM 1608	
HR510	HRFT000-BA	R CHIP	1/10 0 OHM 1608	
HR511	HRFT331JBA	R CHIP	1/10 330 OHM J 1608	
HR512	HRFT102JBA	R CHIP	1/10 1K OHM J 1608	
HR513	HRFT102JBA	R CHIP	1/10 1K OHM J 1608	
HR514	HRFT330JBA	R CHIP	1/10 33 OHM J 1608	
HR515	HRFT330JBA	R CHIP	1/10 33 OHM J 1608	
HR516	HRFT330JBA	R CHIP	1/10 33 OHM J 1608	
HR517	HRFT682JBA	R CHIP	1/10 6.8K OHM J 1608	
HR518	HRFT682JBA	R CHIP	1/10 6.8K OHM J 1608	
HR519	HRFT512JBA	R CHIP	1/10 5.1K OHM J 1608	
HR521	HRFT682JBA	R CHIP	1/10 6.8K OHM J 1608	
HR522	HRFT682JBA	R CHIP	1/10 6.8K OHM J 1608	
HR523	HRFT682JBA	R CHIP	1/10 6.8K OHM J 1608	
HR524	HRFT223JBA	R CHIP	1/10 22K OHM J 1608	
HR525	HRFT512JBA	R CHIP	1/10 5.1K OHM J 1608	
HR526	HRFT103JBA	R CHIP	1/10 10K OHM J 1608	
HR527	HRFT122JBA	R CHIP	1/10 1.2K OHM J 1608	
HR529	HRFT203JBA	R CHIP	1/10 20K OHM J 1608	
HR530	HRFT683JBA	R CHIP	1/10 68K OHM J 1608	
HR531	HRFT000-BA	R CHIP	1/10 0 OHM J 1608	
HR533	HRFT272JBA	R CHIP	1/10 2.7K OHM J 1608	
HR534	HRFT333JBA	R CHIP	1/10 33K OHM J 1608	
HR535	HRFT103JBA	R CHIP	1/10 10K OHM J 1608	
HR537	HRFT330JBA	R CHIP	1/10 33 OHM J 1608	
HR538	HRFT330JBA	R CHIP	1/10 33 OHM J 1608	
HR539	HRFT331JBA	R CHIP	1/10 330 OHM J 1608	
HR540	HRFT472JBA	R CHIP	1/10 4.7K OHM J 1608	
HR542	HRFT472JBA	R CHIP	1/10 4.7K OHM J 1608	
HR544	HRFT472JBA	R CHIP	1/10 4.7K OHM J 1608	
HR546	HRFT472JBA	R CHIP	1/10 4.7K OHM J 1608	
HR548	HRFT181JBA	R CHIP	1/10 180 OHM J 1608	
HR551	HRFT101FCA	R CHIP	1/10 100 OHM J 2012	
HR552	HRFT131FCA	R CHIP	1/10W 130 OHM 2012	
HR553	HRFT472JBA	R CHIP	1/10 4.7K OHM J 1608	
HR554	HRFT181JBA	R CHIP	1/10 180 OHM J 1608	
HR555	HRFT750JBA	R CHIP	1/10 75 OHM J 1608	
HR556	HRFT102JBA	R CHIP	1/10 1K OHM J 1608	
HR557	HRFT102JBA	R CHIP	1/10 1K OHM J 1608	
HR558	HRFT750JBA	R CHIP	1/10 75 OHM J 1608	
HR559	HRFT750JBA	R CHIP	1/10 75 OHM J 1608	
HR562	HRFT750JBA	R CHIP	1/10 75 OHM J 1608	
HR563	HRFT271JBA	R CHIP	1/10 270 OHM J 1608	
IC301	1ES6603S--	IC RF	RFAMP IC, ES6603S	

## Electrical Part List

Loc.	Part Code	Part Name	Description	Remark
IC302	1FAN8024CD	IC	IC,MOTOR DRIVER	
IC303	1BA6287F--	IC	BA6287F DRIVER	
IC304	1TL3472CD-	IC	OPAMP,TL3472	
IC501	1ES6698FD-	IC MPEG	IC, MPEG DECODER ES6698FD	
IC502	1L128168A-	IC SDRAM	M12L 128168A SDRAM(128M)	
IC503	1M29W160EB	IC FLASH	M29W160DB FLASH(16M)	
IC504	1M24C04MN-	IC	M24C04MN SOP	
IC505	1LD1117A33	IC REGULATOR	LD1117ADT33 DPAK	
IC506	1LD1117A-R	IC REGULATOR	LD1117ADT-R DPAK	
IC510	174HC374NS	IC	SN74HC374NSR SOP	
IC511	174HC374NS	IC	SN74HC374NSR SOP	
XC501	5XJ27M000E	X-TAL	27MHZ 10 OHM 20PPM	

### PCB INOUT Ass'y [9CDC075000] : RD400 INOUT

Loc.	Part Code	Part Name	Description	Remark
B401	9CD6596700	PCB INOUT		
CE401	CEXF1E470V	C ELECTRO	25V RSS 47MF (5X11)	
CE402	CEXF1H339V	C ELECTRO	50V RSS 3.3MF (5X11)	
CE403	CEXF1H339V	C ELECTRO	50V RSS 3.3MF (5X11)	
CE404	CEXF1E470V	C ELECTRO	25V RSS 47MF (5X11)	
CE421	CEXF1H339V	C ELECTRO	50V RSS 3.3MF (5X11)	
CE422	CEXF1H339V	C ELECTRO	50V RSS 3.3MF (5X11)	
CE423	CEXF1H339V	C ELECTRO	50V RSS 3.3MF (5X11)	
CE424	CEXF1H339V	C ELECTRO	50V RSS 3.3MF (5X11)	
CE425	CEXF1E470V	C ELECTRO	25V RSS 47MF (5X11)	
CE426	CEXF1E470V	C ELECTRO	25V RSS 47MF (5X11)	
CE441	CEXF1E470V	C ELECTRO	25V RSS 47MF (5X11)	
CE442	CEXF1H339V	C ELECTRO	50V RSS 3.3MF (5X11)	
CE443	CEXF1H339V	C ELECTRO	50V RSS 3.3MF (5X11)	
CE444	CEXF1H339V	C ELECTRO	50V RSS 3.3MF (5X11)	
CE445	CEXF1H339V	C ELECTRO	50V RSS 3.3MF (5X11)	
CE446	CEXF1E470V	C ELECTRO	25V RSS 47MF (5X11)	
CE455	CEXF1E221V	C ELECTRO	25V RSS 220MF (8X12)	
CE456	CEXF1E221V	C ELECTRO	25V RSS 220MF (8X12)	
CE457	CEXF1E221V	C ELECTRO	25V RSS 220MF (8X12)	
CE458	CEXF1E221V	C ELECTRO	25V RSS 220MF (8X12)	
CE459	CEXF1E221V	C ELECTRO	25V RSS 220MF (8X12)	
CE460	CEXF1E220V	C ELECTRO	25V RSS 22MF (5X11)	
CE461	CEXF1E220V	C ELECTRO	25V RSS 22MF (5X11)	
CE462	CEXF1E220V	C ELECTRO	25V RSS 22MF (5X11)	
CE481	CEXF1C102V	C ELECTRO	16V RSS 1000MF (10X17)	
CE482	CEXF1E221V	C ELECTRO	25V RSS 220MF (8X12)	
CE483	CEXF1E221V	C ELECTRO	25V RSS 220MF (8X12)	
CE484	CEXF1E221V	C ELECTRO	25V RSS 220MF (8X12)	
CE485	CEXF1E221V	C ELECTRO	25V RSS 220MF (8X12)	
CE491	CEXF1E470V	C ELECTRO	25V RSS 47MF (5X11)	
CN101	9728828400	CONN AS	FFC 13P P=1.25X220MM R	
CN401	9736408500	CONN PIN	CNSMH200-34	
CW401	9CD6264500	CONN WAFER	52045-1345	
HC401	HCQK101JBA	C CHIP CERA	50V CH 100PF J 1608	
HC402	HCQK101JBA	C CHIP CERA	50V CH 100PF J 1608	
HC403	HCQK101JBA	C CHIP CERA	50V CH 100PF J 1608	
HC404	HCQK101JBA	C CHIP CERA	50V CH 100PF J 1608	
HC405	HCQK221JBA	C CHIP CERA	50V CH 220PF J 1608	
HC406	HCQK221JBA	C CHIP CERA	50V CH 220PF J 1608	
HC407	HCQK101JBA	C CHIP CERA	50V CH 100PF J 1608	
HC408	HCQK101JBA	C CHIP CERA	50V CH 100PF J 1608	
HC421	HCBK392KBA	C CHIP CERA	50V X7R 3900PF K 1608	
HC422	HCBK392KBA	C CHIP CERA	50V X7R 3900PF K 1608	
HC441	HCBK392KBA	C CHIP CERA	50V X7R 3900PF K 1608	
HC442	HCBK392KBA	C CHIP CERA	50V X7R 3900PF K 1608	
HC443	HCQK101JBA	C CHIP CERA	50V CH 100PF J 1608	



## Electrical Part List

Loc.	Part Code	Part Name	Description	Remark
HC455	HCQK101JBA	C CHIP CERA	50V CH 100PF J 1608	
HC456	HCBK104KBA	C CHIP CERA	50V X7R 0.1MF Z 1608	
HC457	HCBK104KBA	C CHIP CERA	50V X7R 0.1MF Z 1608	
HC458	HCQK101JBA	C CHIP CERA	50V CH 100PF J 1608	
HC459	HCQK101JBA	C CHIP CERA	50V CH 100PF J 1608	
HC461	HCQK101JBA	C CHIP CERA	50V CH 100PF J 1608	
HC462	HCQK101JBA	C CHIP CERA	50V CH 100PF J 1608	
HC481	HCBK104KBA	C CHIP CERA	50V X7R 0.1MF Z 1608	
HC482	HCQK101JBA	C CHIP CERA	50V CH 100PF J 1608	
HC483	HCQK101JBA	C CHIP CERA	50V CH 100PF J 1608	
HC484	HCQK101JBA	C CHIP CERA	50V CH 100PF J 1608	
HC491	HCBK104KBA	C CHIP CERA	50V X7R 0.1MF Z 1608	
HC494	HCQK101JBA	C CHIP CERA	50V CH 100PF J 1608	
HC495	HCQK220JBA	C CHIP CERA	50V CH 22PF J 1608	
HC496	HCBK104KBA	C CHIP CERA	50V X7R 0.1MF Z 1608	
HQ441	TZRA107S--	TR CHIP	KRA107S	
HQ442	TZRA107S--	TR CHIP	KRA107S	
HQ443	TZRC107S--	TR CHIP	KRC107S	
HQ444	TZRC107S--	TR CHIP	KRC107S	
HQ455	TZTC3875S-	TR CHIP	KTC3875Y	
HQ456	TZTC3875S-	TR CHIP	KTC3875Y	
HQ457	TZTC3875S-	TR CHIP	KTC3875Y	
HQ458	TZTC3875S-	TR CHIP	KTC3875Y	
HQ459	TZTC3875S-	TR CHIP	KTC3875Y	
HQ481	TZTC3875S-	TR CHIP	KTC3875Y	
HQ482	TZTC3875S-	TR CHIP	KTC3875Y	
HR401	HRFT332JBA	R CHIP	1/10 3.3K OHM J 1608	
HR402	HRFT332JBA	R CHIP	1/10 3.3K OHM J 1608	
HR403	HRFT223JBA	R CHIP	1/10 22K OHM J 1608	
HR404	HRFT183JBA	R CHIP	1/10 18K OHM J 1608	
HR405	HRFT223JBA	R CHIP	1/10 22K OHM J 1608	
HR406	HRFT183JBA	R CHIP	1/10 18K OHM J 1608	
HR407	HRFT223JBA	R CHIP	1/10 22K OHM J 1608	
HR408	HRFT223JBA	R CHIP	1/10 22K OHM J 1608	
HR409	HRFT223JBA	R CHIP	1/10 22K OHM J 1608	
HR410	HRFT223JBA	R CHIP	1/10 22K OHM J 1608	
HR411	HRFT332JBA	R CHIP	1/10 3.3K OHM J 1608	
HR412	HRFT102JBA	R CHIP	1/10 1K OHM J 1608	
HR413	HRFT102JBA	R CHIP	1/10 1K OHM J 1608	
HR414	HRFT332JBA	R CHIP	1/10 3.3K OHM J 1608	
HR415	HRFT102JBA	R CHIP	1/10 1K OHM J 1608	
HR416	HRFT102JBA	R CHIP	1/10 1K OHM J 1608	
HR421	HRFT563JBA	R CHIP	1/10 56K OHM J 1608	
HR422	HRFT563JBA	R CHIP	1/10 56K OHM J 1608	
HR423	HRFT102JBA	R CHIP	1/10 1K OHM J 1608	
HR424	HRFT102JBA	R CHIP	1/10 1K OHM J 1608	
HR425	HRFT152JBA	R CHIP	1/10 1.5K OHM J 1608	
HR426	HRFT152JBA	R CHIP	1/10 1.5K OHM J 1608	
HR427	HRFT101FBA	R CHIP	1/10W 100 OHM 1608	
HR428	HRFT101FBA	R CHIP	1/10W 100 OHM 1608	
HR441	HRFT101FBA	R CHIP	1/10W 100 OHM 1608	
HR442	HRFT152JBA	R CHIP	1/10 1.5K OHM J 1608	
HR443	HRFT471JBA	R CHIP	1/10 470 OHM J 1608	
HR444	HRFT223JBA	R CHIP	1/10 22K OHM J 1608	
HR445	HRFT223JBA	R CHIP	1/10 22K OHM J 1608	
HR446	HRFT152JBA	R CHIP	1/10 1.5K OHM J 1608	
HR447	HRFT471JBA	R CHIP	1/10 470 OHM J 1608	
HR449	HRFT222JBA	R CHIP	1/10 2.2K OHM J 1608	
HR450	HRFT104JBA	R CHIP	1/10 100K OHM J 1608	
HR451	HRFT101FBA	R CHIP	1/10W 100 OHM 1608	
HR455	HRFT750JBA	R CHIP	1/10 75 OHM J 1608	
HR456	HRFT104JBA	R CHIP	1/10 100K OHM J 1608	
HR457	HRFT391JBA	R CHIP	1/10 390 OHM J 1608	

## Electrical Part List

Loc.	Part Code	Part Name	Description	Remark
HR458	HRFT473JBA	R CHIP	1/10 47K OHM J 1608	
HR459	HRFT104JBA	R CHIP	1/10 100K OHM J 1608	
HR460	HRFT750JBA	R CHIP	1/10 75 OHM J 1608	
HR461	HRFT104JBA	R CHIP	1/10 100K OHM J 1608	
HR462	HRFT391JBA	R CHIP	1/10 390 OHM J 1608	
HR463	HRFT473JBA	R CHIP	1/10 47K OHM J 1608	
HR464	HRFT750JBA	R CHIP	1/10 75 OHM J 1608	
HR465	HRFT104JBA	R CHIP	1/10 100K OHM J 1608	
HR466	HRFT391JBA	R CHIP	1/10 390 OHM J 1608	
HR467	HRFT473JBA	R CHIP	1/10 47K OHM J 1608	
HR468	HRFT750JBA	R CHIP	1/10 75 OHM J 1608	
HR469	HRFT104JBA	R CHIP	1/10 100K OHM J 1608	
HR470	HRFT391JBA	R CHIP	1/10 390 OHM J 1608	
HR471	HRFT473JBA	R CHIP	1/10 47K OHM J 1608	
HR472	HRFT750JBA	R CHIP	1/10 75 OHM J 1608	
HR473	HRFT104JBA	R CHIP	1/10 100K OHM J 1608	
HR474	HRFT391JBA	R CHIP	1/10 390 OHM J 1608	
HR475	HRFT473JBA	R CHIP	1/10 47K OHM J 1608	
HR476	HRFT223JBA	R CHIP	1/10 22K OHM J 1608	
HR477	HRFT223JBA	R CHIP	1/10 22K OHM J 1608	
HR478	HRFT223JBA	R CHIP	1/10 22K OHM J 1608	
HR481	HRFT101FBA	R CHIP	1/10W 100 OHM 1608	
HR482	HRFT750JBA	R CHIP	1/10 75 OHM J 1608	
HR483	HRFT750JBA	R CHIP	1/10 75 OHM J 1608	
HR484	HRFT750JBA	R CHIP	1/10 75 OHM J 1608	
HR485	HRFT750JBA	R CHIP	1/10 75 OHM J 1608	
HR486	HRFT473JBA	R CHIP	1/10 47K OHM J 1608	
HR487	HRFT391JBA	R CHIP	1/10 390 OHM J 1608	
HR488	HRFT391JBA	R CHIP	1/10 390 OHM J 1608	
HR489	HRFT473JBA	R CHIP	1/10 47K OHM J 1608	
HR490	HRFT104JBA	R CHIP	1/10 100K OHM J 1608	
HR498	HRFT221JBA	R CHIP	1/10 220 OHM J 1608	
IC401	1BU4052BCF	IC	BU4052	
IC421	1NJM4558M-	IC CHIP	NJM4558M	
IC441	1NJM4558M-	IC CHIP	NJM4558M	
IC481	1LA7952---	IC SWITCH	LA7952	
IC491	EIC740404200	IC	IC,INVERTER 74HCU04	
J441	9736324801	JACK SCART	21P	
J455	9736325200	JACK S-VIDEO	C5026030 (S-VIDEO+RCA)	
J481	9736327800	JACK RCA	RCA-603EA-39	
JW401	W581GY1505	WIRE JUMPER	AWG22 1/0.65 GY 15 AUTO	
JW402	W581GY7595	WIRE JUMPER	AWG22 1/0.65 SN 7.5 AUTO	
JW403	W581GY7595	WIRE JUMPER	AWG22 1/0.65 SN 7.5 AUTO	
JW404	W581GY6095	WIRE JUMPER	AWG22 1/0.65 SN 6 AUTO	
JW405	W581GY7595	WIRE JUMPER	AWG22 1/0.65 SN 7.5 AUTO	
JW406	W581GY7595	WIRE JUMPER	AWG22 1/0.65 SN 7.5 AUTO	
JW407	W581GY7595	WIRE JUMPER	AWG22 1/0.65 SN 7.5 AUTO	
JW408	W581GY7595	WIRE JUMPER	AWG22 1/0.65 SN 7.5 AUTO	
JW409	W581GY6095	WIRE JUMPER	AWG22 1/0.65 SN 6 AUTO	
JW410	W581GY6095	WIRE JUMPER	AWG22 1/0.65 SN 6 AUTO	
JW411	W581GY6095	WIRE JUMPER	AWG22 1/0.65 SN 6 AUTO	
JW412	W581GY12J5	WIRE JUMPER	AWG22 1/0.65 SN 12.5 AUTO	
JW413	W581GY12J5	WIRE JUMPER	AWG22 1/0.65 SN 12.5 AUTO	
JW416	W581GY7595	WIRE JUMPER	AWG22 1/0.65 SN 7.5 AUTO	
JW417	W581GY7595	WIRE JUMPER	AWG22 1/0.65 SN 7.5 AUTO	
JW418	W581GY7595	WIRE JUMPER	AWG22 1/0.65 SN 7.5 AUTO	
JW419	W581GY7595	WIRE JUMPER	AWG22 1/0.65 SN 7.5 AUTO	
JW420	W581GY7595	WIRE JUMPER	AWG22 1/0.65 SN 7.5 AUTO	
JW421	W581GY7595	WIRE JUMPER	AWG22 1/0.65 SN 7.5 AUTO	
JW422	W581GY7595	WIRE JUMPER	AWG22 1/0.65 SN 7.5 AUTO	
JW423	W581GY6095	WIRE JUMPER	AWG22 1/0.65 SN 6 AUTO	
JW425	W581GY1505	WIRE JUMPER	AWG22 1/0.65 GY 15 AUTO	
JW426	W581GY7595	WIRE JUMPER	AWG22 1/0.65 SN 7.5 AUTO	

## Electrical Part List

Loc.	Part Code	Part Name	Description	Remark
JW427	W581GY7595	WIRE JUMPER	AWG22 1/0.65 SN 7.5 AUTO	
JW428	W581GY7595	WIRE JUMPER	AWG22 1/0.65 SN 7.5 AUTO	
JW429	W581GY7595	WIRE JUMPER	AWG22 1/0.65 SN 7.5 AUTO	
JW430	W581GY7595	WIRE JUMPER	AWG22 1/0.65 SN 7.5 AUTO	
JW431	W581GY6095	WIRE JUMPER	AWG22 1/0.65 SN 6 AUTO	
JW432	W581GY12J5	WIRE JUMPER	AWG22 1/0.65 SN 12.5 AUTO	
JW433	W581GY12J5	WIRE JUMPER	AWG22 1/0.65 SN 12.5 AUTO	
JW434	W581GY12J5	WIRE JUMPER	AWG22 1/0.65 SN 12.5 AUTO	
JW435	W581GY12J5	WIRE JUMPER	AWG22 1/0.65 SN 12.5 AUTO	
JW436	W581GY1505	WIRE JUMPER	AWG22 1/0.65 GY 15 AUTO	
JW437	W581GY12J5	WIRE JUMPER	AWG22 1/0.65 SN 12.5 AUTO	
JW438	W581GY7595	WIRE JUMPER	AWG22 1/0.65 SN 7.5 AUTO	
JW439	W581GY6095	WIRE JUMPER	AWG22 1/0.65 SN 6 AUTO	
JW440	W581GY12J5	WIRE JUMPER	AWG22 1/0.65 SN 12.5 AUTO	
JW441	W581GY1505	WIRE JUMPER	AWG22 1/0.65 GY 15 AUTO	
JW442	W581GY1505	WIRE JUMPER	AWG22 1/0.65 GY 15 AUTO	
JW443	W581GY1505	WIRE JUMPER	AWG22 1/0.65 GY 15 AUTO	
JW444	W581GY1505	WIRE JUMPER	AWG22 1/0.65 GY 15 AUTO	
JW445	W581GY7595	WIRE JUMPER	AWG22 1/0.65 SN 7.5 AUTO	
JW446	W581GY12J5	WIRE JUMPER	AWG22 1/0.65 SN 12.5 AUTO	
JW447	W581GY7595	WIRE JUMPER	AWG22 1/0.65 SN 7.5 AUTO	
JW448	W581GY1505	WIRE JUMPER	AWG22 1/0.65 GY 15 AUTO	
JW449	W581GY7595	WIRE JUMPER	AWG22 1/0.65 SN 7.5 AUTO	
JW450	W581GY7595	WIRE JUMPER	AWG22 1/0.65 SN 7.5 AUTO	

### PCB FRONT Ass'y [9CDC075200] : RD400 FRONT

Loc.	Part Code	Part Name	Description	Remark
B701	9CD6596400	PCB FRONT	197X163X1.6T	
CE701	CEXF1H339V	C ELECTRO	50V RSS 3.3MF (5X11)	
CE702	CEXF1H339V	C ELECTRO	50V RSS 3.3MF (5X11)	
CE703	CEXF1E470V	C ELECTRO	25V RSS 47MF (5X11)	
CE704	CEXF1E470V	C ELECTRO	25V RSS 47MF (5X11)	
CE705	CEXF1E470V	C ELECTRO	25V RSS 47MF (5X11)	
CE706	CEXF1E470V	C ELECTRO	25V RSS 47MF (5X11)	
CE707	CEXF1E470V	C ELECTRO	25V RSS 47MF (5X11)	
CE751	CEXF1H339V	C ELECTRO	50V RSS 3.3MF (5X11)	
CE752	CEXF1E470V	C ELECTRO	25V RSS 47MF (5X11)	
CE753	CEXF1E470V	C ELECTRO	25V RSS 47MF (5X11)	
CE754	CEXF1H478V	C ELECTRO	50V RSS 0.47MF (5X11)	
CE755	CEXF1H108V	C ELECTRO	50V RSS 0.1MF (5X11)	
CF701	5P1H101MF-	FILTER CERA	CFI 06B 1H 101MF	
CF702	5P1H101MF-	FILTER CERA	CFI 06B 1H 101MF	
CF703	5P1H101MF-	FILTER CERA	CFI 06B 1H 101MF	
CW701	9736407900	CONN WAFER	52084-1010 10P BOTTOM	
CW702	9736407900	CONN WAFER	52084-1010 10P BOTTOM	
CW751	9728815800	CONN AS	#26 UL2547 SHIELD 3P BOARD-IN 250MM	
FL701	DHNV12SS29	VFD	HNA-12SS29	
HC701	HCQK101JBA	C CHIP CERA	50V CH 100PF J 1608	
HC702	HCQK101JBA	C CHIP CERA	50V CH 100PF J 1608	
HC703	HCBK104KBA	C CHIP CERA	50V X7R 0.1MF Z 1608	
HC704	HCBK104KBA	C CHIP CERA	50V X7R 0.1MF Z 1608	
HC705	HCBK104KBA	C CHIP CERA	50V X7R 0.1MF Z 1608	
HC706	HCBK104KBA	C CHIP CERA	50V X7R 0.1MF Z 1608	
HC707	HCQK101JBA	C CHIP CERA	50V CH 100PF J 1608	
HC708	HCQK101JBA	C CHIP CERA	50V CH 100PF J 1608	
HC751	HCQK101JBA	C CHIP CERA	50V CH 100PF J 1608	
HC752	HCQK471JBA	C CHIP CERA	50V CH 470PF J 1608	
HC753	HCQK101JBA	C CHIP CERA	50V CH 100PF J 1608	
HC754	HCBK103KBA	C CHIP CERA	50V X7R 0.01MF M 1608	
HC755	HCBK103KBA	C CHIP CERA	50V X7R 0.01MF M 1608	
HC756	HCQK681JBA	C CHIP CERA	50V CH 680PF J 1608	
HD701	DZDS160---	DIODE SW CHIP	KDS160	

## Electrical Part List

Loc.	Part Code	Part Name	Description	Remark
HD702	DZDS160---	DIODE SW CHIP	KDS160	
HD703	DZDS160---	DIODE SW CHIP	KDS160	
HD704	DZDS160---	DIODE SW CHIP	KDS160	
HD705	DZDS160---	DIODE SW CHIP	KDS160	
HD706	DZDS160---	DIODE SW CHIP	KDS160	
HD707	DZDS160---	DIODE SW CHIP	KDS160	
HD751	DZDS160---	DIODE SW CHIP	KDS160	
HQ701	TZRC231S--	TR CHIP	KRC231S	
HQ702	TZRC231S--	TR CHIP	KRC231S	
HQ703	TZRC231S--	TR CHIP	KRC231S	
HQ704	TZRC231S--	TR CHIP	KRC231S	
HQ705	TZRC231S--	TR CHIP	KRC231S	
HQ751	TZTC3875S-	TR CHIP	KTC3875Y	
HQ752	TZTC3875S-	TR CHIP	KTC3875Y	
HR701	HRFT103JBA	R CHIP	1/10 10K OHM J 1608	
HR702	HRFT100JBA	R CHIP	1/10 10 OHM J 1608	
HR703	HRFT103JBA	R CHIP	1/10 10K OHM J 1608	
HR704	HRFT103JBA	R CHIP	1/10 10K OHM J 1608	
HR705	HRFT562JBA	R CHIP	1/10 5.6K OHM J 1608	
HR706	HRFT823JBA	R CHIP	1/10 82K OHM J 1608	
HR707	HRF4221JEA	R CHIP	1/4W 220 OHM J 3216	
HR708	HRFT103JBA	R CHIP	1/10 10K OHM J 1608	
HR709	HRFT103JBA	R CHIP	1/10 10K OHM J 1608	
HR710	HRFT100JBA	R CHIP	1/10 10 OHM J 1608	
HR711	HRFT103JBA	R CHIP	1/10 10K OHM J 1608	
HR712	HRF4221JEA	R CHIP	1/4W 220 OHM J 3216	
HR713	HRF4221JEA	R CHIP	1/4W 220 OHM J 3216	
HR714	HRFT000-BA	R CHIP	1/10 0 OHM 1608	
HR715	HRFT000-BA	R CHIP	1/10 0 OHM 1608	
HR716	HRFT000-BA	R CHIP	1/10 0 OHM 1608	
HR717	HRFT000-BA	R CHIP	1/10 0 OHM 1608	
HR718	HRFT103JBA	R CHIP	1/10 10K OHM J 1608	
HR719	HRFT103JBA	R CHIP	1/10 10K OHM J 1608	
HR720	HRFT562JBA	R CHIP	1/10 5.6K OHM J 1608	
HR751	HRFT103JBA	R CHIP	1/10 10K OHM J 1608	
HR752	HRFT101JBA	R CHIP	1/10 100 OHM J 1608	
HR753	HRFT101JBA	R CHIP	1/10 100 OHM J 1608	
HR754	HRFT391JBA	R CHIP	1/10 390 OHM J 1608	
HR755	HRFT393JBA	R CHIP	1/10W 39K OHM J 1608	
HR756	HRFT103JBA	R CHIP	1/10 10K OHM J 1608	
HR757	HRFT153JBA	R CHIP	1/10 15K OHM J 1608	
HR758	HRFT102JBA	R CHIP	1/10 1K OHM J 1608	
HR759	HRFT153JBA	R CHIP	1/10 15K OHM J 1608	
HR760	HRFT104JBA	R CHIP	1/10 100K OHM J 1608	
HR761	HRFT103JBA	R CHIP	1/10 10K OHM J 1608	
HR762	HRFT223JBA	R CHIP	1/10 22K OHM J 1608	
HR763	HRFT182JBA	R CHIP	1/10W 1.8K OHM J 1608	
HR764	HRFT472JBA	R CHIP	1/10 4.7K OHM J 1608	
HR765	HRFT561JBA	R CHIP	1/10 560 OHM J 1608	
HR766	HRFT473JBA	R CHIP	1/10 47K OHM J 1608	
HR767	HRFT562JBA	R CHIP	1/10 5.6K OHM J 1608	
HR768	HRFT103JBA	R CHIP	1/10 10K OHM J 1608	
HR769	HRFT102JBA	R CHIP	1/10 1K OHM J 1608	
HZ701	DRLZ4R3B--	DIODE ZENER CHIP	RLZ4.3B	
HZ702	DRLZ4R3B--	DIODE ZENER CHIP	RLZ4.3B	
IC701	1PT6315---	IC DRIVER	PT6315	
IC702	1PT8311---	IC PSM	PT8311	
IC751	1NJM4558M-	IC CHIP	NJM4558M	
J701	9736325300	JACK	HTJ-035-18A(H/P)	
J751	9736325300	JACK	HTJ-035-18A(H/P)	
JW701	W581GY1005	WIRE JUMPER	AWG22 1/0.65 SN 10 AUTO	
JW702	W581GY1005	WIRE JUMPER	AWG22 1/0.65 SN 10 AUTO	
JW703	W581GY1005	WIRE JUMPER	AWG22 1/0.65 SN 10 AUTO	

## Electrical Part List

Loc.	Part Code	Part Name	Description	Remark
JW704	W581GY1505	WIRE JUMPER	AWG22 1/0.65 GY 15 AUTO	
JW705	W581GY1505	WIRE JUMPER	AWG22 1/0.65 GY 15 AUTO	
JW706	W581GY1005	WIRE JUMPER	AWG22 1/0.65 SN 10 AUTO	
JW707	W581GY12J5	WIRE JUMPER	AWG22 1/0.65 SN 12.5 AUTO	
JW708	W581GY12J5	WIRE JUMPER	AWG22 1/0.65 SN 12.5 AUTO	
JW709	W581GY1505	WIRE JUMPER	AWG22 1/0.65 GY 15 AUTO	
JW710	W581GY7595	WIRE JUMPER	AWG22 1/0.65 SN 7.5 AUTO	
JW711	W581GY6095	WIRE JUMPER	AWG22 1/0.65 SN 6 AUTO	
JW712	W581GY6095	WIRE JUMPER	AWG22 1/0.65 SN 6 AUTO	
JW713	W581GY6095	WIRE JUMPER	AWG22 1/0.65 SN 6 AUTO	
JW714	W581GY6095	WIRE JUMPER	AWG22 1/0.65 SN 6 AUTO	
JW715	W581GY6095	WIRE JUMPER	AWG22 1/0.65 SN 6 AUTO	
JW716	W581GY12J5	WIRE JUMPER	AWG22 1/0.65 SN 12.5 AUTO	
JW717	W581GY12J5	WIRE JUMPER	AWG22 1/0.65 SN 12.5 AUTO	
JW718	W581GY12J5	WIRE JUMPER	AWG22 1/0.65 SN 12.5 AUTO	
JW719	W581GY12J5	WIRE JUMPER	AWG22 1/0.65 SN 12.5 AUTO	
JW720	W581GY1005	WIRE JUMPER	AWG22 1/0.65 SN 10 AUTO	
JW721	W581GY1005	WIRE JUMPER	AWG22 1/0.65 SN 10 AUTO	
JW722	W581GY1005	WIRE JUMPER	AWG22 1/0.65 SN 10 AUTO	
JW724	W581GY1005	WIRE JUMPER	AWG22 1/0.65 SN 10 AUTO	
JW725	W581GY6095	WIRE JUMPER	AWG22 1/0.65 SN 6 AUTO	
JW726	W581GY12J5	WIRE JUMPER	AWG22 1/0.65 SN 12.5 AUTO	
JW727	W581GY1505	WIRE JUMPER	AWG22 1/0.65 GY 15 AUTO	
JW728	W581GY1505	WIRE JUMPER	AWG22 1/0.65 GY 15 AUTO	
JW729	W581GY1005	WIRE JUMPER	AWG22 1/0.65 SN 10 AUTO	
JW730	W581GY1005	WIRE JUMPER	AWG22 1/0.65 SN 10 AUTO	
JW731	W581GY12J5	WIRE JUMPER	AWG22 1/0.65 SN 12.5 AUTO	
JW732	W581GY12J5	WIRE JUMPER	AWG22 1/0.65 SN 12.5 AUTO	
JW733	W581GY12J5	WIRE JUMPER	AWG22 1/0.65 SN 12.5 AUTO	
JW734	W581GY12J5	WIRE JUMPER	AWG22 1/0.65 SN 12.5 AUTO	
JW735	W581GY12J5	WIRE JUMPER	AWG22 1/0.65 SN 12.5 AUTO	
JW736	W581GY12J5	WIRE JUMPER	AWG22 1/0.65 SN 12.5 AUTO	
JW737	W581GY1005	WIRE JUMPER	AWG22 1/0.65 SN 10 AUTO	
JW738	W581GY6095	WIRE JUMPER	AWG22 1/0.65 SN 6 AUTO	
JW739	W581GY1005	WIRE JUMPER	AWG22 1/0.65 SN 10 AUTO	
JW740	W581GY7595	WIRE JUMPER	AWG22 1/0.65 SN 7.5 AUTO	
JW741	W581GY12J5	WIRE JUMPER	AWG22 1/0.65 SN 12.5 AUTO	
JW742	W581GY7595	WIRE JUMPER	AWG22 1/0.65 SN 7.5 AUTO	
JW743	W581GY12J5	WIRE JUMPER	AWG22 1/0.65 SN 12.5 AUTO	
JW744	W581GY12J5	WIRE JUMPER	AWG22 1/0.65 SN 12.5 AUTO	
JW745	W581GY12J5	WIRE JUMPER	AWG22 1/0.65 SN 12.5 AUTO	
JW746	W581GY12J5	WIRE JUMPER	AWG22 1/0.65 SN 12.5 AUTO	
JW747	W581GY12J5	WIRE JUMPER	AWG22 1/0.65 SN 12.5 AUTO	
JW748	W581GY1005	WIRE JUMPER	AWG22 1/0.65 SN 10 AUTO	
JW750	W581GY1005	WIRE JUMPER	AWG22 1/0.65 SN 10 AUTO	
JW751	W581GY12J5	WIRE JUMPER	AWG22 1/0.65 SN 12.5 AUTO	
JW752	W581GY6095	WIRE JUMPER	AWG22 1/0.65 SN 6 AUTO	
JW753	W581GY6095	WIRE JUMPER	AWG22 1/0.65 SN 6 AUTO	
JW754	W581GY6095	WIRE JUMPER	AWG22 1/0.65 SN 6 AUTO	
JW755	W581GY6095	WIRE JUMPER	AWG22 1/0.65 SN 6 AUTO	
JW757	W581GY6095	WIRE JUMPER	AWG22 1/0.65 SN 6 AUTO	
LD701	DSL332VC3F	LED	SLR332VC3F(RED)PI3	
LD702	DLBH4155--	LED	LBH4155(BL) OVAL PI4.3	
LD703	DLBH4155--	LED	LBH4155(BL) OVAL PI4.3	
RM701	1354HF7---	IC PRE AMP	354HF7	
SW702	5S50101001	SW TACT	KPT-1105A IC-1P	
SW703	5S50101001	SW TACT	KPT-1105A IC-1P	
SW704	5S50101001	SW TACT	KPT-1105A IC-1P	
SW705	5S50101001	SW TACT	KPT-1105A IC-1P	
SW706	5S50101001	SW TACT	KPT-1105A IC-1P	
SW707	5S50101001	SW TACT	KPT-1105A IC-1P	
SW708	5S50101001	SW TACT	KPT-1105A IC-1P	
VR701	5SH122403-	SW ENCODER	EC12E24204 24P W/DETENT	

## Electrical Part List

Loc.	Part Code	Part Name	Description	Remark
VR751	5V1503730B	VR ROTARY	XV09211NPV20F1B50K	
XC701	ZTB455ET3C	RESONATOR CERA	455KHz	

### PCB POWER Ass'y [9CDC075100] : RD400 POWER

Loc.	Part Code	Part Name	Description	Remark
B951	9CD6596800	PCB POWER		
CD951	9736910800	AC CORD	LY-21 1800MM H03VVH2-F 2*0.75	
CE951	CEXF1C102V	C ELECTRO	16V RSS 1000MF (10X17)	
CN951	9736407600	CONN PIN	53095-1310 13PIN BASE	
CW981	9728808400	CONN WAFER	VH-2A WAFER	
D951	DIN4001---	DIODE	IN4001	
D952	DIN4001---	DIODE	IN4001	
D953	DIN4001---	DIODE	IN4001	
D954	DIN4001---	DIODE	IN4001	
F951	5FSGB2522L	FUSE GLASS TUBE	VDE TL 2.5A 250V MF51	
F953	5FSGB6312L	FUSE GLASS TUBE	VDE TL 630MA 250V MF51	
FC951	9734600700	CLIP FUSE	FC-5N	
FC952	9734600700	CLIP FUSE	FC-5N	
FC953	9734600700	CLIP FUSE	FC-5N	
FC954	9734600700	CLIP FUSE	FC-5N	
HC951	HCBK104KBA	C CHIP CERA	50V X7R 0.1MF Z 1608	
HD955	DZDS160---	DIODE SW CHIP	KDS160	
HQ951	TZTC3875S-	TR CHIP	KTC3875Y	
HR951	HRFT103JBA	R CHIP	1/10 10K OHM J 1608	
HR952	HRFT103JBA	R CHIP	1/10 10K OHM J 1608	
HR953	HRFT101FCA	R CHIP	1/10 100 OHM J 2012	
IC951	1KIA78L05B	IC REGULATOR	KIA78L05BP	
JW951	W581GY1505	WIRE JUMPER	AWG22 1/0.65 SN 15 AUTO	
JW957	W581GY1005	WIRE JUMPER	AWG22 1/0.65 SN 10 AUTO	
JW958	W581GY17J5	WIRE JUMPER	AWG22 1/0.65 GY 17.5 AUTO	
PT951	5TP8028875	TRANS POWER	EI=28X12 230V 50HZ	
PT952	5TP8066941	TRANS POWER	230V/50Hz	
RF951	RF01F4780J-32	R FUSEABLE	1W 0.47 OHM (32倍)	
RF952	RF01F4780J-32	R FUSEABLE	1W 0.47 OHM (32倍)	
RF953	RF01F4780J-32	R FUSEABLE	1W 0.47 OHM (32倍)	
RF954	RF01F4780J-32	R FUSEABLE	1W 0.47 OHM (32倍)	
RY951	5SC2001A01	SW RELAY	SDT-S-105LMR	

### REMOCON Ass'y [9CDM053400] : AM-43D

Loc.	Part Code	Part Name	Description	Remark
10	9CDM053400	REMOCON	AM-43D	

### SPEAKER Ass'y [9CDM056400] : MS-400UD

Loc.	Part Code	Part Name	Description	Remark
10	97C8527700	SPEAKER SYSTEM	MS-400UD	

## Free Manuals Download Website

<http://myh66.com>

<http://usermanuals.us>

<http://www.somanuals.com>

<http://www.4manuals.cc>

<http://www.manual-lib.com>

<http://www.404manual.com>

<http://www.luxmanual.com>

<http://aubethermostatmanual.com>

Golf course search by state

<http://golfingnear.com>

Email search by domain

<http://emailbydomain.com>

Auto manuals search

<http://auto.somanuals.com>

TV manuals search

<http://tv.somanuals.com>