

Kit Includes:




Installation:


1. Remove the tail light lenses. There are four screws holding each lens in.
2. Remove the tail light bulbs.



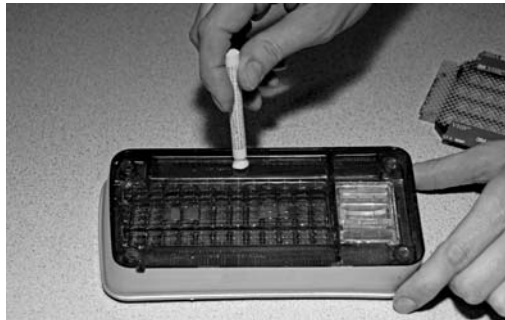
3. We recommended that the lens and housings be cleaned to insure proper mounting and visibility of the LED assembly. If the lenses are in bad shape a new set is suggested.
4. DO NOT remove the tape from the led assemblies yet!




5. Test fit the assembly into the lens as shown below to make sure it aligns correctly.



6. Make sure you have BOTH lenses clean and dry so the single use primer applicator can be used for both lenses. Apply the primer to the top and bottom edges of the lens where the tape will attach. **AFTER THE PRIMER HAS BEEN APPLIED, LET THE LENS DRY FOR 5 MINUTES BEFORE GOING ON.**



7. Peel the backing off the tape for installation.



8. Carefully place the LED assembly onto the lens and press down firmly.



9. Insert the LED assembly bulb base into the tail light housing socket.



10. Fasten the lens back on with the four original screws.



11. Repeat steps 7 – 9 for the other side.

12. Test the tail lights, brake lights, and turn signals. If the turn signals do not flash you will need to upgrade your flasher. If you are replacing only the rear turn signals you should be able to use a heavy duty electronic flasher from your local parts store. If you are replacing both front and rear or do not have front bulbs you will need a no-load flasher, Dakota Digital part number LAT-NLF.

SERVICE AND REPAIR

DAKOTA DIGITAL offers complete service and repair of its product line. In addition, technical consultation is available to help you work through any questions or problems you may be having installing one of our units.

Should you ever need to send the unit back for repairs, please package the product in a good quality box along with plenty of packing material. Ship the product by UPS or insured Parcel Post. Be sure to include a complete description of the problem, your full name and address (street address preferred), and a telephone number where you can be reached during the day. An authorization number for products being returned for repair is needed. We will contact you if any repair charges exist. Any returns for warranty work must include a copy of the dated invoice or bill of sale.

LED LIGHTING LIMITED LIFETIME WARRANTY

DAKOTA DIGITAL (the Company) warrants to the ORIGINAL PURCHASER of this LED Lighting product under normal use and condition, be proven defective in material or workmanship DURING THE LIFETIME OF THE CAR IN WHICH IT WAS ORIGINALLY INSTALLED, such defect(s) will be repaired or replaced (at the Company's option) without charge for parts or labor directly related to repairs of the defect(s).

To obtain repair or replacement within the terms of this Warranty, the product is to be delivered with proof of warranty coverage (e.g. dated bill of sale), specification of defects, transportation prepaid, to the factory. This Warranty is valid for the original purchaser only and may not be transferred.

This Warranty does not cover damage to vehicle electrical system. This Warranty does not apply to any product or part thereof which in the opinion of the Company has been damaged through alteration, improper installation, mishandling, misuse, neglect, or accident.

This Warranty is in lieu of all other express warranties or liabilities. ANY IMPLIED WARRANTIES, INCLUDING ANY IMPLIED WARRANTY OF MERCHANTABILITY, SHALL BE LIMITED TO THE DURATION OF THIS WRITTEN WARRANTY. ANY ACTION FOR BREACH OF ANY WARRANTY HEREUNDER INCLUDING ANY IMPLIED WARRANTY OF MERCHANTABILITY MUST BE BROUGHT WITHIN A PERIOD OF 30 MONTHS FROM DATE OF ORIGINAL PURCHASE. IN NO CASE SHALL THE COMPANY BE LIABLE FOR ANY CONSEQUENTIAL OR INCIDENTAL DAMAGES FOR BREACH OF THIS OR ANY OTHER WARRANTY, EXPRESSED OR IMPLIED, WHATSOEVER. No person or representative is authorized to assume for the Company any liability other than that expressed herein in connection with the sale of this product.

FOR SERVICE SEND TO: **DAKOTA DIGITAL**, 4510 W. 61st ST N., SIOUX FALLS, SD 57107 USA (800) 852-3228

Email us at techsupport@dakotadigital.com

Free Manuals Download Website

<http://myh66.com>

<http://usermanuals.us>

<http://www.somanuals.com>

<http://www.4manuals.cc>

<http://www.manual-lib.com>

<http://www.404manual.com>

<http://www.luxmanual.com>

<http://aubethermostatmanual.com>

Golf course search by state

<http://golfingnear.com>

Email search by domain

<http://emailbydomain.com>

Auto manuals search

<http://auto.somanuals.com>

TV manuals search

<http://tv.somanuals.com>