

## Datalogic Skorpio™ Serial/Modem Cradle

The Datalogic Skorpio™ Serial/Modem Cradle is a battery charger and also functions as a serial communication interface between the host computer (RS232) and the RS232 contacts on the Datalogic Skorpio™ mobile computer.




Figure 1 – Datalogic Skorpio™ Serial/Modem Cradle General View

Key:

- A) Battery recharge and RS232 contacts
- B) Power indicator LED
- C) Connector for host computer connection (RS232)
- D) Power supply connector
- E) Modem connector

Data can be transmitted to the Host launching the communication software on the mobile computer and then inserting it into the cradle slot. By inserting the mobile computer into the cradle, the mobile computer battery charging starts.

822000731 (Rev. A)

## Correct Mobile Computer Insertion / Removal

For correct insertion onto the cradle, insert the mobile computer from the top of the cradle and push it down firmly.



Figure 2 - Mobile Computer Insertion

To remove the mobile computer from the Datalogic Skorpio™ cradle, simply pull it upwards while holding the cradle firmly down.

## TECHNICAL FEATURES

Electrical Features	
Power supply *	9 VDC Min – 30 VDC Max
Consumption	12 W Max
Indicators	Power LED
Charge time	4 Hours (Li ION batteries)
Communication Features	
Interface	RS232
Baud rate	9600 - 115200
Environmental Features	
Working temperature	0° to +50 °C **
Storage temperature	-20 °C to +60 °C
Humidity	90% non condensing
Degree of protection	IP20
Mechanical Features	
Dimensions	85 x 106 x 90 mm
Weight	350 g

\* Recommended DL power supply: FPS18.

\*\* Batteries must be charged at a temperature ranging from 0° to 45 °C.

## CONNECTIONS



**CAUTION**

*Connections should always be made with power OFF!*

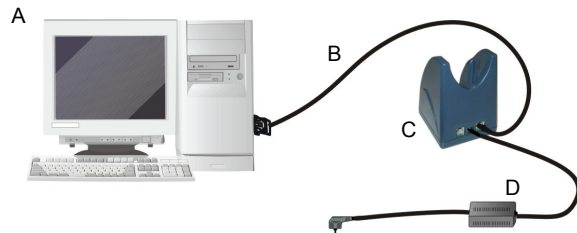
Datalogic Skorpio™ Serial/Modem Cradle can be connected to a Host by means of an RS232 interface or can provide a modem connection by means of the integrated modem through the RJ11 phone connector.

### RS232 Connection

The Datalogic Skorpio™ Serial/Modem Cradle can be connected to the Host by means of cable 94A054000 for 9-pin connections. The RJ45 connector of the cable must be connected to the RS232 port of the cradle.

Then, it is necessary to insert the power supply plug into the power jack on the base of the cradle and attach the power supply to a power outlet.

Once the Host has been turned on, insert the mobile computer into the cradle.



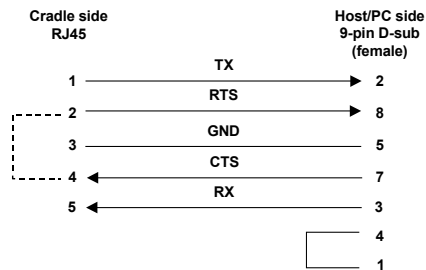
**Figure 4 - RS232 Connection**

Key:

- A) Host computer
- B) 94A054000 9-pin serial cable
- C) Datalogic Skorpio™ Serial/Modem Cradle
- D) 94ACC4595 FPS18 power supply without power cord  
94ACC1150 Power cord EU 3-pin

### Pinout

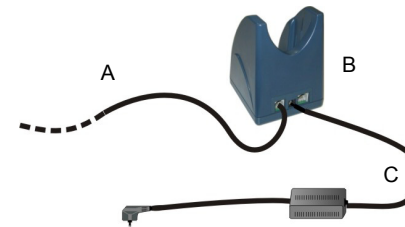
The cable 94A054000 allowing the RS232 connection has the following pinout:



**Figure 5 - Cable 94A054000 Pinout**

## Modem Connection

The Datalogic Skorpio™ Serial/Modem Cradle has an integrated modem and provides a modem connector which can be used with an RJ11 connector. It can be connected to a telephone line to transfer data to a Host.



Key:

- A) Phone line to remote Host
- B) Datalogic Skorpio™ Serial/Modem Cradle
- C) 94ACC4595 FPS18 power supply without power cord

Pin	Name
1	not connected
2	TIP
3	RING
4	not connected

It is not possible to use the serial connection and the modem connection at the same time.

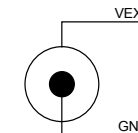


**CAUTION**

*By default, the Datalogic Skorpio™ Serial/Modem Cradle allows serial communication through the rear RS232 connector. It is mandatory to use an appropriate custom software application in order to use the cradle integrated modem port.*

## Power Supply

Each connection requires a power supply to be connected to the cradle. We recommend the DL FPS18 power supply.




**Figure 3 - Power Supply Polarity**



**NOTE**

To reduce electrical noise, install the included ferrite onto the cradle side of the power cord. Wind the power cord three times around the ferrite, as shown in the figures below.



## Free Manuals Download Website

<http://myh66.com>

<http://usermanuals.us>

<http://www.somanuals.com>

<http://www.4manuals.cc>

<http://www.manual-lib.com>

<http://www.404manual.com>

<http://www.luxmanual.com>

<http://aubethermostatmanual.com>

Golf course search by state

<http://golfingnear.com>

Email search by domain

<http://emailbydomain.com>

Auto manuals search

<http://auto.somanuals.com>

TV manuals search

<http://tv.somanuals.com>